# 2022 Florida Election Guide

A guide to the candidates and Constitutional amendments that support job creation, growing the economy, and securing Florida's future.

FLORIDA CHAMBER of Commerce

WWW.FLCHAMBER.COM

# 2022 ELECTION GUIDE

**Dear Fellow Floridians,**

As the Florida Chamber stands firmly on its mission of Securing Florida's Future and serves as the leading voice of business and the driving force for Florida's future, we are pleased to provide our 2022 Election Guide to serve as your trusted resource for the upcoming General Election.

With all of the noise in political campaigns, it can be difficult to understand and compare the candidates and issues. This nonpartisan, pro-jobs, guide helps voters better understand the candidates and amendments on this year's ballot. This November, the Governor, Florida Cabinet, all 120 Florida House seats, 40 Florida Senate seats, 1 US Senate seat, and 28 Congressional seats are up for election. Additionally, there are 3 proposed Amendments to the Florida Constitution.

The Florida Chamber intends for this voter guide to provide Floridians with the information they need before heading to the polls and having their voices heard on Tuesday, November 8th. We encourage you to share this guide with employees, vendors, family, friends, neighbors, and colleagues to support greater participation in our electoral process.

If at any time you have questions about this November's election and the choices facing you on the ballot, I encourage you to contact us.

Best,

**Nick Catroppo**
Vice President of Political Operations
Florida Chamber of Commerce
850-521-1200

# TABLE OF CONTENTS


Key Election and Registration Dates — 4

Contacting Your Supervisor of Elections — 5

U.S. Congressional Races — 6

U.S. Senate Races — 10

Florida State Executive Office Races — 10

Florida Court Elections — 12

Florida Senate Races — 15

Florida House of Representatives Races — 20

Proposed Constitutional Amendments — 35

Constitutional Amendment History — 37

Map of Florida Congressional Districts — 38

Map of Florida Senate Districts — 39

Map of Florida House of Representatives Districts — 40


FLORIDA CHAMBER of Commerce

WWW.FLCHAMBER.COM

This non-partisan voter guide lists the candidates for state and federal offices and the proposed constitutional amendments that will appear on the ballot for the November 8, 2022 General Election.

# ELECTION INFORMATION

## IMPORTANT DATES TO REMEMBER

Registration Deadline for General Election:

**October 11, 2022**

Vote-by-Mail Return Deadline for General Election:

**November 8, 2022 by 7pm**

General Election:

**November 8, 2022**

## VOTE-BY-MAIL BALLOT

For vote-by-mail stateside and overseas uniformed service members and overseas civilians (also known as UOCAVA voters), the deadline for election officials to send ballots is 45 days before an election:

**General Election Mailing Date: September 24, 2022**

For domestic voters, the deadline for election officials to send ballots is between 40 and 33 days (7-day window) before an election:

**General Election Mailing Date: September 29, 2022**

## EARLY VOTING

The early voting period consists of a minimum mandatory period of 8 days. It starts on the 10th day and ends on the 3rd day before Election Day:

**General Election Early Voting: October 29, 2022 - November 5th, 2022**

In addition, each county Supervisor of Elections may at his or her own discretion offer additional days of early voting on any or all days during the 15th through 11th day and the last Sunday before Election Day.

# SUPERVISORS OF ELECTIONS

| COUNTY | SUPERVISOR | PHONE |
|---|---|---|
| Alachua | Kim A.Barton | 352-374-5252 |
| Baker | Christopher Milton | 904-259-6339 |
| Bay | Mark Andersen | 850-784-6100 |
| Bradford | Amanda Seyfang | 904-966-6266 |
| Brevard | Timothy Bobanic | 321-290-8683 |
| Broward | Joe Scott | 954-357-8683 |
| Calhoun | Sharon Chason | 850-674-8568* |
| Charlotte | Paul A.Stamoulis | 941-833-5400 |
| Citrus | Maureen "Mo" Baird | 352-564-7120 |
| Clay | Chris H.Chambless | 904-269-6350 |
| Collier | Jennifer J.Edwards | 239-252-8683 |
| Columbia | Tomi Stinson Brown | 386-758-1026 |
| DeSoto | Mark F.Negley | 863-993-4871 |
| Dixie | Starlet Cannon | 352-498-1216 |
| Duval | Mike Hogan | 904-255-8683 |
| Escambia | David H.Stafford | 850-595-3900 |
| Flagler | Kaiti Lenhart | 386-313-4170 |
| Franklin | Heather Riley | 850-653-9520 |
| Gadsden | Shirley G.Knight | 850-627-9910 |
| Gilchrist | Connie Sanchez | 352-463-3194 |
| Glades | Aletris Farnam | 863-946-6005 |
| Gulf | John Hanlon | 850-229-6117 |
| Hamilton | Laura Hutto | 386-792-1426 |
| Hardee | Diane Smith | 863-773-6061 |
| Hendry | Brenda Hoots | 863-675-5230 |
| Hernando | Shirley Anderson | 352-754-4125 |
| Highlands | Karen Healy | 863-402-6655 |
| Hillsborough | Craig Latimer | 813-744-5900 |
| Holmes | Therisa Meadows | 850-547-1107 |
| Indian River | Leslie Rossway Swan | 772-226-4700 |
| Jackson | Carol A.Dunaway | 850-482-9652 |
| Jefferson | Justin "Tyler" McNeill | 850-997-3348 |
| Lafayette | Travis Hart | 386-294-1261 |
| Lake | Alan Hays | 352-343-9734 |
| Lee | Tommy Doyle | 239-533-8683 |
| Leon | Mark S.Earley | 850-606-8683 |
| Levy | Tammy Jones | 352-486-5163 |
| Liberty | Grant Conyers | 850-643-5226 |
| Madison | Heath Driggers | 850-973-6507 |
| Manatee | Michael Bennett | 941-741-3823 |
| Marion | Wesley Wilcox | 352-620-3290 |
| Martin | Vicki Davis | 772-288-5637 |
| Miami-Dade | Christina White | 305-499-8683 |
| Monroe | Joyce Griffin | 305-292-3416 |
| Nassau | Janet H.Adkins | 904-491-7500 |
| Okaloosa | Paul A.Lux | 850-689-5600 |
| Okeechobee | Melissa Arnold | 863-763-4014 |
| Orange | Bill Cowles | 407-836-2070 |
| Osceola | Mary Jane Arrington | 407-742-6000 |
| Palm Beach | Wendy Sartory Link | 561-656-6200 |
| Pasco | Brian E.Corley | 800-851-8754 |
| Pinellas | Julie Marcus | 727-464-8683 |
| Polk | Lori Edwards | 863-534-5888 |
| Putnam | Charles Overturf | 386-329-0224 |
| Santa Rosa | Tappie A.Villane | 850-983-1900 |
| Sarasota | Ron Turner | 941-861-8600 |
| Seminole | Chris Anderson | 407-585-8683 |
| St. Johns | Vicky Oakes | 904-823-2238 |
| St. Lucie | Gertrude Walker | 772-462-1500 |
| Sumter | William "Bill" Keen | 352-569-1540 |
| Suwannee | Jennifer Musgrove Kinsey | 386-362-2616 |
| Taylor | Dana Southerland | 850-838-3515 |
| Union | Deborah K.Osborne | 386-496-2236 |
| Volusia | Lisa Lewis | 386-736-5930 |
| Wakulla | Joseph "Joe" Morgan | 850-926-7575 |
| Walton | Bobby Beasley | 850-892-8112 |
| Washington | Carol F.Rudd | 850-638-6230 |



*Ext. 4

# U.S. CONGRESSIONAL

The Florida Chamber of Commerce does not endorse in Federal races

## DISTRICT 1

Matt Gaetz (REP)*
Rebekah Jones (DEM)

Escambia, Okaloosa, Santa Rosa, Walton

REGISTRATION

| REPUBLICAN | DEMOCRAT | OTHER |
|---|---|---|
| 52% | 23% | 24% |

2020 RESULTS

| TRUMP | BIDEN | RATING | PARTISAN PERF |
|---|---|---|---|
| 65.10% | 32.89% | SOLID REPUBLICAN | R+19 |

## DISTRICT 2

Neal Dunn (REP)*
Alfred Lawson (DEM)

Holmes, Jackson, Bay, Washington, Calhoun, Gulf, Liberty, Franklin, Liberty, Gadsden, Leon, Wakulla, Jefferson, Taylor, Madison, and parts of Walton, Lafayette

REGISTRATION

| REPUBLICAN | DEMOCRAT | OTHER |
|---|---|---|
| 41% | 40% | 20% |

2020 RESULTS

| TRUMP | BIDEN | RATING | PARTISAN PERF |
|---|---|---|---|
| 54.83% | 43.86% | SOLID REPUBLICAN | R+8 |

## DISTRICT 3

Kat Cammack (REP)*
Danielle Hawk (DEM)
Linda Brooks (NPA)

Hamilton, Suwannee, Columbia, Baker, Union, Bradford, Alachua, Dixie, Levy, Gilchrist and parts of Lafayette, Marion

REGISTRATION

| REPUBLICAN | DEMOCRAT | OTHER |
|---|---|---|
| 42% | 36% | 22% |

2020 RESULTS

| TRUMP | BIDEN | RATING | PARTISAN PERF |
|---|---|---|---|
| 56.42% | 42.35% | SOLID REPUBLICAN | R+9 |

## DISTRICT 4

Aaron Bean (REP)
LaShonda "L.J." Holloway (DEM)
Gary Koniz (WRI)

Clay, Nassau, and parts of Duval

REGISTRATION

| REPUBLICAN | DEMOCRAT | OTHER |
|---|---|---|
| 40% | 37% | 23% |

2020 RESULTS

| TRUMP | BIDEN | RATING | PARTISAN PERF |
|---|---|---|---|
| 52.61% | 45.92% | SOLID REPUBLICAN | R+6 |

## DISTRICT 5

ELECTED
John Rutherford (REP)*

Parts of Duval, St Johns

REGISTRATION

| REPUBLICAN | DEMOCRAT | OTHER |
|---|---|---|
| 45% | 28% | 26% |

2020 RESULTS

| TRUMP | BIDEN | RATING | PARTISAN PERF |
|---|---|---|---|
| 57.10% | 41.36% | SOLID REPUBLICAN | R+11 |

## DISTRICT 6

Michael Waltz (REP)*
Joe Hannoush (LIB)

Putnam, Flagler, and parts of Lake, Marion, and Volusia

REGISTRATION

| REPUBLICAN | DEMOCRAT | OTHER |
|---|---|---|
| 44% | 29% | 27% |

2020 RESULTS

| TRUMP | BIDEN | RATING | PARTISAN PERF |
|---|---|---|---|
| 61.29% | 37.66% | SOLID REPUBLICAN | R+14 |

## DISTRICT 7

Karen Green (DEM)
Cory Mills (REP)
Cardon Pompey (WRI)

Seminole and Volusia

REGISTRATION

| REPUBLICAN | DEMOCRAT | OTHER |
|---|---|---|
| 36% | 32% | 32% |

2020 RESULTS

| TRUMP | BIDEN | RATING | PARTISAN PERF |
|---|---|---|---|
| 52.10% | 46.57% | LEAN REPUBLICAN | R+5 |

## DISTRICT 8

Bill Posey (REP)*
Joanne Terry (DEM)

Brevard, Indian River, and parts of Orange

REGISTRATION

| REPUBLICAN | DEMOCRAT | OTHER |
|---|---|---|
| 44% | 28% | 28% |

2020 RESULTS

| TRUMP | BIDEN | RATING | PARTISAN PERF |
|---|---|---|---|
| 58.12% | 40.52% | SOLID REPUBLICAN | R+11 |



*Incumbent

# U.S. CONGRESSIONAL

The Florida Chamber of Commerce does not endorse in Federal races

## DISTRICT 9

Darren Soto (DEM)*
Scotty Moore (REP)

Osceola, and parts of Polk, and Orange

REGISTRATION

| REPUBLICAN | DEMOCRAT | OTHER |
|---|---|---|
| 23% | 40% | 37% |

2020 RESULTS

| TRUMP | BIDEN | RATING | PARTISAN PERF |
|---|---|---|---|
| 40.71% | 58.10% | SOLID DEMOCRATIC | D+8 |

## DISTRICT 10

Maxwell Alejandro Frost (DEM)
Calvin Wimbish (REP)
Jason Holic (NPA)
Usha Jain (NPA)

Parts of Orange

REGISTRATION

| REPUBLICAN | DEMOCRAT | OTHER |
|---|---|---|
| 22% | 46% | 32% |

2020 RESULTS

| TRUMP | BIDEN | RATING | PARTISAN PERF |
|---|---|---|---|
| 33.44% | 65.12% | SOLID DEMOCRATIC | D+14 |

## DISTRICT 11

Daniel Webster (REP)*
Shante Munns (DEM)
Kevin Porter (NPA)

Lake, Sumter, and parts of Polk, and Orange

REGISTRATION

| REPUBLICAN | DEMOCRAT | OTHER |
|---|---|---|
| 41% | 30% | 29% |

2020 RESULTS

| TRUMP | BIDEN | RATING | PARTISAN PERF |
|---|---|---|---|
| 54.94% | 44.08% | SOLID REPUBLICAN | R+8 |

## DISTRICT 12

Gus M. Bilirakis (REP)*
Kimberly Walker (DEM)
Charles Smith (NPA)

Citrus, Hernando, and parts of Pasco

REGISTRATION

| REPUBLICAN | DEMOCRAT | OTHER |
|---|---|---|
| 45% | 26% | 29% |

2020 RESULTS

| TRUMP | BIDEN | RATING | PARTISAN PERF |
|---|---|---|---|
| 63.73% | 35.07% | SOLID REPUBLICAN | R+17 |

## DISTRICT 13

Eric Lynn (DEM)
Anna Paulina Luna (REP)
Frank Craft (LPF)
Jacob Curnow (WRI)
Dwight Young (WRI)

Parts of Pinellas

REGISTRATION

| REPUBLICAN | DEMOCRAT | OTHER |
|---|---|---|
| 38% | 32% | 31% |

2020 RESULTS

| TRUMP | BIDEN | RATING | PARTISAN PERF |
|---|---|---|---|
| 52.73% | 45.99% | LEAN REPUBLICAN | R+6 |

## DISTRICT 14

Kathy Castor (DEM)*
James Judge (REP)

Parts of Hillsborough, and Pinellas

REGISTRATION

| REPUBLICAN | DEMOCRAT | OTHER |
|---|---|---|
| 28% | 42% | 30% |

2020 RESULTS

| TRUMP | BIDEN | RATING | PARTISAN PERF |
|---|---|---|---|
| 39.70% | 58.82% | SOLID DEMOCRATIC | D+8 |

## DISTRICT 15

Alan Cohn (DEM)
Laurel Lee (REP)

Parts of Hillsborough, Pasco, and Polk

REGISTRATION

| REPUBLICAN | DEMOCRAT | OTHER |
|---|---|---|
| 35% | 35% | 31% |

2020 RESULTS

| TRUMP | BIDEN | RATING | PARTISAN PERF |
|---|---|---|---|
| 50.87% | 47.74% | LEAN REPUBLICAN | R+4 |

## DISTRICT 16

Vern Buchanan (REP)*
Jan Schneider (DEM)
Ralph E. Hartman (WRI)

Parts of Hillsborough, Manatee

REGISTRATION

| REPUBLICAN | DEMOCRAT | OTHER |
|---|---|---|
| 39% | 31% | 30% |

2020 RESULTS

| TRUMP | BIDEN | RATING | PARTISAN PERF |
|---|---|---|---|
| 53.82% | 44.95% | SOLID REPUBLICAN | R+7 |



*Incumbent

# U.S. CONGRESSIONAL

The Florida Chamber of Commerce does not endorse in Federal races

## DISTRICT 17

Greg Steube (REP)*
Andrea Doria Kale (DEM)
Theodore Murray (NPA)

Charlotte, Sarasota, and parts of Lee

REGISTRATION

| REPUBLICAN | DEMOCRAT | OTHER |
|---|---|---|
| 44% | 27% | 29% |

2020 RESULTS

| TRUMP | BIDEN | RATING | PARTISAN PERF |
|---|---|---|---|
| 57.49% | 41.56% | SOLID REPUBLICAN | R+10 |

## DISTRICT 18

Scott Franklin (REP)*
Keith R. Hayden Jr. (NPA)
Leonard Serratore (WRI)

DeSoto, Hardee, Highlands, Okeechobee, Glades, Hendry, and parts of Collier, and Polk

REGISTRATION

| REPUBLICAN | DEMOCRAT | OTHER |
|---|---|---|
| 42% | 31% | 27% |

2020 RESULTS

| TRUMP | BIDEN | RATING | PARTISAN PERF |
|---|---|---|---|
| 60.81% | 38.03% | SOLID REPUBLICAN | R+13 |

## DISTRICT 19

Byron Donalds (REP)*
Cindy Banyai (DEM)
Patrick Post (WRI)

Parts of Lee

REGISTRATION

| REPUBLICAN | DEMOCRAT | OTHER |
|---|---|---|
| 47% | 24% | 30% |

2020 RESULTS

| TRUMP | BIDEN | RATING | PARTISAN PERF |
|---|---|---|---|
| 60.14% | 39.12% | SOLID REPUBLICAN | R+13 |

## DISTRICT 20

Sheila Cherfilus-McCormick (DEM)*
Drew-Montez Clark (REP)

Parts of Broward, Palm Beach

REGISTRATION

| REPUBLICAN | DEMOCRAT | OTHER |
|---|---|---|
| 14% | 59% | 27% |

2020 RESULTS

| TRUMP | BIDEN | RATING | PARTISAN PERF |
|---|---|---|---|
| 23.47% | 75.73% | SOLID DEMOCRATIC | D+25 |

## DISTRICT 21

Brian Mast (REP)*
Corinna Robinson (DEM)

Martin, St. Lucie, and parts of Palm Beach

REGISTRATION

| REPUBLICAN | DEMOCRAT | OTHER |
|---|---|---|
| 39% | 32% | 29% |

2020 RESULTS

| TRUMP | BIDEN | RATING | PARTISAN PERF |
|---|---|---|---|
| 54.29% | 44.87% | SOLID REPUBLICAN | R+7 |

## DISTRICT 22

Lois Frankel (DEM)*
Dan Franzese (REP)

Parts of Palm Beach

REGISTRATION

| REPUBLICAN | DEMOCRAT | OTHER |
|---|---|---|
| 27% | 42% | 31% |

2020 RESULTS

| TRUMP | BIDEN | RATING | PARTISAN PERF |
|---|---|---|---|
| 40.81% | 58.39% | SOLID DEMOCRATIC | D+7 |

## DISTRICT 23

Jared Evan Moskowitz (DEM)
Joe Budd (REP)
Mark Napier (NPA)
Christine Scott (NPA)

Parts of Broward and Palm Beach

REGISTRATION

| REPUBLICAN | DEMOCRAT | OTHER |
|---|---|---|
| 28% | 40% | 32% |

2020 RESULTS

| TRUMP | BIDEN | RATING | PARTISAN PERF |
|---|---|---|---|
| 43.03% | 56.20% | LEAN DEMOCRATIC | D+5 |

## DISTRICT 24

Frederica S. Wilson (DEM)*
Jesus G. Navarro (REP)

Miami-Dade and parts of Broward

REGISTRATION

| REPUBLICAN | DEMOCRAT | OTHER |
|---|---|---|
| 13% | 57% | 29% |

2020 RESULTS

| TRUMP | BIDEN | RATING | PARTISAN PERF |
|---|---|---|---|
| 25.15% | 74.11% | SOLID DEMOCRATIC | D+25 |



*Incumbent

# U.S. CONGRESSIONAL

The Florida Chamber of Commerce does not endorse in Federal races

## DISTRICT 25

Debbie Wasserman Schultz (DEM)*
Carla Spalding (REP)

Parts of Broward

REGISTRATION

| REPUBLICAN | DEMOCRAT | OTHER |
|---|---|---|
| 24% | 43% | 33% |

2020 RESULTS

| TRUMP | BIDEN | RATING | PARTISAN PERF |
|---|---|---|---|
| 39.66% | 59.53% | SOLID DEMOCRATIC | D+9 |

## DISTRICT 26

Mario Diaz-Balart (REP)*
Christine Alexandria Olivo (DEM)

Parts of Collier and Miami-Dade

REGISTRATION

| REPUBLICAN | DEMOCRAT | OTHER |
|---|---|---|
| 39% | 28% | 33% |

2020 RESULTS

| TRUMP | BIDEN | RATING | PARTISAN PERF |
|---|---|---|---|
| 58.80% | 40.50% | SOLID REPUBLICAN | R+8 |

## DISTRICT 27

Maria Elvira Salazar (REP)*
Annette Taddeo (DEM)

Parts of Miami-Dade

REGISTRATION

| REPUBLICAN | DEMOCRAT | OTHER |
|---|---|---|
| 34% | 33% | 33% |

2020 RESULTS

| TRUMP | BIDEN | RATING | PARTISAN PERF |
|---|---|---|---|
| 49.78% | 49.46% | SWING | EVEN |

## DISTRICT 28

Carlos Gimenez (REP)*
Robert Asencio (DEM)
Jeremiah Schaffer (WRI)

Parts of Miami-Dade and Monroe

REGISTRATION

| REPUBLICAN | DEMOCRAT | OTHER |
|---|---|---|
| 33% | 32% | 35% |

2020 RESULTS

| TRUMP | BIDEN | RATING | PARTISAN PERF |
|---|---|---|---|
| 52.79% | 46.46% | LEAN REPUBLICAN | R+2 |



*Incumbent

# U.S. SENATE AND FLORIDA STATE EXECUTIVE OFFICES

Chamber Endorsed

## STATEWIDE REGISTRATION

| REPUBLICAN | DEMOCRAT | OTHER |
|---|---|---|
| 36% | 35% | 29% |

## 2020 RESULTS

| TRUMP | BIDEN | RATING |
|---|---|---|
| 51% | 48% | SWING |

## U.S. SENATE

The Florida Chamber of Commerce does not endorse in Federal races

Marco Rubio*

REP

Val Demings

DEM

Dennis Misigoy (LIB)
Steven B. Grant (NPA)

Tuan Nguyen (NPA)
Uloma Ekpete (WRI)
Edward A. Gray (WRI)

Howard Knepper (WRI)
Moses Quiles (WRI)

## GOVERNOR AND LIEUTENANT GOVERNOR

Ron DeSantis/Jeanette Nuñez (REP)*

REP

Charlie Crist/Karla Hernandez (DEM)

DEM

Hector Roos/Jerry Rorabaugh (LIB)
Carmen Gimenez/Kyle Gibson (NPA)



*Incumbent

# U.S. SENATE AND FLORIDA STATE EXECUTIVE OFFICES

Chamber Endorsed

## ATTORNEY GENERAL

Ashley B. Moody*

REP

Aramis Ayala

DEM

## CFO

Jimmy Patronis*

REP

Adam Hattersley

DEM

## AGRICULTURE COMMISSIONER

Wilton Simpson

REP

Naomi Blemur

DEM

*Incumbent

# FLORIDA COURT ELECTIONS

The following judges are running for retention and do not have opponents
The Florida Chamber of Commerce does not endorse in judicial races

## FLORIDA SUPREME COURT

Jamie Rutland Grosshans

John D. Couriel

Ricky Polston

Charles Canady

Jorge Labarga

## FLORIDA INTERMEDIATE APPELLATE COURT
## FIRST DISTRICT COURT OF APPEAL

Thomas D. Winokur

Ross L. Bilbrey

Robert E. Long Jr.

Lori S. Rowe

Susan Kelsey

# FLORIDA COURT ELECTIONS

The following judges are running for retention and do not have opponents
The Florida Chamber of Commerce does not endorse in judicial races

## FLORIDA INTERMEDIATE APPELLATE COURT SECOND DISTRICT COURT OF APPEAL

Robert J. Morris Jr.

John K. Stargel

Patricia Kelly

Suzanne Labrit

Nelly Khouzam

Stevan Northcutt

Craig Villanti

Matthew C. Lucas

## FLORIDA INTERMEDIATE APPELLATE COURT THIRD DISTRICT COURT OF APPEAL

Alexander Bokor

Edwin A. Scales III

# FLORIDA COURT ELECTIONS

The following judges are running for retention and do not have opponents
The Florida Chamber of Commerce does not endorse in judicial races

## FLORIDA INTERMEDIATE APPELLATE COURT FOURTH DISTRICT COURT OF APPEAL

Robert Gross

Dorian Damoorgian

Cory Ciklin

Jonathan D. Gerber

Spencer D. Levine

Melanie May

Edward Artau

## FLORIDA INTERMEDIATE APPELLATE COURT FIFTH DISTRICT COURT OF APPEAL

Daniel Traver

Carrie Ann Wozniak

James A. Edwards

Jay Cohen

Brian D. Lambert

Mary Alice Nardella

# FLORIDA SENATE

Chamber Endorsed

## DISTRICT 1

Doug Broxson (REP)*
Charlie Nichols (DEM)

Escambia, Santa Rosa and parts of Okaloosa

REGISTRATION

| REPUBLICAN | DEMOCRAT | OTHER |
|---|---|---|
| 51% | 26% | 24% |

2020 RESULTS

| TRUMP | BIDEN | RATING | PARTISAN PERF |
|---|---|---|---|
| 63.31% | 34.74% | SOLID REPUBLICAN | R+15 |

## DISTRICT 2

Jay Trumbull (REP)
Carolynn Zonia (DEM)

Bay, Calhoun, Holmes, Jackson, Walton, Washington and parts of Okaloosa

REGISTRATION

| REPUBLICAN | DEMOCRAT | OTHER |
|---|---|---|
| 56% | 21% | 23% |

2020 RESULTS

| TRUMP | BIDEN | RATING | PARTISAN PERF |
|---|---|---|---|
| 71.26% | 27.04% | SOLID REPUBLICAN | R+23 |

## DISTRICT 3

Loranne Ausley (DEM)*
Corey Simon (REP)

Dixie, Franklin, Gadsden, Gulf, Hamilton, Jefferson, Lafayette, Leon, Liberty, Madison, Suwannee, Taylor, and Wakulla

REGISTRATION

| REPUBLICAN | DEMOCRAT | OTHER |
|---|---|---|
| 35% | 47% | 19% |

2020 RESULTS

| TRUMP | BIDEN | RATING | PARTISAN PERF |
|---|---|---|---|
| 47.88% | 50.89% | BATTLEGROUND SEAT | D+3 |

## DISTRICT 4

Clay Yarborough (REP)
Sharmin Smith (DEM)

Nassau and parts of Duval

REGISTRATION

| REPUBLICAN | DEMOCRAT | OTHER |
|---|---|---|
| 47% | 28% | 26% |

2020 RESULTS

| TRUMP | BIDEN | RATING | PARTISAN PERF |
|---|---|---|---|
| 59.50% | 39.00% | SOLID REPUBLICAN | R+11 |

## DISTRICT 5

Tracie Davis (DEM)
Binod Kumar (REP)
Patrick Cooper (WRI)

Parts of Duval

REGISTRATION

| REPUBLICAN | DEMOCRAT | OTHER |
|---|---|---|
| 27% | 50% | 23% |

2020 RESULTS

| TRUMP | BIDEN | RATING | PARTISAN PERF |
|---|---|---|---|
| 38.10% | 60.28% | SOLID DEMOCRATIC | D+12 |

## DISTRICT 6

ELECTED
Jennifer Bradley (REP)*

Baker, Bradford, Clay, Columbia, Gilchrist, Union, and parts of Alachua

REGISTRATION

| REPUBLICAN | DEMOCRAT | OTHER |
|---|---|---|
| 47% | 30% | 23% |

2020 RESULTS

| TRUMP | BIDEN | RATING | PARTISAN PERF |
|---|---|---|---|
| 60.87% | 37.70% | SOLID REPUBLICAN | R+11 |

## DISTRICT 7

ELECTED
Travis Hutson (REP)*

Flagler, Putnam, St. Johns and parts of Volusia

REGISTRATION

| REPUBLICAN | DEMOCRAT | OTHER |
|---|---|---|
| 49% | 26% | 25% |

2020 RESULTS

| TRUMP | BIDEN | RATING | PARTISAN PERF |
|---|---|---|---|
| 62.36% | 36.50% | SOLID REPUBLICAN | R+12 |

## DISTRICT 8

Tommy Wright (REP)*
Andrea Williams (DEM)

Parts of Brevard and Volusia

REGISTRATION

| REPUBLICAN | DEMOCRAT | OTHER |
|---|---|---|
| 39% | 31% | 30% |

2020 RESULTS

| TRUMP | BIDEN | RATING | PARTISAN PERF |
|---|---|---|---|
| 56.85% | 41.91% | SOLID REPUBLICAN | R+6 |



*Incumbent

# FLORIDA SENATE

Chamber Endorsed

## DISTRICT 9

Keith Perry (REP)*
Rodney Long (DEM)

Levy, Marion, and parts of Alachua

REGISTRATION

| REPUBLICAN | DEMOCRAT | OTHER |
|---|---|---|
| 43% | 33% | 24% |

2020 RESULTS

| TRUMP | BIDEN | RATING | PARTISAN PERF |
|---|---|---|---|
| 57.60% | 41.28% | SOLID REPUBLICAN | R+7 |

## DISTRICT 10

Jason Brodeur (REP)*
Joy Goff-Marcil (DEM)

Seminole and parts of Orange

REGISTRATION

| REPUBLICAN | DEMOCRAT | OTHER |
|---|---|---|
| 34% | 34% | 31% |

2020 RESULTS

| TRUMP | BIDEN | RATING | PARTISAN PERF |
|---|---|---|---|
| 47.06% | 51.50% | BATTLEGROUND SEAT | D+2 |

## DISTRICT 11

Blaise Ingoglia (REP)
Brian Moore (GRN)

Citrus, Hernando, Sumter and parts of Pasco

REGISTRATION

| REPUBLICAN | DEMOCRAT | OTHER |
|---|---|---|
| 50% | 24% | 26% |

2020 RESULTS

| TRUMP | BIDEN | RATING | PARTISAN PERF |
|---|---|---|---|
| 67.22% | 31.85% | SOLID REPUBLICAN | R+17 |

## DISTRICT 12

Colleen Burton (REP)
Veysel Dokur (DEM)

Parts of Polk

REGISTRATION

| REPUBLICAN | DEMOCRAT | OTHER |
|---|---|---|
| 35% | 34% | 31% |

2020 RESULTS

| TRUMP | BIDEN | RATING | PARTISAN PERF |
|---|---|---|---|
| 53.95% | 44.81% | LEAN REPUBLICAN | R+4 |

## DISTRICT 13

Dennis Baxley (REP)*
Stephanie Dukes (DEM)

Lake and parts of Orange

REGISTRATION

| REPUBLICAN | DEMOCRAT | OTHER |
|---|---|---|
| 41% | 29% | 30% |

2020 RESULTS

| TRUMP | BIDEN | RATING | PARTISAN PERF |
|---|---|---|---|
| 56.08% | 42.93% | SOLID REPUBLICAN | R+7 |

## DISTRICT 14

Janet Cruz (DEM)*
Jay Collins (REP)

Parts of Hillsborough

REGISTRATION

| REPUBLICAN | DEMOCRAT | OTHER |
|---|---|---|
| 34% | 35% | 31% |

2020 RESULTS

| TRUMP | BIDEN | RATING | PARTISAN PERF |
|---|---|---|---|
| 47.33% | 51.25% | BATTLEGROUND SEAT | D+3 |

## DISTRICT 15

ELECTED
Geraldine Thompson (DEM)

Parts of Orange

REGISTRATION

| REPUBLICAN | DEMOCRAT | OTHER |
|---|---|---|
| 21% | 49% | 30% |

2020 RESULTS

| TRUMP | BIDEN | RATING | PARTISAN PERF |
|---|---|---|---|
| 33.01% | 65.78% | SOLID DEMOCRATIC | D+18 |

## DISTRICT 16

Darryl Rouson (DEM)*
Christina Paylan (REP)

Parts of Hillsborough

REGISTRATION

| REPUBLICAN | DEMOCRAT | OTHER |
|---|---|---|
| 20% | 50% | 30% |

2020 RESULTS

| TRUMP | BIDEN | RATING | PARTISAN PERF |
|---|---|---|---|
| 30.39% | 68.05% | SOLID DEMOCRATIC | D+22 |



*Incumbent

# FLORIDA SENATE

Chamber Endorsed

## DISTRICT 17

Linda Stewart (DEM)*
Steve Dixon (REP)

Parts of Orange

REGISTRATION

| REPUBLICAN | DEMOCRAT | OTHER |
|---|---|---|
| 26% | 40% | 35% |

2020 RESULTS

| TRUMP | BIDEN | RATING | PARTISAN PERF |
|---|---|---|---|
| 39.22% | 59.25% | SOLID DEMOCRATIC | D+12 |

## DISTRICT 18

Nick DiCeglie (REP)
Eunic Ortiz (DEM)

Parts of Pinellas

REGISTRATION

| REPUBLICAN | DEMOCRAT | OTHER |
|---|---|---|
| 37% | 33% | 31% |

2020 RESULTS

| TRUMP | BIDEN | RATING | PARTISAN PERF |
|---|---|---|---|
| 51.74% | 46.91% | LEAN REPUBLICAN | R+1 |

## DISTRICT 19

ELECTED
Debbie Mayfield (REP)*

Parts of Brevard

REGISTRATION

| REPUBLICAN | DEMOCRAT | OTHER |
|---|---|---|
| 42% | 29% | 29% |

2020 RESULTS

| TRUMP | BIDEN | RATING | PARTISAN PERF |
|---|---|---|---|
| 56.79% | 41.75% | SOLID REPUBLICAN | R+7 |

## DISTRICT 20

ELECTED
Jim Boyd (REP)*

Parts of Hillsborough and Manatee

REGISTRATION

| REPUBLICAN | DEMOCRAT | OTHER |
|---|---|---|
| 41% | 30% | 29% |

2020 RESULTS

| TRUMP | BIDEN | RATING | PARTISAN PERF |
|---|---|---|---|
| 55.32% | 43.47% | SOLID REPUBLICAN | R+6 |

## DISTRICT 21

Ed Hooper (REP)*
Amaro Lionheart (DEM)

Parts of Pasco and Pinellas

REGISTRATION

| REPUBLICAN | DEMOCRAT | OTHER |
|---|---|---|
| 40% | 29% | 31% |

2020 RESULTS

| TRUMP | BIDEN | RATING | PARTISAN PERF |
|---|---|---|---|
| 56.54% | 42.16% | SOLID REPUBLICAN | R+6 |

## DISTRICT 22

ELECTED
Joe Gruters (REP)*

Sarasota and parts of Manatee

REGISTRATION

| REPUBLICAN | DEMOCRAT | OTHER |
|---|---|---|
| 43% | 29% | 28% |

2020 RESULTS

| TRUMP | BIDEN | RATING | PARTISAN PERF |
|---|---|---|---|
| 54.91% | 44.10% | LEAN REPUBLICAN | R+4 |

## DISTRICT 23

Danny Burgess (REP)*
Mike Harvey (DEM)

Parts of Pasco and Hillsborough

REGISTRATION

| REPUBLICAN | DEMOCRAT | OTHER |
|---|---|---|
| 38% | 31% | 31% |

2020 RESULTS

| TRUMP | BIDEN | RATING | PARTISAN PERF |
|---|---|---|---|
| 55.00% | 43.64% | LEAN REPUBLICAN | R+5 |

## DISTRICT 24

Bobby Powell (DEM)*
Eric Ankner (REP)

Parts of Palm Beach

REGISTRATION

| REPUBLICAN | DEMOCRAT | OTHER |
|---|---|---|
| 24% | 45% | 31% |

2020 RESULTS

| TRUMP | BIDEN | RATING | PARTISAN PERF |
|---|---|---|---|
| 37.42% | 61.62% | SOLID DEMOCRATIC | D+15 |



*Incumbent

# FLORIDA SENATE

Chamber Endorsed

## DISTRICT 25

Victor Torres (DEM)*
Peter Vivaldi (REP)

Osceola and parts of Orange

REGISTRATION

| REPUBLICAN | DEMOCRAT | OTHER |
|---|---|---|
| 22% | 40% | 37% |

2020 RESULTS

| TRUMP | BIDEN | RATING | PARTISAN PERF |
|---|---|---|---|
| 40.33% | 58.50% | SOLID DEMOCRATIC | D+13 |

## DISTRICT 26

Lori Berman (DEM)*
Steve Byers (REP)

Parts of Palm Beach

REGISTRATION

| REPUBLICAN | DEMOCRAT | OTHER |
|---|---|---|
| 28% | 42% | 30% |

2020 RESULTS

| TRUMP | BIDEN | RATING | PARTISAN PERF |
|---|---|---|---|
| 41.20% | 58.09% | SOLID DEMOCRATIC | D+10 |

## DISTRICT 27

Ben Albritton (REP)*
Christopher Proia (DEM)

Charlotte, DeSoto, Hardee, and parts of Lee and Polk

REGISTRATION

| REPUBLICAN | DEMOCRAT | OTHER |
|---|---|---|
| 46% | 26% | 28% |

2020 RESULTS

| TRUMP | BIDEN | RATING | PARTISAN PERF |
|---|---|---|---|
| 63.35% | 35.60% | SOLID REPUBLICAN | R+13 |

## DISTRICT 28

ELECTED
Kathleen Passidomo (REP)*

Collier, Hendry, and parts of Lee

REGISTRATION

| REPUBLICAN | DEMOCRAT | OTHER |
|---|---|---|
| 48% | 24% | 27% |

2020 RESULTS

| TRUMP | BIDEN | RATING | PARTISAN PERF |
|---|---|---|---|
| 60.75% | 38.44% | SOLID REPUBLICAN | R+11 |

## DISTRICT 29

ELECTED
Erin Grall (REP)

Glades, Highlands, Indian River, Okeechobee, parts of St. Lucie

REGISTRATION

| REPUBLICAN | DEMOCRAT | OTHER |
|---|---|---|
| 43% | 31% | 27% |

2020 RESULTS

| TRUMP | BIDEN | RATING | PARTISAN PERF |
|---|---|---|---|
| 58.64% | 40.47% | SOLID REPUBLICAN | R+8 |

## DISTRICT 30

Tina Polsky (DEM)*
William Reicherter (REP)

Parts of Broward and Palm Beach

REGISTRATION

| REPUBLICAN | DEMOCRAT | OTHER |
|---|---|---|
| 24% | 44% | 32% |

2020 RESULTS

| TRUMP | BIDEN | RATING | PARTISAN PERF |
|---|---|---|---|
| 38.92% | 60.31% | SOLID DEMOCRATIC | D+13 |

## DISTRICT 31

ELECTED
Gayle Harrell (REP)*

Martin and parts of Palm Beach and St. Lucie

REGISTRATION

| REPUBLICAN | DEMOCRAT | OTHER |
|---|---|---|
| 40% | 31% | 29% |

2020 RESULTS

| TRUMP | BIDEN | RATING | PARTISAN PERF |
|---|---|---|---|
| 54.98% | 44.17% | LEAN REPUBLICAN | R+4 |

## DISTRICT 32

ELECTED
Rosalind Osgood (DEM)*

Parts of Broward

REGISTRATION

| REPUBLICAN | DEMOCRAT | OTHER |
|---|---|---|
| 15% | 58% | 27% |

2020 RESULTS

| TRUMP | BIDEN | RATING | PARTISAN PERF |
|---|---|---|---|
| 24.22% | 75.01% | SOLID DEMOCRATIC | D+28 |



*Incumbent

# FLORIDA SENATE

Chamber Endorsed

## DISTRICT 33

Jonathan Martin (REP)
Robert Valenta (WRI)

Parts of Lee

REGISTRATION

| REPUBLICAN | DEMOCRAT | OTHER |
|---|---|---|
| 44% | 25% | 31% |

2020 RESULTS

| TRUMP | BIDEN | RATING | PARTISAN PERF |
|---|---|---|---|
| 59.35% | 39.91% | SOLID REPUBLICAN | R+10 |

## DISTRICT 34

ELECTED
Shevrin 'Shev' Jones (DEM)*

Parts of Miami-Dade

REGISTRATION

| REPUBLICAN | DEMOCRAT | OTHER |
|---|---|---|
| 11% | 62% | 27% |

2020 RESULTS

| TRUMP | BIDEN | RATING | PARTISAN PERF |
|---|---|---|---|
| 21.36% | 77.87% | SOLID DEMOCRATIC | D+34 |

## DISTRICT 35

ELECTED
Lauren Book (DEM)*

Parts of Broward

REGISTRATION

| REPUBLICAN | DEMOCRAT | OTHER |
|---|---|---|
| 23% | 44% | 33% |

2020 RESULTS

| TRUMP | BIDEN | RATING | PARTISAN PERF |
|---|---|---|---|
| 37.86% | 61.36% | SOLID DEMOCRATIC | D+15 |

## DISTRICT 36

Ileana Garcia (REP)*
Raquel Pacheco (DEM)

Parts of Miami-Dade

REGISTRATION

| REPUBLICAN | DEMOCRAT | OTHER |
|---|---|---|
| 32% | 33% | 36% |

2020 RESULTS

| TRUMP | BIDEN | RATING | PARTISAN PERF |
|---|---|---|---|
| 49.58% | 49.65% | BATTLEGROUND SEAT | D+5 |

## DISTRICT 37

ELECTED
Jason Pizzo (DEM)*

Parts of Broward and Miami-Dade

REGISTRATION

| REPUBLICAN | DEMOCRAT | OTHER |
|---|---|---|
| 26% | 41% | 33% |

2020 RESULTS

| TRUMP | BIDEN | RATING | PARTISAN PERF |
|---|---|---|---|
| 43.07% | 56.20% | SOLID DEMOCRATIC | D+10 |

## DISTRICT 38

Janelle Perez (DEM)
Alexis Calatayud (REP)

Parts of Miami-Dade

REGISTRATION

| REPUBLICAN | DEMOCRAT | OTHER |
|---|---|---|
| 30% | 37% | 33% |

2020 RESULTS

| TRUMP | BIDEN | RATING | PARTISAN PERF |
|---|---|---|---|
| 45.99% | 53.24% | BATTLEGROUND SEAT | D+8 |

## DISTRICT 39

ELECTED
Bryan Avila (REP)

Parts of Miami-Dade

REGISTRATION

| REPUBLICAN | DEMOCRAT | OTHER |
|---|---|---|
| 37% | 28% | 35% |

2020 RESULTS

| TRUMP | BIDEN | RATING | PARTISAN PERF |
|---|---|---|---|
| 59.43% | 39.98% | LEAN REPUBLICAN | R+3 |

## DISTRICT 40

ELECTED
Ana Maria Rodriguez (REP)*

Parts of Miami-Dade and Monroe

REGISTRATION

| REPUBLICAN | DEMOCRAT | OTHER |
|---|---|---|
| 36% | 30% | 34% |

2020 RESULTS

| TRUMP | BIDEN | RATING | PARTISAN PERF |
|---|---|---|---|
| 54.63% | 44.61% | SWING | EVEN |



*Incumbent

# FLORIDA HOUSE OF REPRESENTATIVES

Chamber Endorsed

## DISTRICT 1

Michelle Salzman (REP)*
Franscine Mathis (DEM)

Part of Escambia

| REGISTRATION | | |
|---|---|---|
| REPUBLICAN | DEMOCRAT | OTHER |
| 46% | 31% | 22% |

| 2020 RESULTS | | | |
|---|---|---|---|
| TRUMP | BIDEN | RATING | PARTISAN PERF |
| 60.18% | 38.13% | SOLID REPUBLICAN | R+11 |

## DISTRICT 2

Alex Andrade (REP)*
Carollyn Taylor (DEM)

Part of Escambia

| REGISTRATION | | |
|---|---|---|
| REPUBLICAN | DEMOCRAT | OTHER |
| 46% | 30% | 25% |

| 2020 RESULTS | | | |
|---|---|---|---|
| TRUMP | BIDEN | RATING | PARTISAN PERF |
| 55.91% | 42.03% | SOLID REPUBLICAN | R+7 |

## DISTRICT 3

Joel Rudman (REP)
Sandra Maddox (WRI)

Santa Rosa and part of Okaloosa

| REGISTRATION | | |
|---|---|---|
| REPUBLICAN | DEMOCRAT | OTHER |
| 60% | 16% | 23% |

| 2020 RESULTS | | | |
|---|---|---|---|
| TRUMP | BIDEN | RATING | PARTISAN PERF |
| 74.62% | 23.32% | SOLID REPUBLICAN | R+27 |

## DISTRICT 4

ELECTED
Patt Maney (REP)*

Part of Okaloosa

| REGISTRATION | | |
|---|---|---|
| REPUBLICAN | DEMOCRAT | OTHER |
| 55% | 19% | 26% |

| 2020 RESULTS | | | |
|---|---|---|---|
| TRUMP | BIDEN | RATING | PARTISAN PERF |
| 66.61% | 30.99% | SOLID REPUBLICAN | R+20 |

## DISTRICT 5

ELECTED
Shane Abbott (REP)

Walton, Holmes, Jackson, Washington, and Calhoun

| REGISTRATION | | |
|---|---|---|
| REPUBLICAN | DEMOCRAT | OTHER |
| 58% | 24% | 18% |

| 2020 RESULTS | | | |
|---|---|---|---|
| TRUMP | BIDEN | RATING | PARTISAN PERF |
| 76.08% | 22.91% | SOLID REPUBLICAN | R+26 |

## DISTRICT 6

ELECTED
Griff Griffitts (REP)

Bay

| REGISTRATION | | |
|---|---|---|
| REPUBLICAN | DEMOCRAT | OTHER |
| 54% | 22% | 24% |

| 2020 RESULTS | | | |
|---|---|---|---|
| TRUMP | BIDEN | RATING | PARTISAN PERF |
| 70.91% | 27.48% | SOLID REPUBLICAN | R+22 |

## DISTRICT 7

ELECTED
Jason Shoaf (REP)*

Gulf, Liberty, Franklin, Wakulla, Taylor, Lafayette, Suwannee, Hamilton, Dixie, and parts of Leon and Jefferson

| REGISTRATION | | |
|---|---|---|
| REPUBLICAN | DEMOCRAT | OTHER |
| 52% | 31% | 17% |

| 2020 RESULTS | | | |
|---|---|---|---|
| TRUMP | BIDEN | RATING | PARTISAN PERF |
| 74.16% | 24.93% | SOLID REPUBLICAN | R+23 |

## DISTRICT 8

Gallop P. Franklin (DEM)
Curt Bender (REP)

Gadsen and part of Leon

| REGISTRATION | | |
|---|---|---|
| REPUBLICAN | DEMOCRAT | OTHER |
| 16% | 65% | 19% |

| 2020 RESULTS | | | |
|---|---|---|---|
| TRUMP | BIDEN | RATING | PARTISAN PERF |
| 24.61% | 73.97% | SOLID DEMOCRATIC | D+26 |



*Incumbent

# FLORIDA HOUSE OF REPRESENTATIVES

Chamber Endorsed

## DISTRICT 9

ELECTED
Allison Tant (DEM)*

Madison and parts of Leon and Jefferson

| REGISTRATION | | |
|---|---|---|
| REPUBLICAN | DEMOCRAT | OTHER |
| 35% | 45% | 19% |

| 2020 RESULTS | | | |
|---|---|---|---|
| TRUMP | BIDEN | RATING | PARTISAN PERF |
| 44.40% | 54.26% | LEAN DEMOCRATIC | D+5 |

## DISTRICT 10

ELECTED
Chuck Brannan (REP)*

Columbia, Baker, Union, Bradford, and part of Alachua

| REGISTRATION | | |
|---|---|---|
| REPUBLICAN | DEMOCRAT | OTHER |
| 52% | 30% | 19% |

| 2020 RESULTS | | | |
|---|---|---|---|
| TRUMP | BIDEN | RATING | PARTISAN PERF |
| 70.47% | 28.37% | SOLID REPUBLICAN | R+20 |

## DISTRICT 11

Sam Garrison (REP)*
Cornelius Jones (DEM)

Part of Clay

| REGISTRATION | | |
|---|---|---|
| REPUBLICAN | DEMOCRAT | OTHER |
| 52% | 23% | 25% |

| 2020 RESULTS | | | |
|---|---|---|---|
| TRUMP | BIDEN | RATING | PARTISAN PERF |
| 65.89% | 32.55% | SOLID REPUBLICAN | R+17 |

## DISTRICT 12

ELECTED
Wyman Duggan (REP)*

Part of Duval

| REGISTRATION | | |
|---|---|---|
| REPUBLICAN | DEMOCRAT | OTHER |
| 40% | 35% | 25% |

| 2020 RESULTS | | | |
|---|---|---|---|
| TRUMP | BIDEN | RATING | PARTISAN PERF |
| 52.19% | 46.12% | LEAN REPUBLICAN | R+3 |

## DISTRICT 13

Angie Nixon (DEM)*
LaCiara Masline (NPA)

Part of Duval

| REGISTRATION | | |
|---|---|---|
| REPUBLICAN | DEMOCRAT | OTHER |
| 24% | 55% | 21% |

| 2020 RESULTS | | | |
|---|---|---|---|
| TRUMP | BIDEN | RATING | PARTISAN PERF |
| 35.02% | 63.49% | SOLID DEMOCRATIC | D+16 |

## DISTRICT 14

ELECTED
Kimberly Daniels (DEM)

Part of Duval

| REGISTRATION | | |
|---|---|---|
| REPUBLICAN | DEMOCRAT | OTHER |
| 23% | 55% | 22% |

| 2020 RESULTS | | | |
|---|---|---|---|
| TRUMP | BIDEN | RATING | PARTISAN PERF |
| 33.12% | 65.33% | SOLID DEMOCRATIC | D+18 |

## DISTRICT 15

Dean Black (REP)
Jerry Steckloff (WRI)

Nassau and part of Duval

| REGISTRATION | | |
|---|---|---|
| REPUBLICAN | DEMOCRAT | OTHER |
| 49% | 28% | 23% |

| 2020 RESULTS | | | |
|---|---|---|---|
| TRUMP | BIDEN | RATING | PARTISAN PERF |
| 63.57% | 35.05% | SOLID REPUBLICAN | R+14 |

## DISTRICT 16

Kiyan Michael (REP)
Richard Hartley (WRI)
Harley Moore (WRI)

Part of Duval

| REGISTRATION | | |
|---|---|---|
| REPUBLICAN | DEMOCRAT | OTHER |
| 44% | 28% | 27% |

| 2020 RESULTS | | | |
|---|---|---|---|
| TRUMP | BIDEN | RATING | PARTISAN PERF |
| 56.80% | 41.62% | SOLID REPUBLICAN | R+8 |



*Incumbent

# FLORIDA HOUSE OF REPRESENTATIVES

Chamber Endorsed

## DISTRICT 17

Jessica Baker (REP)
Michael Anderson (DEM)

Part of Duval

REGISTRATION

| REPUBLICAN | DEMOCRAT | OTHER |
|---|---|---|
| 41% | 31% | 29% |

2020 RESULTS

| TRUMP | BIDEN | RATING | PARTISAN PERF |
|---|---|---|---|
| 52.67% | 45.64% | LEAN REPUBLICAN | R+4 |

## DISTRICT 18

ELECTED
Cyndi Stevenson (REP)*

Part of St. Johns

REGISTRATION

| REPUBLICAN | DEMOCRAT | OTHER |
|---|---|---|
| 55% | 20% | 25% |

2020 RESULTS

| TRUMP | BIDEN | RATING | PARTISAN PERF |
|---|---|---|---|
| 64.60% | 34.11% | SOLID REPUBLICAN | R+17 |

## DISTRICT 19

Paul Renner (REP)*
Adam Morley (DEM)

Flagler and part of St. Johns

REGISTRATION

| REPUBLICAN | DEMOCRAT | OTHER |
|---|---|---|
| 45% | 29% | 26% |

2020 RESULTS

| TRUMP | BIDEN | RATING | PARTISAN PERF |
|---|---|---|---|
| 58.03% | 40.93% | SOLID REPUBLICAN | R+7 |

## DISTRICT 20

ELECTED
Bobby Payne (REP)*

Putnam and parts of Clay, St. Johns, and Marion

REGISTRATION

| REPUBLICAN | DEMOCRAT | OTHER |
|---|---|---|
| 54% | 24% | 22% |

2020 RESULTS

| TRUMP | BIDEN | RATING | PARTISAN PERF |
|---|---|---|---|
| 71.30% | 27.57% | SOLID REPUBLICAN | R+21 |

## DISTRICT 21

Yvonne Hayes Hinson (DEM)*
Hollye Merton (REP)

Parts of Alachua and Marion

REGISTRATION

| REPUBLICAN | DEMOCRAT | OTHER |
|---|---|---|
| 24% | 51% | 24% |

2020 RESULTS

| TRUMP | BIDEN | RATING | PARTISAN PERF |
|---|---|---|---|
| 33.93% | 64.54% | SOLID DEMOCRATIC | D+17 |

## DISTRICT 22

Chuck Clemons (REP)*
Brandon Peters (DEM)

Gilchrist, Levy, and part of Alachua

REGISTRATION

| REPUBLICAN | DEMOCRAT | OTHER |
|---|---|---|
| 39% | 37% | 24% |

2020 RESULTS

| TRUMP | BIDEN | RATING | PARTISAN PERF |
|---|---|---|---|
| 49.76% | 48.80% | SWING | EVEN |

## DISTRICT 23

ELECTED
Ralph Massullo (REP)*

Citrus and part of Marion

REGISTRATION

| REPUBLICAN | DEMOCRAT | OTHER |
|---|---|---|
| 53% | 22% | 25% |

2020 RESULTS

| TRUMP | BIDEN | RATING | PARTISAN PERF |
|---|---|---|---|
| 69.80% | 29.19% | SOLID REPUBLICAN | R+19 |

## DISTRICT 24

ELECTED
Joe Harding (REP)*

Part of Marion

REGISTRATION

| REPUBLICAN | DEMOCRAT | OTHER |
|---|---|---|
| 46% | 29% | 25% |

2020 RESULTS

| TRUMP | BIDEN | RATING | PARTISAN PERF |
|---|---|---|---|
| 61.11% | 37.87% | SOLID REPUBLICAN | R+11 |



*Incumbent

# FLORIDA HOUSE OF REPRESENTATIVES

Chamber Endorsed

## DISTRICT 25

Taylor Yarkosky (REP)
Banks Helfrich (NPA)

Part of Lake

| REGISTRATION | | |
|---|---|---|
| REPUBLICAN | DEMOCRAT | OTHER |
| 39% | 30% | 31% |

| 2020 RESULTS | | | |
|---|---|---|---|
| TRUMP | BIDEN | RATING | PARTISAN PERF |
| 55.44% | 43.61% | SOLID REPUBLICAN | R+6 |

## DISTRICT 26

Keith Truenow (REP)*
Linda Kero (DEM)

Part of Lake

| REGISTRATION | | |
|---|---|---|
| REPUBLICAN | DEMOCRAT | OTHER |
| 47% | 28% | 26% |

| 2020 RESULTS | | | |
|---|---|---|---|
| TRUMP | BIDEN | RATING | PARTISAN PERF |
| 61.65% | 37.47% | SOLID REPUBLICAN | R+12 |

## DISTRICT 27

ELECTED
Stan McClain (REP)*

Parts of Marion, Lake, and Volusia

| REGISTRATION | | |
|---|---|---|
| REPUBLICAN | DEMOCRAT | OTHER |
| 47% | 26% | 27% |

| 2020 RESULTS | | | |
|---|---|---|---|
| TRUMP | BIDEN | RATING | PARTISAN PERF |
| 65.40% | 33.57% | SOLID REPUBLICAN | R+15 |

## DISTRICT 28

Tom Leek (REP)*
John Navarra (DEM)

Part of Volusia

| REGISTRATION | | |
|---|---|---|
| REPUBLICAN | DEMOCRAT | OTHER |
| 37% | 34% | 30% |

| 2020 RESULTS | | | |
|---|---|---|---|
| TRUMP | BIDEN | RATING | PARTISAN PERF |
| 53.13% | 45.64% | LEAN REPUBLICAN | R+2 |

## DISTRICT 29

Webster Barnaby (REP)*
Rick Karl (DEM)

Part of Volusia

| REGISTRATION | | |
|---|---|---|
| REPUBLICAN | DEMOCRAT | OTHER |
| 34% | 33% | 32% |

| 2020 RESULTS | | | |
|---|---|---|---|
| TRUMP | BIDEN | RATING | PARTISAN PERF |
| 52.99% | 45.75% | LEAN REPUBLICAN | R+2 |

## DISTRICT 30

Chase Tramont (REP)
Vic Baker (WRI)

Parts of Volusia and Brevard

| REGISTRATION | | |
|---|---|---|
| REPUBLICAN | DEMOCRAT | OTHER |
| 44% | 27% | 29% |

| 2020 RESULTS | | | |
|---|---|---|---|
| TRUMP | BIDEN | RATING | PARTISAN PERF |
| 62.07% | 36.80% | SOLID REPUBLICAN | R+11 |

## DISTRICT 31

ELECTED
Tyler Sirois (REP)*

Part of Brevard

| REGISTRATION | | |
|---|---|---|
| REPUBLICAN | DEMOCRAT | OTHER |
| 45% | 27% | 27% |

| 2020 RESULTS | | | |
|---|---|---|---|
| TRUMP | BIDEN | RATING | PARTISAN PERF |
| 60.23% | 38.31% | SOLID REPUBLICAN | R+11 |

## DISTRICT 32

ELECTED
Thad Altman (REP)*

Part of Brevard

| REGISTRATION | | |
|---|---|---|
| REPUBLICAN | DEMOCRAT | OTHER |
| 45% | 27% | 29% |

| 2020 RESULTS | | | |
|---|---|---|---|
| TRUMP | BIDEN | RATING | PARTISAN PERF |
| 57.35% | 41.18% | SOLID REPUBLICAN | R+8 |



*Incumbent

# FLORIDA HOUSE OF REPRESENTATIVES

Chamber Endorsed

## DISTRICT 33

Randy Fine (REP)*
Anthony Yantz (DEM)

Part of Brevard

REGISTRATION

| REPUBLICAN | DEMOCRAT | OTHER |
|---|---|---|
| 36% | 33% | 31% |

2020 RESULTS

| TRUMP | BIDEN | RATING | PARTISAN PERF |
|---|---|---|---|
| 52.14% | 46.34% | LEAN REPUBLICAN | R+2 |

## DISTRICT 34

Robert Brackett (REP)
Karen Greb (DEM)

Indian River and part of Brevard

REGISTRATION

| REPUBLICAN | DEMOCRAT | OTHER |
|---|---|---|
| 48% | 25% | 26% |

2020 RESULTS

| TRUMP | BIDEN | RATING | PARTISAN PERF |
|---|---|---|---|
| 60.69% | 38.29% | SOLID REPUBLICAN | R+11 |

## DISTRICT 35

Fred Hawkins (REP)*
Rishi Bagga (DEM)

Parts of Osceola and Orange

REGISTRATION

| REPUBLICAN | DEMOCRAT | OTHER |
|---|---|---|
| 31% | 34% | 35% |

2020 RESULTS

| TRUMP | BIDEN | RATING | PARTISAN PERF |
|---|---|---|---|
| 46.80% | 51.80% | BATTLEGROUND SEAT | D+4 |

## DISTRICT 36

Rachel Plakon (REP)
Deborah Poulalion (DEM)

Part of Seminole

REGISTRATION

| REPUBLICAN | DEMOCRAT | OTHER |
|---|---|---|
| 32% | 35% | 32% |

2020 RESULTS

| TRUMP | BIDEN | RATING | PARTISAN PERF |
|---|---|---|---|
| 47.23% | 51.42% | BATTLEGROUND SEAT | D+3 |

## DISTRICT 37

Carlos Guillermo Smith (DEM)*
Susan Plasencia (REP)

Part of Orange and Seminole

REGISTRATION

| REPUBLICAN | DEMOCRAT | OTHER |
|---|---|---|
| 31% | 36% | 33% |

2020 RESULTS

| TRUMP | BIDEN | RATING | PARTISAN PERF |
|---|---|---|---|
| 43.44% | 54.84% | BATTLEGROUND SEAT | D+7 |

## DISTRICT 38

David Smith (REP)*
Sarah Henry (DEM)

Part of Seminole

REGISTRATION

| REPUBLICAN | DEMOCRAT | OTHER |
|---|---|---|
| 32% | 35% | 32% |

2020 RESULTS

| TRUMP | BIDEN | RATING | PARTISAN PERF |
|---|---|---|---|
| 45.44% | 53.04% | BATTLEGROUND SEAT | D+4 |

## DISTRICT 39

Doug Bankson (REP)
Tiffany Hughes (DEM)

Parts of Orange and Seminole

REGISTRATION

| REPUBLICAN | DEMOCRAT | OTHER |
|---|---|---|
| 35% | 35% | 30% |

2020 RESULTS

| TRUMP | BIDEN | RATING | PARTISAN PERF |
|---|---|---|---|
| 48.55% | 50.21% | BATTLEGROUND SEAT | D+1 |

## DISTRICT 40

LaVon Bracy Davis (DEM)
Nate Robertson (REP)

Part of Orange

REGISTRATION

| REPUBLICAN | DEMOCRAT | OTHER |
|---|---|---|
| 18% | 53% | 28% |

2020 RESULTS

| TRUMP | BIDEN | RATING | PARTISAN PERF |
|---|---|---|---|
| 28.21% | 70.64% | SOLID DEMOCRATIC | D+23 |



*Incumbent

# FLORIDA HOUSE OF REPRESENTATIVES

Chamber Endorsed

## DISTRICT 41

Bruce Antone (DEM)
Robin Harris (GRE)

Part of Orange

| REGISTRATION | | |
|---|---|---|
| REPUBLICAN | DEMOCRAT | OTHER |
| 12% | 57% | 31% |

2020 RESULTS

| TRUMP | BIDEN | RATING | PARTISAN PERF |
|---|---|---|---|
| 21.23% | 77.53% | SOLID DEMOCRATIC | D+32 |

## DISTRICT 42

Anna Eskamani (DEM)*
Bonnie Jackson (REP)

Part of Orange

| REGISTRATION | | |
|---|---|---|
| REPUBLICAN | DEMOCRAT | OTHER |
| 32% | 40% | 29% |

2020 RESULTS

| TRUMP | BIDEN | RATING | PARTISAN PERF |
|---|---|---|---|
| 40.15% | 58.34% | SOLID DEMOCRATIC | D+9 |

## DISTRICT 43

Johanna Lopez (DEM)
Christopher Wright (REP)

Part of Orange

| REGISTRATION | | |
|---|---|---|
| REPUBLICAN | DEMOCRAT | OTHER |
| 20% | 42% | 38% |

2020 RESULTS

| TRUMP | BIDEN | RATING | PARTISAN PERF |
|---|---|---|---|
| 37.16% | 61.41% | SOLID DEMOCRATIC | D+16 |

## DISTRICT 44

ELECTED
Jennifer "Rita" Harris (DEM)

Part of Orange

| REGISTRATION | | |
|---|---|---|
| REPUBLICAN | DEMOCRAT | OTHER |
| 23% | 40% | 37% |

2020 RESULTS

| TRUMP | BIDEN | RATING | PARTISAN PERF |
|---|---|---|---|
| 37.75% | 61.04% | SOLID DEMOCRATIC | D+14 |

## DISTRICT 45

Allie Braswell (DEM)
Carolina Amesty (REP)

Parts of Orange and Osceola

| REGISTRATION | | |
|---|---|---|
| REPUBLICAN | DEMOCRAT | OTHER |
| 34% | 32% | 34% |

2020 RESULTS

| TRUMP | BIDEN | RATING | PARTISAN PERF |
|---|---|---|---|
| 46.62% | 52.13% | BATTLEGROUND SEAT | D+2 |

## DISTRICT 46

Kristen Arrington (DEM)*
Christian De La Torre (REP)
Ivan Rivera (NPA)
Part of Osceola

| REGISTRATION | | |
|---|---|---|
| REPUBLICAN | DEMOCRAT | OTHER |
| 17% | 44% | 39% |

2020 RESULTS

| TRUMP | BIDEN | RATING | PARTISAN PERF |
|---|---|---|---|
| 34.17% | 64.72% | SOLID DEMOCRATIC | D+20 |

## DISTRICT 47

Anthony Nieves (DEM)
Paula Stark (REP)

Parts of Orange and Osceola

| REGISTRATION | | |
|---|---|---|
| REPUBLICAN | DEMOCRAT | OTHER |
| 23% | 40% | 37% |

2020 RESULTS

| TRUMP | BIDEN | RATING | PARTISAN PERF |
|---|---|---|---|
| 42.98% | 55.88% | SOLID DEMOCRATIC | D+10 |

## DISTRICT 48

ELECTED
Sam Killebrew (REP)*

Part of Polk

| REGISTRATION | | |
|---|---|---|
| REPUBLICAN | DEMOCRAT | OTHER |
| 36% | 35% | 29% |

2020 RESULTS

| TRUMP | BIDEN | RATING | PARTISAN PERF |
|---|---|---|---|
| 54.38% | 44.59% | LEAN REPUBLICAN | R+4 |



*Incumbent

# FLORIDA HOUSE OF REPRESENTATIVES

Chamber Endorsed

## DISTRICT 49

ELECTED
Melony Bell (REP)*

Part of Polk

| REGISTRATION | | |
|---|---|---|
| REPUBLICAN | DEMOCRAT | OTHER |
| 44% | 29% | 27% |

| 2020 RESULTS | | | |
|---|---|---|---|
| TRUMP | BIDEN | RATING | PARTISAN PERF |
| 62.78% | 35.81% | SOLID REPUBLICAN | R+12 |

## DISTRICT 50

ELECTED
Jennifer Canady (REP)

Part of Polk

| REGISTRATION | | |
|---|---|---|
| REPUBLICAN | DEMOCRAT | OTHER |
| 40% | 33% | 28% |

| 2020 RESULTS | | | |
|---|---|---|---|
| TRUMP | BIDEN | RATING | PARTISAN PERF |
| 56.75% | 41.71% | SOLID REPUBLICAN | R+6 |

## DISTRICT 51

ELECTED
Josie Tomkow (REP)*

Part of Polk

| REGISTRATION | | |
|---|---|---|
| REPUBLICAN | DEMOCRAT | OTHER |
| 33% | 34% | 34% |

| 2020 RESULTS | | | |
|---|---|---|---|
| TRUMP | BIDEN | RATING | PARTISAN PERF |
| 52.60% | 46.25% | LEAN REPUBLICAN | R+2 |

## DISTRICT 52

John Temple (REP)
Ash Marwah (DEM)

Sumter and part of Hernando

| REGISTRATION | | |
|---|---|---|
| REPUBLICAN | DEMOCRAT | OTHER |
| 55% | 22% | 23% |

| 2020 RESULTS | | | |
|---|---|---|---|
| TRUMP | BIDEN | RATING | PARTISAN PERF |
| 67.97% | 31.32% | SOLID REPUBLICAN | R+18 |

## DISTRICT 53

Jeff Holcomb (REP)
Keith Laufenberg (DEM)

Parts of Hernando and Pasco

| REGISTRATION | | |
|---|---|---|
| REPUBLICAN | DEMOCRAT | OTHER |
| 44% | 27% | 29% |

| 2020 RESULTS | | | |
|---|---|---|---|
| TRUMP | BIDEN | RATING | PARTISAN PERF |
| 64.23% | 34.71% | SOLID REPUBLICAN | R+13 |

## DISTRICT 54

Randy Maggard (REP)*
Brian Staver (DEM)
Ryan Otwell (NPA)

Part of Pasco

| REGISTRATION | | |
|---|---|---|
| REPUBLICAN | DEMOCRAT | OTHER |
| 39% | 30% | 31% |

| 2020 RESULTS | | | |
|---|---|---|---|
| TRUMP | BIDEN | RATING | PARTISAN PERF |
| 55.98% | 42.78% | SOLID REPUBLICAN | R+6 |

## DISTRICT 55

Kevin Steele (REP)
Charles "C.J." Hacker Jr. (CPF)

Part of Pasco

| REGISTRATION | | |
|---|---|---|
| REPUBLICAN | DEMOCRAT | OTHER |
| 44% | 26% | 30% |

| 2020 RESULTS | | | |
|---|---|---|---|
| TRUMP | BIDEN | RATING | PARTISAN PERF |
| 60.34% | 38.33% | SOLID REPUBLICAN | R+10 |

## DISTRICT 56

ELECTED
Brad Yeager (REP)

Part of Pasco

| REGISTRATION | | |
|---|---|---|
| REPUBLICAN | DEMOCRAT | OTHER |
| 38% | 29% | 33% |

| 2020 RESULTS | | | |
|---|---|---|---|
| TRUMP | BIDEN | RATING | PARTISAN PERF |
| 59.57% | 39.02% | SOLID REPUBLICAN | R+8 |



*Incumbent

# FLORIDA HOUSE OF REPRESENTATIVES

Chamber Endorsed

## DISTRICT 57

ELECTED
Adam Anderson (REP)

Part of Pinellas

| REGISTRATION | | |
|---|---|---|
| REPUBLICAN | DEMOCRAT | OTHER |
| 42% | 28% | 30% |

| 2020 RESULTS | | | |
|---|---|---|---|
| TRUMP | BIDEN | RATING | PARTISAN PERF |
| 55.48% | 43.31% | SOLID REPUBLICAN | R+5 |

## DISTRICT 58

Kim Berfield (REP)
Bernie Fensterwald (DEM)

Part of Pinellas

| REGISTRATION | | |
|---|---|---|
| REPUBLICAN | DEMOCRAT | OTHER |
| 37% | 31% | 32% |

| 2020 RESULTS | | | |
|---|---|---|---|
| TRUMP | BIDEN | RATING | PARTISAN PERF |
| 52.02% | 46.64% | LEAN REPUBLICAN | R+2 |

## DISTRICT 59

Berny Jacques (REP)
Dawn Douglas (DEM)

Part of Pinellas

| REGISTRATION | | |
|---|---|---|
| REPUBLICAN | DEMOCRAT | OTHER |
| 38% | 31% | 31% |

| 2020 RESULTS | | | |
|---|---|---|---|
| TRUMP | BIDEN | RATING | PARTISAN PERF |
| 54.58% | 44.13% | LEAN REPUBLICAN | R+4 |

## DISTRICT 60

Lindsay Cross (DEM)
Audrey Henson (REP)

Part of Pinellas

| REGISTRATION | | |
|---|---|---|
| REPUBLICAN | DEMOCRAT | OTHER |
| 31% | 38% | 31% |

| 2020 RESULTS | | | |
|---|---|---|---|
| TRUMP | BIDEN | RATING | PARTISAN PERF |
| 43.51% | 54.92% | BATTLEGROUND SEAT | D+7 |

## DISTRICT 61

Linda Chaney (REP)*
Janet Varnell Warwick (DEM)

Part of Pinellas

| REGISTRATION | | |
|---|---|---|
| REPUBLICAN | DEMOCRAT | OTHER |
| 38% | 33% | 30% |

| 2020 RESULTS | | | |
|---|---|---|---|
| TRUMP | BIDEN | RATING | PARTISAN PERF |
| 51.96% | 46.77% | LEAN REPUBLICAN | R+1 |

## DISTRICT 62

Michele Rayner (DEM)*
Jeremy M. Brown (REP)

Parts of Pinellas and Hillsborough

| REGISTRATION | | |
|---|---|---|
| REPUBLICAN | DEMOCRAT | OTHER |
| 17% | 53% | 30% |

| 2020 RESULTS | | | |
|---|---|---|---|
| TRUMP | BIDEN | RATING | PARTISAN PERF |
| 26.92% | 71.54% | SOLID DEMOCRATIC | D+26 |

## DISTRICT 63

ELECTED
Dianne "Ms. Dee" Hart (DEM)*

Part of Hillsborough

| REGISTRATION | | |
|---|---|---|
| REPUBLICAN | DEMOCRAT | OTHER |
| 14% | 59% | 27% |

| 2020 RESULTS | | | |
|---|---|---|---|
| TRUMP | BIDEN | RATING | PARTISAN PERF |
| 22.51% | 75.95% | SOLID DEMOCRATIC | D+30 |

## DISTRICT 64

Susan Valdes (DEM)*
Maura Cruz Lanz (REP)

Part of Hillsborough

| REGISTRATION | | |
|---|---|---|
| REPUBLICAN | DEMOCRAT | OTHER |
| 25% | 42% | 34% |

| 2020 RESULTS | | | |
|---|---|---|---|
| TRUMP | BIDEN | RATING | PARTISAN PERF |
| 41.49% | 57.13% | SOLID DEMOCRATIC | D+13 |



*Incumbent

# FLORIDA HOUSE OF REPRESENTATIVES

Chamber Endorsed

## DISTRICT 65

Karen Gonzalez Pittman (REP)
Jen McDonald (DEM)

Part of Hillsborough

REGISTRATION

| REPUBLICAN | DEMOCRAT | OTHER |
|---|---|---|
| 37% | 33% | 31% |

2020 RESULTS

| TRUMP | BIDEN | RATING | PARTISAN PERF |
|---|---|---|---|
| 47.19% | 51.28% | BATTLEGROUND SEAT | D+3 |

## DISTRICT 66

Traci Koster (REP)*
David Tillery (DEM)

Part of Hillsborough

REGISTRATION

| REPUBLICAN | DEMOCRAT | OTHER |
|---|---|---|
| 38% | 32% | 30% |

2020 RESULTS

| TRUMP | BIDEN | RATING | PARTISAN PERF |
|---|---|---|---|
| 52.01% | 46.70% | LEAN REPUBLICAN | R+2 |

## DISTRICT 67

Fentrice Driskell (DEM)*
Lisette Bonano (REP)

Part of Hillsborough

REGISTRATION

| REPUBLICAN | DEMOCRAT | OTHER |
|---|---|---|
| 26% | 40% | 34% |

2020 RESULTS

| TRUMP | BIDEN | RATING | PARTISAN PERF |
|---|---|---|---|
| 39.17% | 59.25% | SOLID DEMOCRATIC | D+12 |

## DISTRICT 68

Lawrence McClure (REP)*
Lorissa Wright (DEM)

Part of Hillsborough

REGISTRATION

| REPUBLICAN | DEMOCRAT | OTHER |
|---|---|---|
| 42% | 29% | 30% |

2020 RESULTS

| TRUMP | BIDEN | RATING | PARTISAN PERF |
|---|---|---|---|
| 60.65% | 37.93% | SOLID REPUBLICAN | R+11 |

## DISTRICT 69

Andrew Learned (DEM)*
Daniel "Danny" Alvarez (REP)

Part of Hillsborough

REGISTRATION

| REPUBLICAN | DEMOCRAT | OTHER |
|---|---|---|
| 35% | 33% | 32% |

2020 RESULTS

| TRUMP | BIDEN | RATING | PARTISAN PERF |
|---|---|---|---|
| 50.29% | 48.24% | BATTLEGROUND SEAT | R+1 |

## DISTRICT 70

Mike Beltran (REP)*
Eleuterio "Junior" Salazar Jr. (DEM)

Parts of Hillsborough and Manatee

REGISTRATION

| REPUBLICAN | DEMOCRAT | OTHER |
|---|---|---|
| 38% | 31% | 31% |

2020 RESULTS

| TRUMP | BIDEN | RATING | PARTISAN PERF |
|---|---|---|---|
| 54.29% | 44.54% | SOLID REPUBLICAN | R+5 |

## DISTRICT 71

ELECTED
Will Robinson (REP)*

Part of Manatee

REGISTRATION

| REPUBLICAN | DEMOCRAT | OTHER |
|---|---|---|
| 40% | 33% | 27% |

2020 RESULTS

| TRUMP | BIDEN | RATING | PARTISAN PERF |
|---|---|---|---|
| 54.16% | 44.69% | LEAN REPUBLICAN | R+4 |

## DISTRICT 72

Tommy Gregory (REP)*
Roberts Guy Dameus

Part of Manatee

REGISTRATION

| REPUBLICAN | DEMOCRAT | OTHER |
|---|---|---|
| 47% | 26% | 27% |

2020 RESULTS

| TRUMP | BIDEN | RATING | PARTISAN PERF |
|---|---|---|---|
| 58.93% | 40.09% | SOLID REPUBLICAN | R+9 |



*Incumbent

# FLORIDA HOUSE OF REPRESENTATIVES

Chamber Endorsed

## DISTRICT 73

Fiona McFarland (REP)*
Derek Reich (DEM)

Part of Sarasota

| REGISTRATION | | |
|---|---|---|
| REPUBLICAN | DEMOCRAT | OTHER |
| 41% | 32% | 27% |

| 2020 RESULTS | | | |
|---|---|---|---|
| TRUMP | BIDEN | RATING | PARTISAN PERF |
| 49.70% | 49.34% | SWING | EVEN |

## DISTRICT 74

ELECTED
James Buchanan (REP)*

Part of Sarasota

| REGISTRATION | | |
|---|---|---|
| REPUBLICAN | DEMOCRAT | OTHER |
| 44% | 27% | 28% |

| 2020 RESULTS | | | |
|---|---|---|---|
| TRUMP | BIDEN | RATING | PARTISAN PERF |
| 58.12% | 40.82% | SOLID REPUBLICAN | R+7 |

## DISTRICT 75

ELECTED
Michael Grant (REP)*

Parts of Sarasota and Charlotte

| REGISTRATION | | |
|---|---|---|
| REPUBLICAN | DEMOCRAT | OTHER |
| 46% | 25% | 29% |

| 2020 RESULTS | | | |
|---|---|---|---|
| TRUMP | BIDEN | RATING | PARTISAN PERF |
| 61.11% | 37.94% | SOLID REPUBLICAN | R+11 |

## DISTRICT 76

ELECTED
Spencer Roach (REP)*

Desoto and parts of Charlotte and Lee

| REGISTRATION | | |
|---|---|---|
| REPUBLICAN | DEMOCRAT | OTHER |
| 48% | 24% | 28% |

| 2020 RESULTS | | | |
|---|---|---|---|
| TRUMP | BIDEN | RATING | PARTISAN PERF |
| 64.96% | 34.28% | SOLID REPUBLICAN | R+15 |

## DISTRICT 77

Tiffany Esposito (REP)
Eric Engelhart (DEM)

Part of Lee

| REGISTRATION | | |
|---|---|---|
| REPUBLICAN | DEMOCRAT | OTHER |
| 38% | 29% | 33% |

| 2020 RESULTS | | | |
|---|---|---|---|
| TRUMP | BIDEN | RATING | PARTISAN PERF |
| 56.01% | 43.09% | SOLID REPUBLICAN | R+5 |

## DISTRICT 78

Jenna Persons-Mulicka (REP)*
Howard Sapp (DEM)

Part of Lee

| REGISTRATION | | |
|---|---|---|
| REPUBLICAN | DEMOCRAT | OTHER |
| 40% | 29% | 31% |

| 2020 RESULTS | | | |
|---|---|---|---|
| TRUMP | BIDEN | RATING | PARTISAN PERF |
| 52.84% | 46.37% | LEAN REPUBLICAN | R+3 |

## DISTRICT 79

ELECTED
Mike Giallombardo (REP)*

Part of Lee

| REGISTRATION | | |
|---|---|---|
| REPUBLICAN | DEMOCRAT | OTHER |
| 44% | 23% | 32% |

| 2020 RESULTS | | | |
|---|---|---|---|
| TRUMP | BIDEN | RATING | PARTISAN PERF |
| 62.35% | 36.89% | SOLID REPUBLICAN | R+12 |

## DISTRICT 80

Adam Botana (REP)*
Mitchel Schlayer (DEM)

Parts of Lee and Collier

| REGISTRATION | | |
|---|---|---|
| REPUBLICAN | DEMOCRAT | OTHER |
| 51% | 20% | 28% |

| 2020 RESULTS | | | |
|---|---|---|---|
| TRUMP | BIDEN | RATING | PARTISAN PERF |
| 62.42% | 36.94% | SOLID REPUBLICAN | R+14 |



*Incumbent

# FLORIDA HOUSE OF REPRESENTATIVES

Chamber Endorsed

## DISTRICT 81

ELECTED
Bob Rommel (REP)*

Part of Collier

| REGISTRATION | | |
|---|---|---|
| REPUBLICAN | DEMOCRAT | OTHER |
| 53% | 22% | 25% |

| 2020 RESULTS | | | |
|---|---|---|---|
| TRUMP | BIDEN | RATING | PARTISAN PERF |
| 62.15% | 37.08% | SOLID REPUBLICAN | R+14 |

## DISTRICT 82

ELECTED
Lauren Uhlich Melo (REP)*

Hendry and part of Collier

| REGISTRATION | | |
|---|---|---|
| REPUBLICAN | DEMOCRAT | OTHER |
| 45% | 28% | 27% |

| 2020 RESULTS | | | |
|---|---|---|---|
| TRUMP | BIDEN | RATING | PARTISAN PERF |
| 60.48% | 38.59% | SOLID REPUBLICAN | R+9 |

## DISTRICT 83

ELECTED
Kaylee Tuck (REP)*

Hardee, Highlands, Glades, and Okeechobee

| REGISTRATION | | |
|---|---|---|
| REPUBLICAN | DEMOCRAT | OTHER |
| 49% | 27% | 24% |

| 2020 RESULTS | | | |
|---|---|---|---|
| TRUMP | BIDEN | RATING | PARTISAN PERF |
| 68.65% | 30.53% | SOLID REPUBLICAN | R+18 |

## DISTRICT 84

Dana Trabulsy (REP)*
Forest Blanton (DEM)

Part of St. Lucie

| REGISTRATION | | |
|---|---|---|
| REPUBLICAN | DEMOCRAT | OTHER |
| 35% | 37% | 28% |

| 2020 RESULTS | | | |
|---|---|---|---|
| TRUMP | BIDEN | RATING | PARTISAN PERF |
| 51.39% | 47.84% | SWING | EVEN |

## DISTRICT 85

Toby Overdorf (REP)*
Curtis Tucker (DEM)

Parts of St. Lucie and Martin

| REGISTRATION | | |
|---|---|---|
| REPUBLICAN | DEMOCRAT | OTHER |
| 36% | 34% | 30% |

| 2020 RESULTS | | | |
|---|---|---|---|
| TRUMP | BIDEN | RATING | PARTISAN PERF |
| 52.73% | 46.42% | LEAN REPUBLICAN | R+1 |

## DISTRICT 86

John Snyder (REP)*
Raymond Denzel (DEM)

Parts of Martin and Palm Beach

| REGISTRATION | | |
|---|---|---|
| REPUBLICAN | DEMOCRAT | OTHER |
| 47% | 25% | 28% |

| 2020 RESULTS | | | |
|---|---|---|---|
| TRUMP | BIDEN | RATING | PARTISAN PERF |
| 59.96% | 39.15% | SOLID REPUBLICAN | R+10 |

## DISTRICT 87

Mike Caruso (REP)*
Sienna Osta (DEM)

Part of Palm Beach

| REGISTRATION | | |
|---|---|---|
| REPUBLICAN | DEMOCRAT | OTHER |
| 37% | 32% | 31% |

| 2020 RESULTS | | | |
|---|---|---|---|
| TRUMP | BIDEN | RATING | PARTISAN PERF |
| 49.73% | 49.34% | SWING | D+1 |

## DISTRICT 88

Jervonte "Tae" Edmonds (DEM)*
Roz Stevens (REP)

Part of Palm Beach

| REGISTRATION | | |
|---|---|---|
| REPUBLICAN | DEMOCRAT | OTHER |
| 14% | 57% | 29% |

| 2020 RESULTS | | | |
|---|---|---|---|
| TRUMP | BIDEN | RATING | PARTISAN PERF |
| 23.82% | 75.18% | SOLID DEMOCRATIC | D+30 |



*Incumbent

# FLORIDA HOUSE OF REPRESENTATIVES

Chamber Endorsed

## DISTRICT 89

David Silvers (DEM)*
Daniel Judiel Zapata (REP)

Part of Palm Beach

| REGISTRATION | | |
|---|---|---|
| REPUBLICAN | DEMOCRAT | OTHER |
| 23% | 43% | 34% |

| 2020 RESULTS | | | |
|---|---|---|---|
| TRUMP | BIDEN | RATING | PARTISAN PERF |
| 39.93% | 59.10% | SOLID DEMOCRATIC | D+14 |

## DISTRICT 90

Joseph "Joe" Casello (DEM)*
Keith Feit (REP)

Part of Palm Beach

| REGISTRATION | | |
|---|---|---|
| REPUBLICAN | DEMOCRAT | OTHER |
| 26% | 43% | 31% |

| 2020 RESULTS | | | |
|---|---|---|---|
| TRUMP | BIDEN | RATING | PARTISAN PERF |
| 38.70% | 60.41% | SOLID DEMOCRATIC | D+13 |

## DISTRICT 91

Andy Thomson (DEM)
Peggy Gossett-Seidman (REP)

Part of Palm Beach

| REGISTRATION | | |
|---|---|---|
| REPUBLICAN | DEMOCRAT | OTHER |
| 32% | 35% | 33% |

| 2020 RESULTS | | | |
|---|---|---|---|
| TRUMP | BIDEN | RATING | PARTISAN PERF |
| 47.41% | 51.89% | BATTLEGROUND SEAT | D+4 |

## DISTRICT 92

Kelly Skidmore (DEM)*
Dorcas Hernandez (REP)

Part of Palm Beach

| REGISTRATION | | |
|---|---|---|
| REPUBLICAN | DEMOCRAT | OTHER |
| 26% | 44% | 30% |

| 2020 RESULTS | | | |
|---|---|---|---|
| TRUMP | BIDEN | RATING | PARTISAN PERF |
| 39.85% | 59.61% | SOLID DEMOCRATIC | D+12 |

## DISTRICT 93

Katherine Waldron (DEM)
Saulis Banionis (REP)

Part of Palm Beach

| REGISTRATION | | |
|---|---|---|
| REPUBLICAN | DEMOCRAT | OTHER |
| 29% | 39% | 32% |

| 2020 RESULTS | | | |
|---|---|---|---|
| TRUMP | BIDEN | RATING | PARTISAN PERF |
| 44.19% | 54.98% | SOLID DEMOCRATIC | D+7 |

## DISTRICT 94

Rick Roth (REP)*
Terence Davis (DEM)

Part of Palm Beach

| REGISTRATION | | |
|---|---|---|
| REPUBLICAN | DEMOCRAT | OTHER |
| 33% | 37% | 30% |

| 2020 RESULTS | | | |
|---|---|---|---|
| TRUMP | BIDEN | RATING | PARTISAN PERF |
| 49.56% | 49.64% | SWING | D+2 |

## DISTRICT 95

ELECTED
Christine Hunschofsky (DEM)*

Part of Broward

| REGISTRATION | | |
|---|---|---|
| REPUBLICAN | DEMOCRAT | OTHER |
| 23% | 44% | 33% |

| 2020 RESULTS | | | |
|---|---|---|---|
| TRUMP | BIDEN | RATING | PARTISAN PERF |
| 37.91% | 61.31% | SOLID DEMOCRATIC | D+14 |

## DISTRICT 96

Dan Daley (DEM)*
Jenna Hague (REP)

Part of Broward

| REGISTRATION | | |
|---|---|---|
| REPUBLICAN | DEMOCRAT | OTHER |
| 20% | 48% | 32% |

| 2020 RESULTS | | | |
|---|---|---|---|
| TRUMP | BIDEN | RATING | PARTISAN PERF |
| 34.16% | 65.02% | SOLID DEMOCRATIC | D+18 |



*Incumbent

# FLORIDA HOUSE OF REPRESENTATIVES

Chamber Endorsed

## DISTRICT 97

ELECTED
Lisa Dunkley (DEM)

Part of Broward

| REGISTRATION | | |
|---|---|---|
| REPUBLICAN | DEMOCRAT | OTHER |
| 11% | 63% | 26% |

| 2020 RESULTS | | | |
|---|---|---|---|
| TRUMP | BIDEN | RATING | PARTISAN PERF |
| 18.71% | 80.57% | SOLID DEMOCRATIC | D+34 |

## DISTRICT 98

ELECTED
Patricia Hawkins-Williams (DEM)*

Part of Broward

| REGISTRATION | | |
|---|---|---|
| REPUBLICAN | DEMOCRAT | OTHER |
| 17% | 55% | 28% |

| 2020 RESULTS | | | |
|---|---|---|---|
| TRUMP | BIDEN | RATING | PARTISAN PERF |
| 28.87% | 70.32% | SOLID DEMOCRATIC | D+24 |

## DISTRICT 99

ELECTED
Daryl Campbell (DEM)*

Part of Broward

| REGISTRATION | | |
|---|---|---|
| REPUBLICAN | DEMOCRAT | OTHER |
| 13% | 63% | 24% |

| 2020 RESULTS | | | |
|---|---|---|---|
| TRUMP | BIDEN | RATING | PARTISAN PERF |
| 21.72% | 77.56% | SOLID DEMOCRATIC | D+31 |

## DISTRICT 100

Chip LaMarca (REP)*
Linda Thompson Gonzalez (DEM)

Part of Broward

| REGISTRATION | | |
|---|---|---|
| REPUBLICAN | DEMOCRAT | OTHER |
| 34% | 35% | 32% |

| 2020 RESULTS | | | |
|---|---|---|---|
| TRUMP | BIDEN | RATING | PARTISAN PERF |
| 49.32% | 49.93% | SWING | D+1 |

## DISTRICT 101

Hillary Cassel (DEM)
Guy Silla (REP)

Part of Broward

| REGISTRATION | | |
|---|---|---|
| REPUBLICAN | DEMOCRAT | OTHER |
| 24% | 42% | 34% |

| 2020 RESULTS | | | |
|---|---|---|---|
| TRUMP | BIDEN | RATING | PARTISAN PERF |
| 42.51% | 56.66% | SOLID DEMOCRATIC | D+11 |

## DISTRICT 102

ELECTED
Michael Gottlieb (DEM)*

Part of Broward

| REGISTRATION | | |
|---|---|---|
| REPUBLICAN | DEMOCRAT | OTHER |
| 26% | 42% | 32% |

| 2020 RESULTS | | | |
|---|---|---|---|
| TRUMP | BIDEN | RATING | PARTISAN PERF |
| 41.59% | 57.60% | SOLID DEMOCRATIC | D+10 |

## DISTRICT 103

Robin Bartleman (DEM)*
George Navarini (REP)

Part of Broward

| REGISTRATION | | |
|---|---|---|
| REPUBLICAN | DEMOCRAT | OTHER |
| 25% | 39% | 36% |

| 2020 RESULTS | | | |
|---|---|---|---|
| TRUMP | BIDEN | RATING | PARTISAN PERF |
| 40.35% | 58.87% | SOLID DEMOCRATIC | D+13 |

## DISTRICT 104

ELECTED
Felicia Robinson (DEM)*

Parts of Broward and Miami-Dade

| REGISTRATION | | |
|---|---|---|
| REPUBLICAN | DEMOCRAT | OTHER |
| 16% | 55% | 29% |

| 2020 RESULTS | | | |
|---|---|---|---|
| TRUMP | BIDEN | RATING | PARTISAN PERF |
| 27.01% | 72.32% | SOLID DEMOCRATIC | D+28 |



*Incumbent

# FLORIDA HOUSE OF REPRESENTATIVES

Chamber Endorsed

## DISTRICT 105

Marie Woodson (DEM)*
Vincent Parlatore (REP)

Part of Broward

| REGISTRATION | | |
|---|---|---|
| REPUBLICAN | DEMOCRAT | OTHER |
| 15% | 55% | 30% |

| 2020 RESULTS | | | |
|---|---|---|---|
| TRUMP | BIDEN | RATING | PARTISAN PERF |
| 27.50% | 71.64% | SOLID DEMOCRATIC | D+27 |

## DISTRICT 106

Jordan Leonard (DEM)
Fabian Basabe (REP)

Part of Miami-Dade

| REGISTRATION | | |
|---|---|---|
| REPUBLICAN | DEMOCRAT | OTHER |
| 25% | 36% | 40% |

| 2020 RESULTS | | | |
|---|---|---|---|
| TRUMP | BIDEN | RATING | PARTISAN PERF |
| 44.58% | 54.68% | SOLID DEMOCRATIC | D+10 |

## DISTRICT 107

ELECTED
Christopher Benjamin (DEM)*

Part of Miami-Dade

| REGISTRATION | | |
|---|---|---|
| REPUBLICAN | DEMOCRAT | OTHER |
| 11% | 61% | 28% |

| 2020 RESULTS | | | |
|---|---|---|---|
| TRUMP | BIDEN | RATING | PARTISAN PERF |
| 22.38% | 76.92% | SOLID DEMOCRATIC | D+33 |

## DISTRICT 108

ELECTED
Dotie Joseph (DEM)*

Part of Miami-Dade

| REGISTRATION | | |
|---|---|---|
| REPUBLICAN | DEMOCRAT | OTHER |
| 10% | 62% | 28% |

| 2020 RESULTS | | | |
|---|---|---|---|
| TRUMP | BIDEN | RATING | PARTISAN PERF |
| 18.21% | 80.95% | SOLID DEMOCRATIC | D+36 |

## DISTRICT 109

ELECTED
Ashley Gantt (DEM)

Part of Miami-Dade

| REGISTRATION | | |
|---|---|---|
| REPUBLICAN | DEMOCRAT | OTHER |
| 13% | 61% | 26% |

| 2020 RESULTS | | | |
|---|---|---|---|
| TRUMP | BIDEN | RATING | PARTISAN PERF |
| 23.70% | 75.53% | SOLID DEMOCRATIC | D+33 |

## DISTRICT 110

ELECTED
Tom Fabricio (REP)*

Part of Miami-Dade

| REGISTRATION | | |
|---|---|---|
| REPUBLICAN | DEMOCRAT | OTHER |
| 39% | 28% | 33% |

| 2020 RESULTS | | | |
|---|---|---|---|
| TRUMP | BIDEN | RATING | PARTISAN PERF |
| 59.81% | 39.58% | LEAN REPUBLICAN | R+4 |

## DISTRICT 111

ELECTED
David Borrero (REP)*

Part of Miami-Dade

| REGISTRATION | | |
|---|---|---|
| REPUBLICAN | DEMOCRAT | OTHER |
| 34% | 26% | 40% |

| 2020 RESULTS | | | |
|---|---|---|---|
| TRUMP | BIDEN | RATING | PARTISAN PERF |
| 58.65% | 40.74% | SWING | R+1 |

## DISTRICT 112

ELECTED
Alex Rizo (REP)*

Part of Miami-Dade

| REGISTRATION | | |
|---|---|---|
| REPUBLICAN | DEMOCRAT | OTHER |
| 42% | 25% | 33% |

| 2020 RESULTS | | | |
|---|---|---|---|
| TRUMP | BIDEN | RATING | PARTISAN PERF |
| 63.95% | 35.53% | SOLID REPUBLICAN | R+8 |



*Incumbent

# FLORIDA HOUSE OF REPRESENTATIVES

Chamber Endorsed

## DISTRICT 113

Alessandro "A.J." D'Amico (DEM)
Vicki Lopez (REP)

Part of Miami-Dade

REGISTRATION

| REPUBLICAN | DEMOCRAT | OTHER |
|---|---|---|
| 28% | 33% | 39% |

2020 RESULTS

| TRUMP | BIDEN | RATING | PARTISAN PERF |
|---|---|---|---|
| 43.84% | 55.31% | BATTLEGROUND SEAT | D+10 |

## DISTRICT 114

Demi Busatta Cabrera (REP)*
Adam Benna (DEM)

Part of Miami-Dade

REGISTRATION

| REPUBLICAN | DEMOCRAT | OTHER |
|---|---|---|
| 35% | 33% | 33% |

2020 RESULTS

| TRUMP | BIDEN | RATING | PARTISAN PERF |
|---|---|---|---|
| 49.48% | 49.78% | BATTLEGROUND SEAT | D+4 |

## DISTRICT 115

Alina Garcia (REP)
Christie Davis (DEM)

Part of Miami-Dade

REGISTRATION

| REPUBLICAN | DEMOCRAT | OTHER |
|---|---|---|
| 36% | 32% | 32% |

2020 RESULTS

| TRUMP | BIDEN | RATING | PARTISAN PERF |
|---|---|---|---|
| 50.55% | 48.68% | BATTLEGROUND SEAT | D+3 |

## DISTRICT 116

ELECTED
Daniel A. Perez (REP)*

Part of Miami-Dade

REGISTRATION

| REPUBLICAN | DEMOCRAT | OTHER |
|---|---|---|
| 41% | 26% | 33% |

2020 RESULTS

| TRUMP | BIDEN | RATING | PARTISAN PERF |
|---|---|---|---|
| 59.51% | 39.78% | LEAN REPUBLICAN | R+5 |

## DISTRICT 117

ELECTED
Kevin Chambliss (DEM)*

Part of Miami-Dade

REGISTRATION

| REPUBLICAN | DEMOCRAT | OTHER |
|---|---|---|
| 19% | 49% | 32% |

2020 RESULTS

| TRUMP | BIDEN | RATING | PARTISAN PERF |
|---|---|---|---|
| 34.43% | 64.81% | SOLID DEMOCRATIC | D+24 |

## DISTRICT 118

Juan Fernandez-Barquin (REP)*
Johnny Farias (DEM)

Part of Miami-Dade

REGISTRATION

| REPUBLICAN | DEMOCRAT | OTHER |
|---|---|---|
| 38% | 28% | 35% |

2020 RESULTS

| TRUMP | BIDEN | RATING | PARTISAN PERF |
|---|---|---|---|
| 57.80% | 41.57% | LEAN REPUBLICAN | R+2 |

## DISTRICT 119

Juan Carlos Porras (REP)
Gabriel Gonzalez (DEM)

Part of Miami-Dade

REGISTRATION

| REPUBLICAN | DEMOCRAT | OTHER |
|---|---|---|
| 33% | 29% | 38% |

2020 RESULTS

| TRUMP | BIDEN | RATING | PARTISAN PERF |
|---|---|---|---|
| 53.85% | 45.49% | BATTLEGROUND SEAT | D+2 |

## DISTRICT 120

Jim Mooney (REP)*
Adam Gentle (DEM)

Parts of Monroe and Miami-Dade

REGISTRATION

| REPUBLICAN | DEMOCRAT | OTHER |
|---|---|---|
| 36% | 33% | 31% |

2020 RESULTS

| TRUMP | BIDEN | RATING | PARTISAN PERF |
|---|---|---|---|
| 51.97% | 47.01% | SWING | D+1 |



*Incumbent

# CONSTITUTIONAL AMENDMENTS

Thanks to a Florida Chamber-backed amendment to the Florida Constitution, each proposed amendment requires 60% voter support on each question before the measure becomes part of the Florida Constitution. All 3 proposed amendments were placed on the ballot by the Florida Legislature.

## AMENDMENT 1

### Limitation on the Assessment of Real Property Used for Residential Purposes

**Joint Resolution:** HJR 1377

**Date Signed and Filed:** May 11, 2021

**Senate Roll Call:** 40 Yeas, 0 Nays

**House Roll Call:** 118 Yeas, 0 Nays

**Official Ballot Summary:** Proposing an amendment to the State Constitution, effective January 1, 2023, to authorize the Legislature, by general law, to prohibit the consideration of any change or improvement made to real property used for residential purposes to improve the property's resistance to flood damage in determining the assessed value of such property for ad valorem taxation purposes.

**Sponsor:** The Florida Legislature

## AMENDMENT 2

### Abolishing the Constitution Revision Commission

**Joint Resolution:** SJR 204

**Date Signed and Filed:** May 18, 2021

**Senate Roll Call:** 27 Yeas, 12 Nays

**House Roll Call:** 86 Yeas, 28 Nays

**Official Ballot Summary:** Proposing an amendment to the State Constitution to abolish the Constitution Revision Commission, which meets at 20-year intervals and is scheduled to next convene in 2037, as a method of submitting proposed amendments or revisions to the State Constitution to electors of the state for approval. This amendment does not affect the ability to revise or amend the State Constitution through citizen initiative, constitutional convention, the Taxation and Budget Reform Commission, or legislative joint resolution.

**Sponsor:** The Florida Legislature

# CONSTITUTIONAL AMENDMENTS

## AMENDMENT 3

Additional Homestead Property Tax Exemption for Specified Critical Public Services Workforce

**Joint Resolution:** HJR 1

**Date Signed and Filed:** May 23, 2022

**Senate Roll Call:** 37 Yeas, 1 Nays

**House Roll Call:** 115 Yeas, 0 Nays

**Official Ballot Summary:** Proposing an amendment to the State Constitution to authorize the Legislature, by general law, to grant an additional homestead tax exemption for nonschool levies of up to $50,000 of the assessed value of homestead property owned by classroom teachers, law enforcement officers, correctional officers, firefighters, emergency medical technicians, paramedics, child welfare services professionals, active duty members of the United States Armed Forces, and Florida National Guard members. This amendment shall take effect January 1, 2023.

**Sponsor:** The Florida Legislature

# CONSTITUTIONAL AMENDMENT HISTORY

The Florida Chamber has long opposed placing issues into Florida's Constitution that can be solved through the legislative process. While we recognize that sometimes constitutional amendments are necessary to preserve the integrity of Florida's political system, they should—as with the U.S. Constitution—be considered only under "great and extraordinary occasions." While our nation's Constitution has only been amended 27 times, since 1970, Florida's Constitution has been amended more than 140 times with 3 more proposals this year.

**2002**

### FLORIDA'S PREGNANT PIGS

Florida voters place the protection of pregnant pigs into the Florida constitution to go into effect in 2008. An issue that could have been handled through state or local ordinances now lives on the state's most precious governing document.

**2003**

### VOTESMARTFLORIDA.org

The Florida Chamber begins the Constitutional Amendment Change Process and uncovers significant signature-gathering fraud. VOTESMARTFLORIDA.org, a non-partisan educational website with more than 65 partners, was born and voters are empowered to learn how constitutional amendments affect them.

**2004**

### PETITION FRAUD ADDRESSED

The Florida Chamber fights against groups that pay for petition signatures and successfully passes Amendment 2. Working to eliminate petition fraud returns the process to citizens and reduces the influence of special interests

**2005**

### CALIFORNIA POLITICS DON'T WORK FOR FLORIDA

Well-funded interest groups seek to shortcut Florida's representative democracy and destabilize Florida's economy by lobbying for a California-type statutory initiative process. The Florida Chamber successfully advocates against this initiative.

**2006**

### AMENDMENT THRESHOLD INCREASED

The Florida Chamber raises the threshold to pass constitutional amendments from a simple majority to 60 percent, limiting special interest groups from making unnecessary constitutional amendments.

**2010**

### NO ON 4 CAMPAIGN PROTECTS TAXPAYERS

The Florida Chamber champions the defeat of the Amendment. which threatens higher taxes, costly lawsuits, job loss and extra burdens to taxpayers. Special interest groups like Hometown Democracy would have required all growth plan changes to be decided by voter referendum, no matter how minor-delaying growth projects and making Florida less competitive.

**2011**

### FLORIDA'S SIGNATURE STATUTE AMENDED

Florida Chamber-backed legislation passes making petition signatures good for two years, instead of four, continuing to prevent petition fraud.

**2014**

### FLORIDAWINS.org

Florida Chamber launches FloridaWins.org, a non-partisan educational web-based tool providing fact-based information for employers to share with their employees on the issues that matter.

### FLORIDA SAYS 'NO' TO LEGALIZING DRUGS

Florida Chamber leads the charge to successfully stop the legalization of drugs in our state by not allowing marijuana in Florida's constitution. In 2014, Governor Scott signs into law "Charlotte's Web" -which allows low-THC, non-psychoactive cannabis to be used to treat severe epilepsy and cancer-proving that this is an issue that can be handled in Florida's legislative process and does not belong in the constitution.

**2018**

### PUT VOTERS BACK IN CHARGE OF GAMBLING DECISIONS

The Florida Chamber of Commerce supported Amendment 3, protecting Florida's unique quality of life which is essential to maintaining our state's family-friendly brand.

**2020**

### RETURNING THE INITIATIVE PROCESS TO FLORIDIANS

Chamber's advocacy in support of legislation that passed in 2019 and 2020 further takes back the citizen's initiative process from out-of-state billionaires and returns it to Florida citizens.

**2022**

### A LOOK AHEAD

To learn more about how the Florida Chamber is protecting our state's constitution, please contact Frank Walker at FWalker@FLChamber.com.

# FLORIDA'S 28 CONGRESSIONAL DISTRICTS

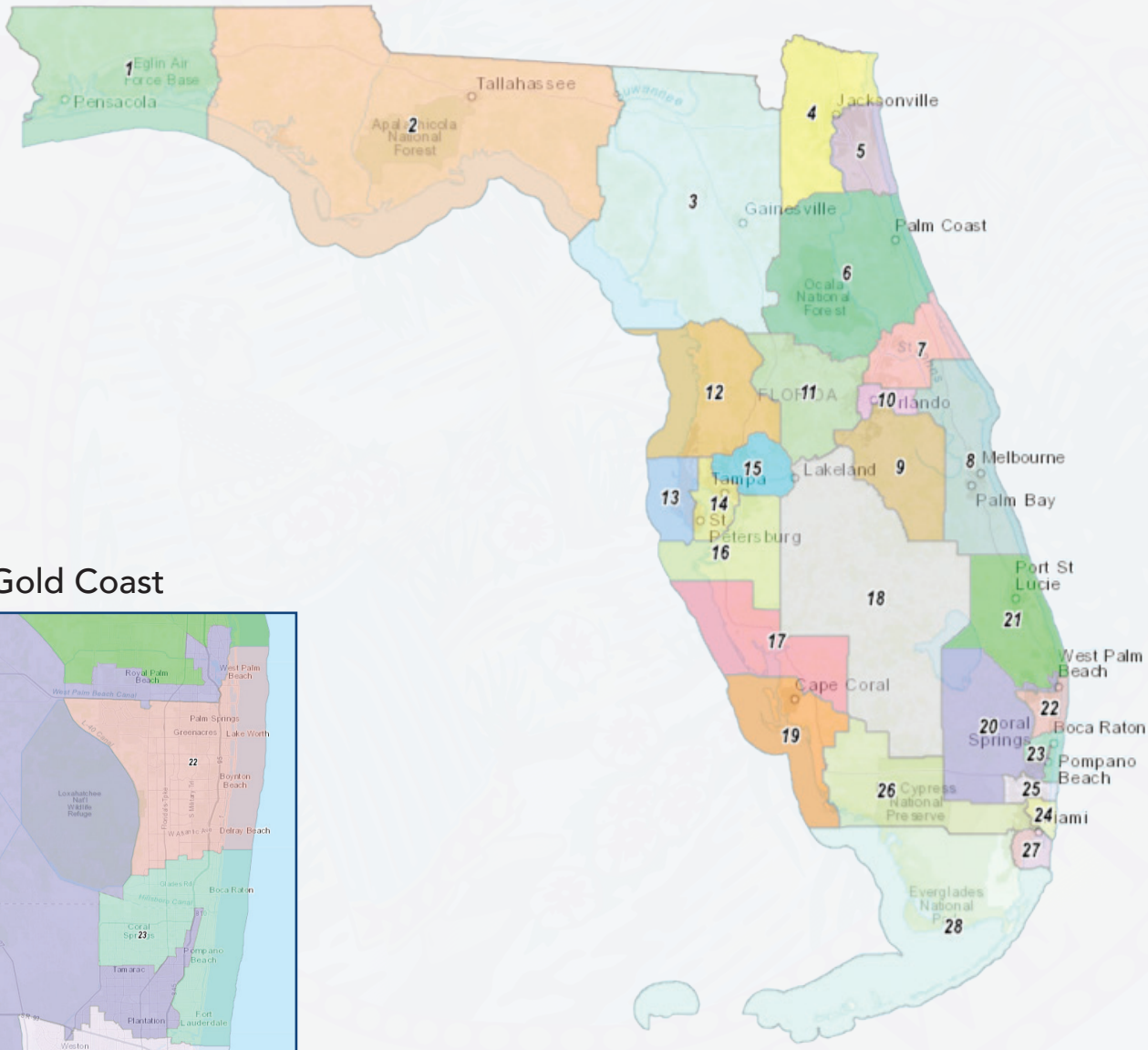


Gold Coast

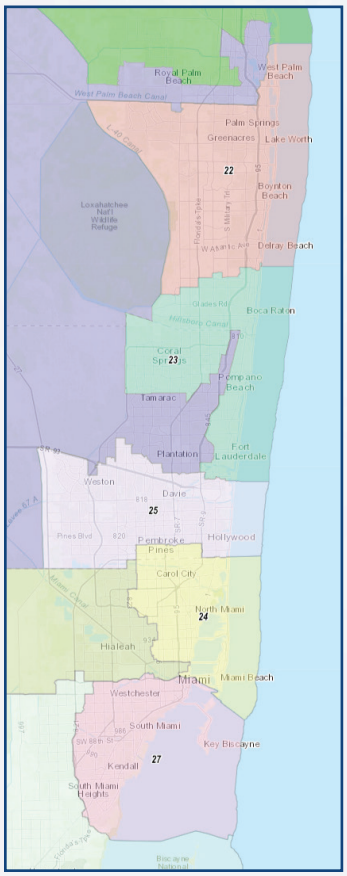

# FLORIDA'S 40 SENATE DISTRICTS

Gold Coast

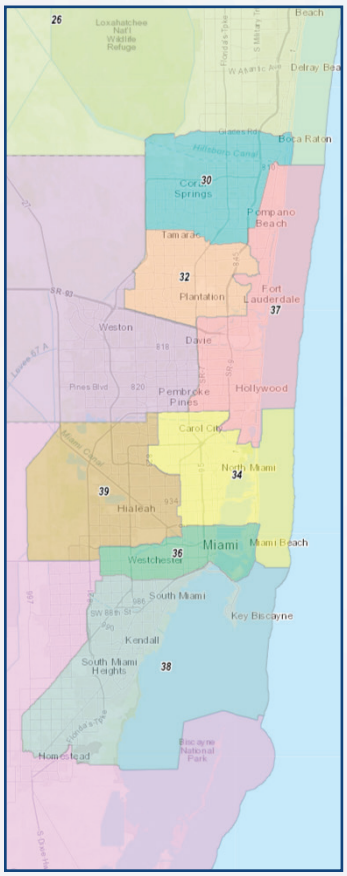


Tampa

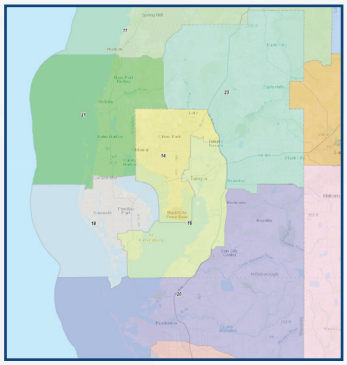

# FLORIDA'S 120 HOUSE OF REPRESENTATIVES DISTRICTS

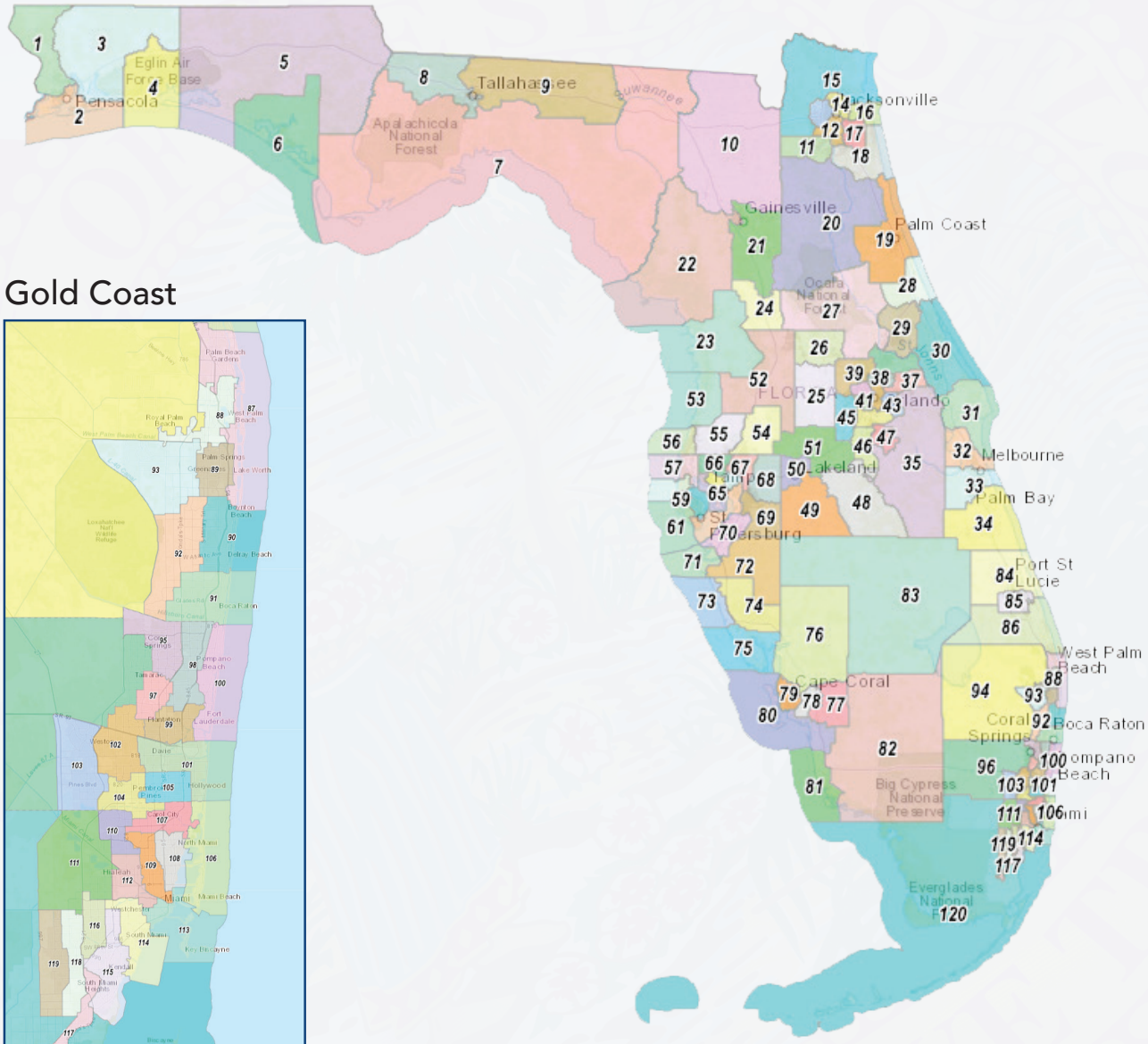


## Gold Coast



## Jacksonville

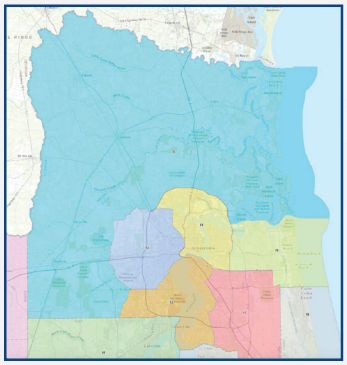

## Orlando

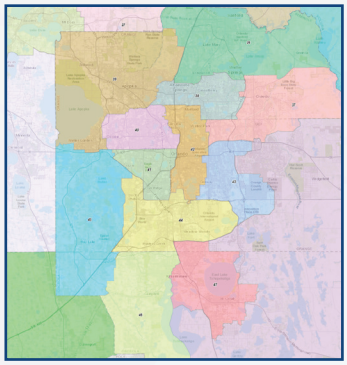

## Tampa

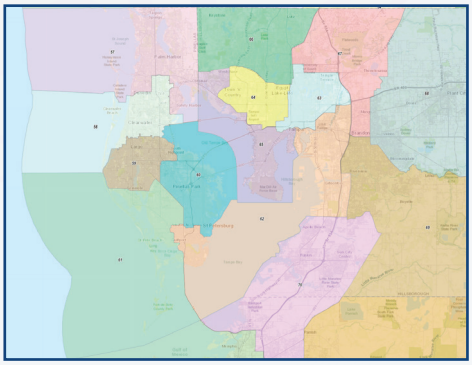

FLORIDA CHAMBER of Commerce

**As the voice of Florida businesses and job creation, the Florida Chamber advocates and champions free enterprise in every corner of Florida. The power of the Florida Chamber comes from our ability to educate, unite, and mobilize Florida's business community.**

**Whether we are recruiting candidates for future elections, mobilizing our members to pass an important pro-jobs bill or uniting chambers and associations to stop attacks on job creation, the Florida Chamber fights for policies that support a growing economy for all Floridians.**

Visit us online at
www.FloridaChamber.com

**The Florida Chamber Political Institute (FCPI) provides its members with the essential tools, statistics, and analysis on every candidate running for the State House and Senate. Through conducting hundreds of polls and literally thousands of candidate interviews, we know we'll never get the policy right until we get the politics right.**

**By working together with Florida's business community, FCPI is able to enact change at a legislative level that helps secure Florida's future.**

**Political veteran Marian Johnson serves as Executive Director and provides extensive expertise, leadership, and direction.**

See how you can get involved by contacting
Marian Johnson, Executive Director,
Florida Chamber Political Institute
(850) 521-1241
mjohnson@flchamber.com

Florida Institute for Political Leadership

**The Florida Institute for Political Leadership is a new non-partisan program created, managed, and funded by the Florida Chamber of Commerce to educate Floridians on the more than 5,000 open elected positions at the local level over the next 5 years.**

**The Institute partners with local Chambers of Commerce and other pro-jobs organizations across Florida to host non-partisan campaign schools and training programs.**

**Whether you are in office, or interested in running for office now or in the future, this is the program for you.**

**www.FIPL.org**

For more information,
contact Rick Asnani, Executive Director,
Florida Institute for Political Leadership
(561) 689-9787 | Rick@FIPL.org

# 2022 Florida Election Guide

A guide to the candidates and Constitutional amendments that support job creation, growing the economy, and securing Florida's future.

FLORIDA CHAMBER of Commerce

WWW.FLCHAMBER.COM

PAID POLITICAL ADVERTISEMENT PAID FOR BY
THE FLORIDA CHAMBER OF COMMERCE,
136 S. BRONOUGH ST., TALLAHASSEE, FL 32301