



**FLORIDA
CHAMBER**
of Commerce

#CHAMBERSTRONG

Uniting Business for Good

Florida Chamber Federation Monthly Update
Thursday, December 10, 2020
mwilson@flchamber.com

**FLORIDA
CHAMBER**
of Commerce

I. Welcome and What to Expect Today

Monthly Federation Update Agenda

- I. Welcome and What to Expect Today
- II. Updated Local Chamber Survey Results
- III. President's Report
- IV. Federal D.C. Lame Duck Update (What Congress is Thinking About)
- V. Balance Of Power Outlook In Washington
- VI. 2021 Session Preview
- VII. Additional Local Chamber Survey Results
- VIII. Special Briefing from Florida Surgeon General Dr. Scott Rivkees
- IX. Economic Update from The Florida Chamber's Chief Economist
- X. Recruiting Better Local Candidates
- XI. Upcoming Engagement Opportunities for Local Chambers
- XII. Open Discussion and Q&A

THE FLORIDA SCORECARD

METRICS TO HELP SECURE FLORIDA'S FUTURE

View County Data...



TALENT SUPPLY
& EDUCATION



INNOVATION &
ECON. DEVELOP.



INFRASTRUCTURE &
GROWTH LEADERSHIP



BUSINESS CLIMATE &
COMPETITIVENESS



CIVICS &
GOVERNANCE



QUALITY
OF LIFE

State of Florida Metrics

Click any metric to get more information! (What is this?)

Florida FutureCast

FLORIDA POPULATION 12/09/2020

22,178,727

COVID-19

NUMBER OF COVID
CASES

1.07M

(Increasing)

Daily Average New Cases

8,605.0

(Decreasing)

WEEKLY PERCENT OF
POSITIVE CASES

8.61%

(Increasing)

DAYS SINCE 1ST
CONFIRMED COVID-19
CASE

282



OPEN JOBS

359,200

(Increasing)

659,000

Unemployed Persons
(Declining)

COVID-19 Resources

Polk County COVID-19 Metrics

NUMBER OF COVID CASES

29,734
(Increasing)

Daily Average New Cases

217.4
(Increasing)

WEEKLY PERCENT OF POSITIVE CASES

9.07%
(Increasing)

DAYS SINCE 1ST CONFIRMED COVID-19 CASE

267

UNEMPLOYED PEOPLE

22,511
(Decreasing)

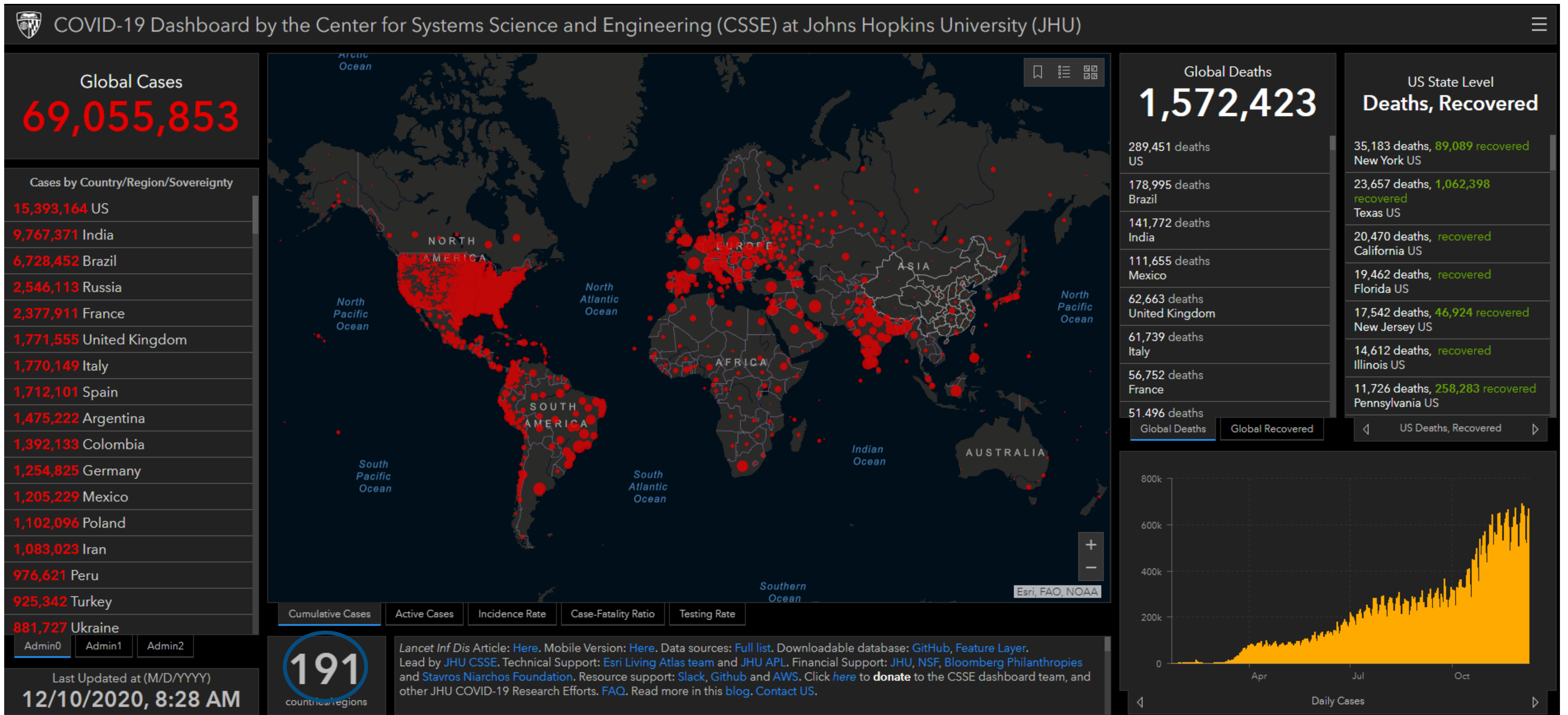
Jobs Year Over Year Change

-13,250

Provided by
THE FLORIDA SCORECARD
METRICS TO HELP SECURE FLORIDA'S FUTURE

**Number of cases indicates the cumulative total since the first case was diagnosed in Polk County. This number can only climb or remain steady and cannot decrease. For more information regarding statistics that affect our business community visit thefloridascorecard.org.*

191 Nations / Territories – 14 Million Visitors



Current COVID-19 Trends and Outlook

STATE POPULATION ^ v	DAILY NEW CASES PER 100K ^ v	INFECTION RATE ^ v	POSITIVE TEST RATE ^ v	ICU HEADROOM USED ^ v	TRACERS HIRED ^ v
1 ● Rhode Island 1,060,000	● 122.6	● 1.14	● 9.3%	● 52%	● 3%
2 ● Indiana 6,730,000	● 102.6	● 1.03	● 18.0%	● 79%	● 5%
3 ● Utah 3,210,000	● 97.6	● 0.99	● 20.2%	● 91%	● 8%
4 ● South Dakota 885,000	● 97.5	● 0.89	● 20.1%	● 88%	● 8%
5 ● Alaska 732,000	● 96.5	● 1.07	● 8.3%	● 67%	● 7%
6 ● Nebraska 1,930,000	● 94.9	● 0.94	● 20.3%	● 59%	● 11%
7 ● Minnesota 5,640,000	● 94.7	● 0.96	● 14.0%	● 28%	● 4%
44 ● Florida 21,500,000	● 43.6	● 1.09	● 10.6%	● 48%	● 6%

Current COVID-19 Trends and Outlook

Florida

 SHARE

 RECEIVE ALERTS



COVID RISK LEVEL

Active or imminent outbreak

Florida is either actively experiencing an outbreak or is at extreme risk. COVID cases are exponentially growing and/or Florida's COVID preparedness is significantly below international standards.



ALERT

The U.S. is in a third COVID wave. Exercise extra caution in order to reduce your risk of infection, to avoid infecting others, and to avoid overwhelming our healthcare system. [Learn more.](#)

DAILY NEW CASES

● **44.2** PER 100K

Dangerous number of new cases

INFECTION RATE

● **1.10**

COVID is still spreading, but slowly

POSITIVE TEST RATE

● **10.6%**

Indicates insufficient testing

ICU HEADROOM USED

● **47%**

Can likely handle a new wave of COVID

TRACERS HIRED

● **5%**

Too many cases and too few tracers hired

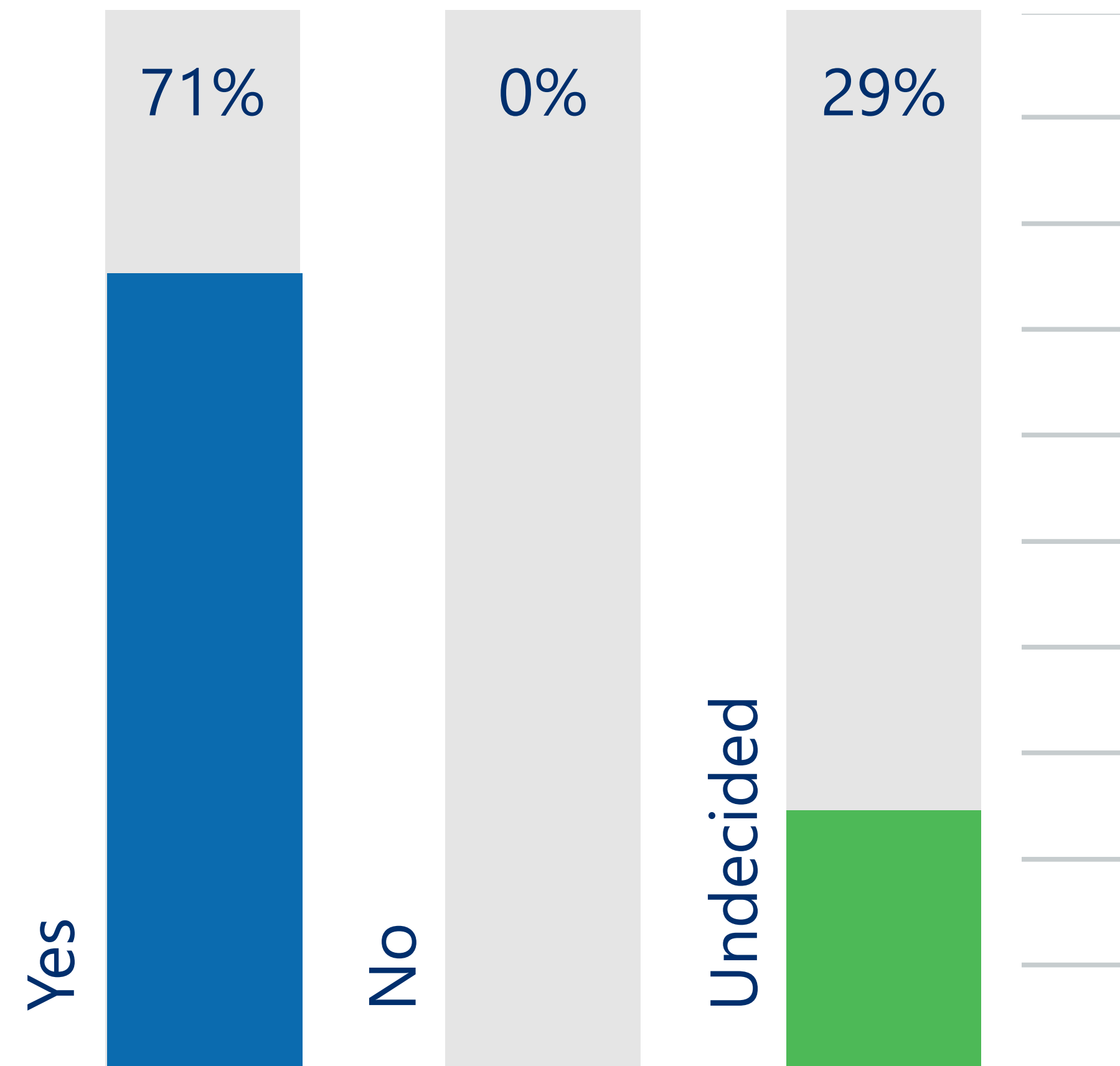
Current COVID-19 Trends and Outlook

COUNTY POPULATION	DAILY NEW CASES PER 100K	INFECTION RATE	POSITIVE TEST RATE	ICU HEADROOM USED	TRACERS HIRED
^ v	^ v	^ v	^ v	^ v	^ v
1 ● Putnam Co. 75,000	● 38.7	● 1.19	● 10.5%	● 100%	● ---
2 ● Columbia Co. 72,000	● 32.9	● 1.04	● 8.0%	● 100%	● ---
3 ● Okeechobee Co. 42,000	● 26.1	● 0.81	● 10.2%	● 100%	● ---
4 ● Nassau Co. 89,000	● 44.5	● 1.13	● 7.4%	● 100%	● ---
5 ● Okaloosa Co. 210,000	● 66.8	● 1.12	● 12.9%	● 75%	● ---
6 ● Manatee Co. 400,000	● 33.3	● 1.00	● 7.1%	● 73%	● ---

II. Updated Local Chamber Survey Results

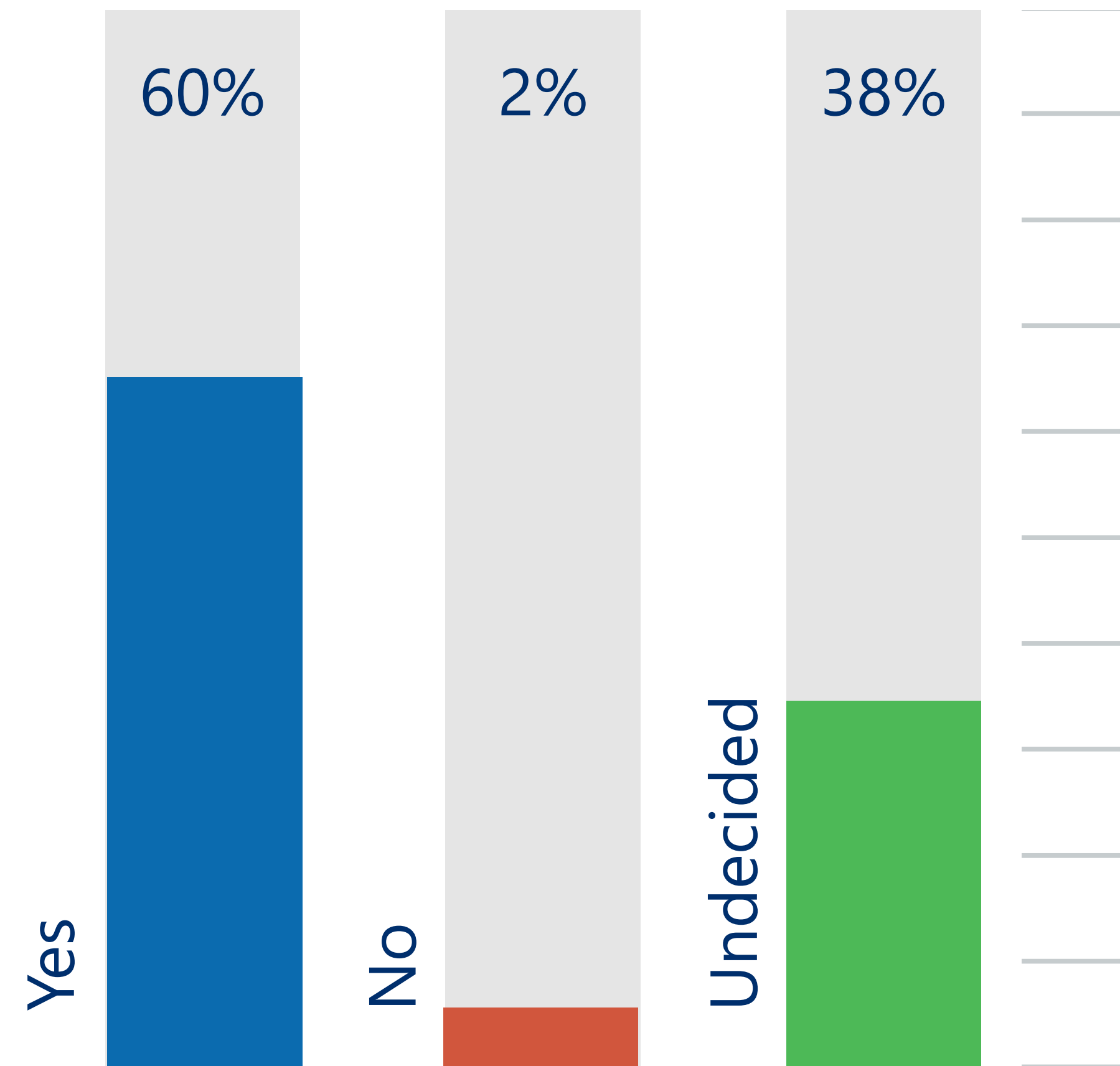
Local Chamber Survey Results

Does your Chamber support the Florida Chamber's efforts for to provide COVID-19 liability protection to businesses that have made efforts to follow state and federal health guidelines?



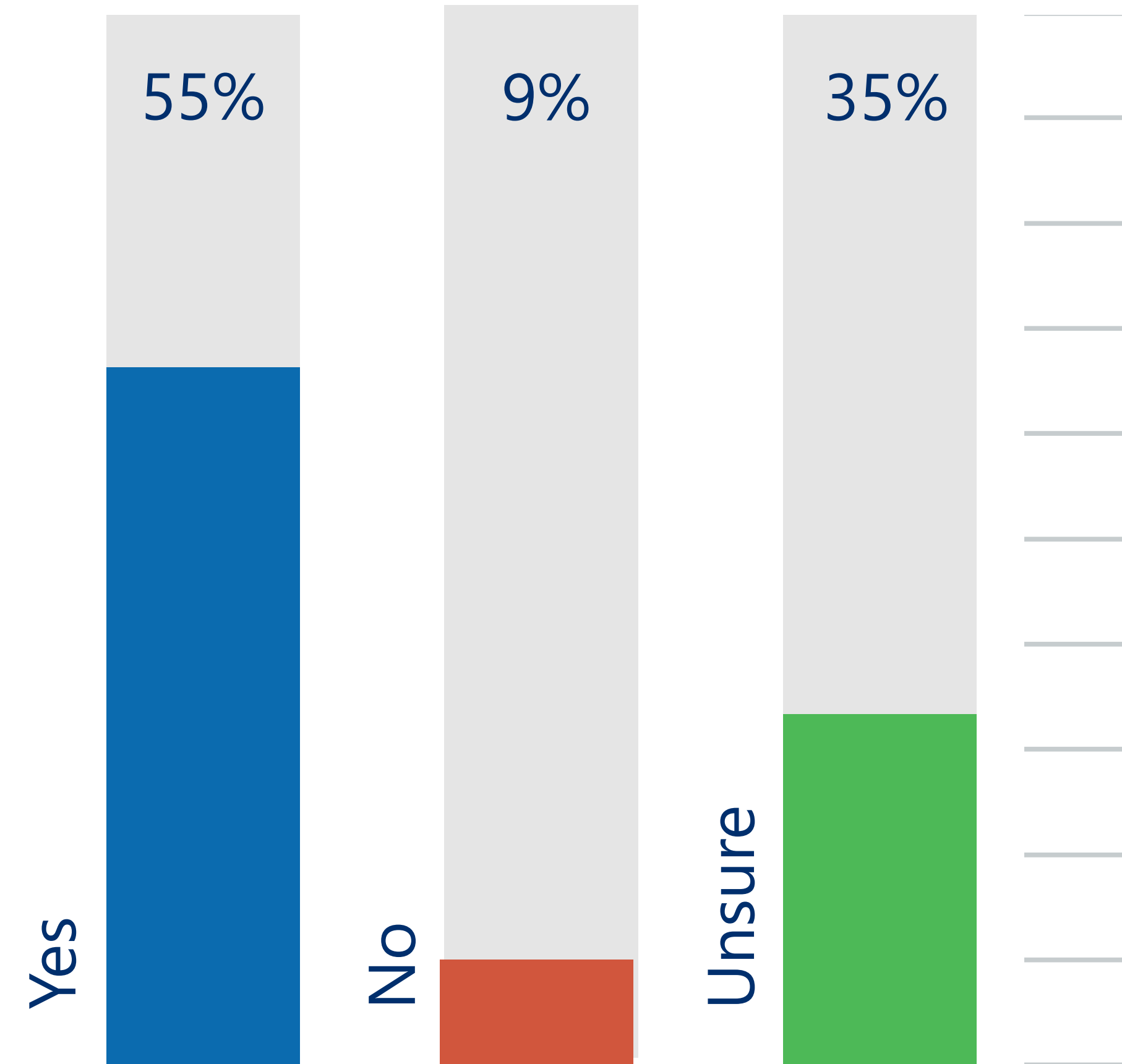
Local Chamber Survey Results

Florida is 1 of only 2 states that do not collect sales tax on online purchases. Does your Chamber stand with the Florida Chamber's efforts for Florida to collect this sales tax?



Local Chamber Survey Results

Is your Chamber interested in learning more about being your county's prosperity host for our Prosperity Florida Initiative, which seeks to cut childhood poverty in half by 2030?

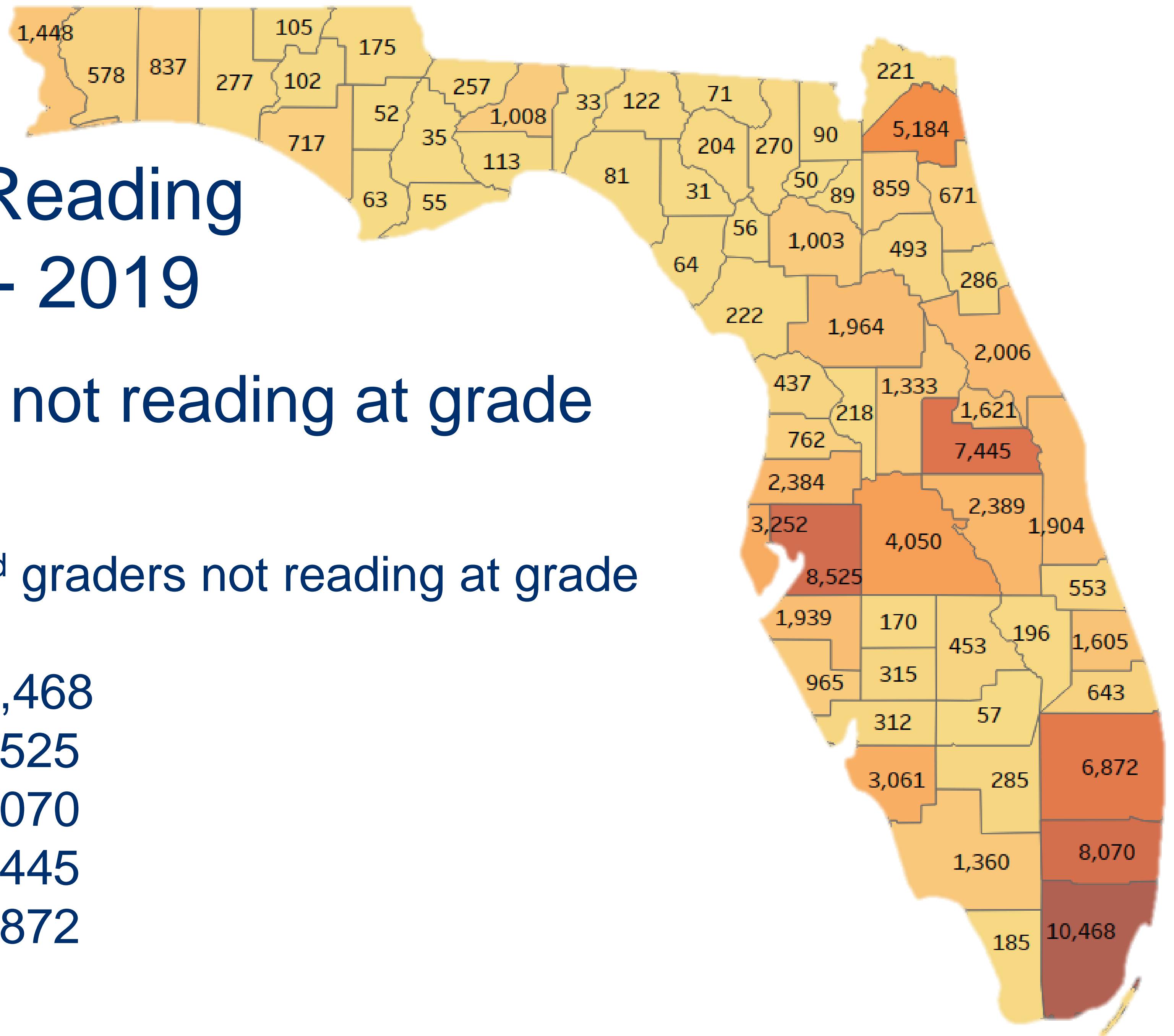


3rd Graders Not Reading at Grade Level - 2019

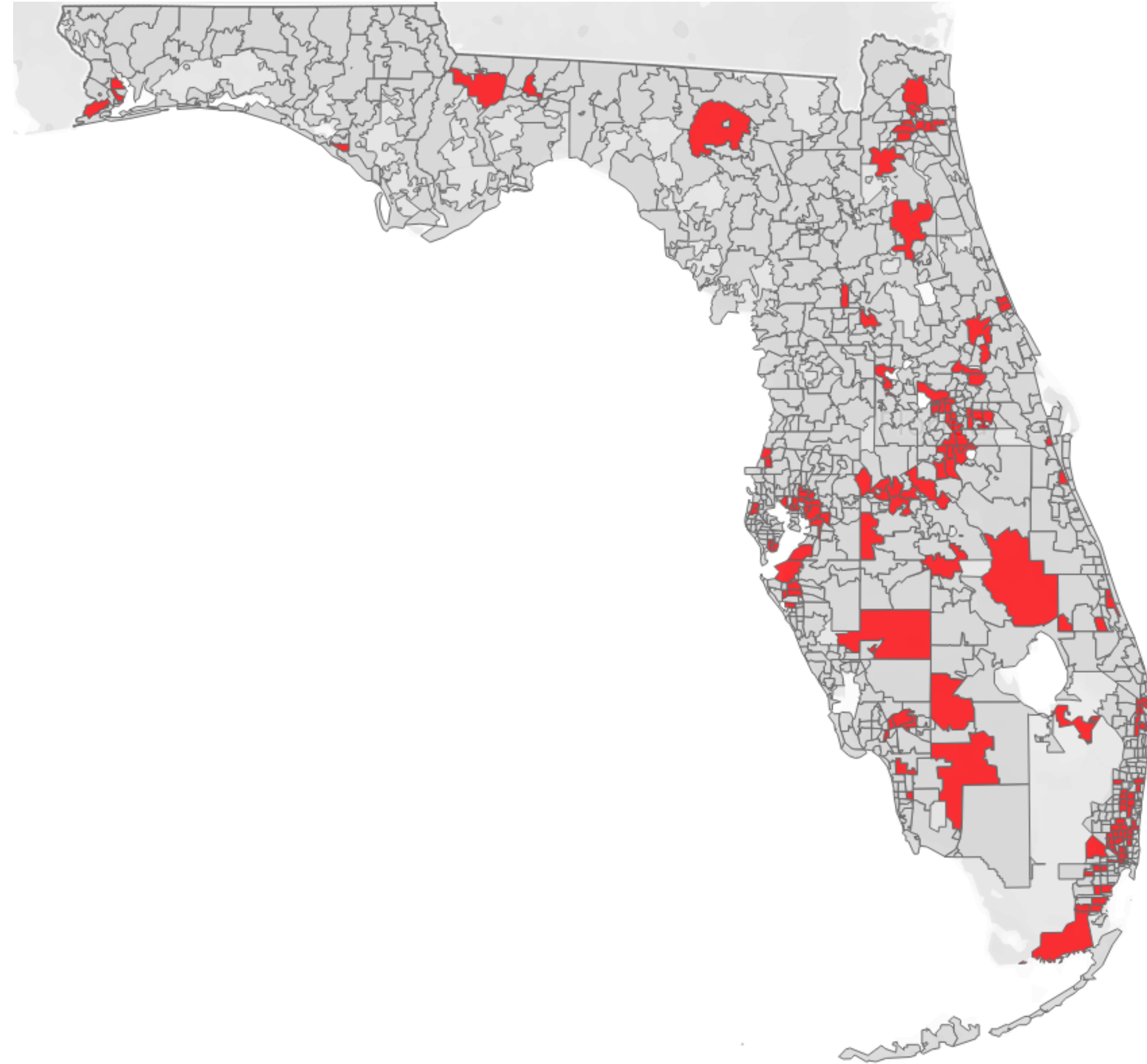
91,066 3rd graders not reading at grade level

Counties with most 3rd graders not reading at grade level

- | | |
|-----------------|--------|
| 1. Miami-Dade | 10,468 |
| 2. Hillsborough | 8,525 |
| 3. Broward | 8,070 |
| 4. Orange | 7,445 |
| 5. Palm Beach | 6,872 |



Closing Florida's Equity Gaps: Zip Code Analysis of Childhood Poverty



There are **870,505 kids**
in Florida living in Poverty

*HALF (over 450,000) of children in
poverty live in just 150 (15%) of
Florida's 983 Zip Codes*

Duval County 3rd Grade Reading

theFloridaGapMap.org

Under-18 Poverty numbers and rates for all 983 of Florida's Zip Codes

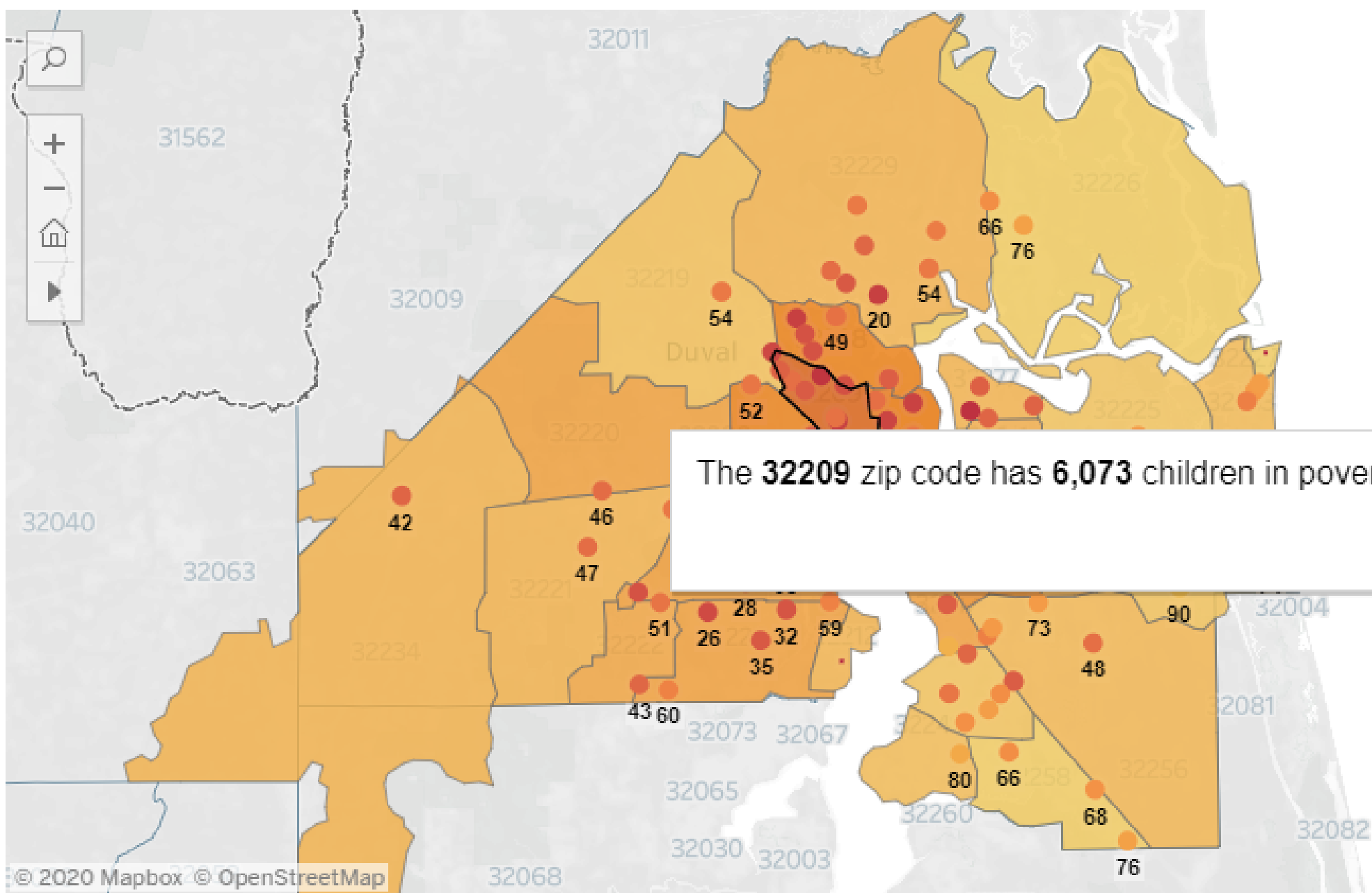
3rd-grade reading scores for every Public School in Florida

List of schools by County, their 3rd grade reading scores, and number of kids not reading at grade level



Florida Chamber Foundation Prosperity Initiative

Elementary School Reading Proficiency and Poverty Rate of Children



The Third Grade Reading Score is the percentage of students who achieved Level 3 or Above in the 3rd Grade Reading Florida Standards Assessment. The map to the left shows each elementary school mapped with its score alongside the under-18 poverty rate of the school's zip code.

Filter by County

Duval County

Map Legends:

The 32209 zip code has 6,073 children in poverty. That is a 62.4% Under-18 poverty rate.

0.0% 100.0%

Helpful Hint:

Zooming in to more detail? Hit the "Zoom Home" button in the top left hand corner of the map before navigating to a new county.

Third grade reading scores are available below for each of the elementary schools in the county. Scroll down to see all of the school listings.

Elementary School Reading Scores in Duval County

School Name	Kids Not Reading At Grade Level	Third Grade Reading Score
ABESS PARK ELEMENTARY SCHOOL	42	55
ALIMACANI ELEMENTARY SCHOOL	26	81
ANDREW A. ROBINSON ELEMENTARY SCHOOL	105	23
ANNIE R. MORGAN ELEMENTARY SCHOOL	39	22
ARLINGTON ELEMENTARY SCHOOL	20	52
ARLINGTON HEIGHTS ELEMENTARY SCHOOL	31	39

Dashboard powered by the



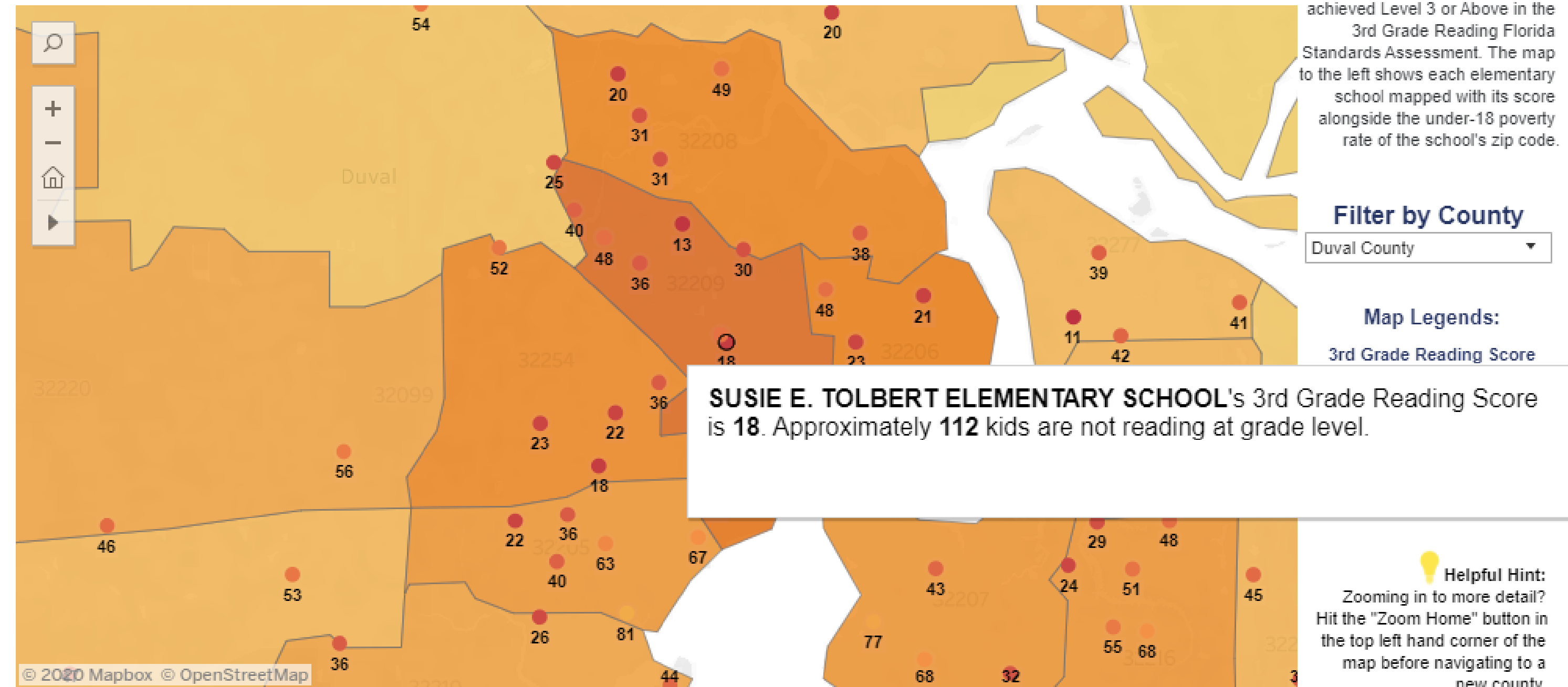
Duval County Childhood Poverty

theFloridaGapMap.org



Florida Chamber Foundation Prosperity Initiative

Elementary School Reading Proficiency and Poverty Rate of Children



Third grade reading scores are available below for each of the elementary schools in the county. Scroll down to see all of the school listings.

Elementary School Reading Scores in Duval County

School Name	Kids Not Reading At Grade Level	Third Grade Reading Score
ABESS PARK ELEMENTARY SCHOOL	42	55
ALIMACANI ELEMENTARY SCHOOL	26	81
ANDREW A. ROBINSON ELEMENTARY SCHOOL	105	23
ANNIE R. MORGAN ELEMENTARY SCHOOL	39	22
ARLINGTON ELEMENTARY SCHOOL	20	52
ARLINGTON HEIGHTS ELEMENTARY SCHOOL	31	39

Dashboard powered by the
Haas Center
UNIVERSITY of WEST FLORIDA



III. President's Report



Florida Local Chamber Recognition



Tiffany Esposito, President & CEO – SWFL Inc.
40 Under 40 Emerging Leaders Shaping the Chamber Industry



Tim Giuliani, CEO – Orlando Economic Partnership
Chairman's Award



Eric Godet, President & CEO – Greater Gainesville Chamber
Elected to ACCE Board of Directors

97% of Florida Chamber-Backed Candidates won in the 2020 Elections

Florida Senate – 12 of 12

Florida House – 74 of 77

107 of 112 Chamber Backed Candidates Won in 2020

Senate General Election Endorsements:

District 1: Senator Doug Broxson

District 5: Jennifer Bradley

District 7: Senator Travis Hutson

District 9: Jason Brodeur

District 11: Senator Randolph Bracy

District 17: Senator Debbie Mayfield

District 20: Danny Burgess

District 21: Jim Boyd

District 23: Senator Joe Gruters

District 25: Senator Gayle Harrell

District 27: Ray Rodrigues

District 39: Ana Maria Rodriguez

**House General
Election
Endorsements**

House General Election Endorsements :	Representative Cord Byrd
District 1:	District 12: Representative Clay
Michelle Salzman	Yarborough
District 2:	District 15: Representative Wyman
Representative Robert Alexander	Duggan
"Alex" Andrade	District 16: Representative Jason Fischer
District 3:	District 17: Representative Cyndi Williamson
Representative Jay	Stevenson
Williamson	District 18: Sam Garrison
District 4: Patt Maney	District 19: Representative Jay Trumbull
District 6:	District 7: Representative Bobby Payne
Representative Jay Trumbull	District 21: Representative Charles Wesley
District 7:	"Chuck"
Representative Jason Shoaf	Clemons, Sr.
District 10:	District 22: Joe Harding
Representative Robert Charles "Chuck"	District 23:
Brannan III	
District 11:	

Representative Cord Byrd District 12:	Representative Stan McClain District 24:
Representative Clay Yarborough District 15:	Representative Paul Renner District 25:
Representative Wyman Duggan District 16:	Representative Thomas J. "Tom" Leek District 26:
Representative Jason Fischer District 17:	Representative Elizabeth Anne Fetterhoff District 27:
Representative Cyndi Stevenson District 18: Sam Garrison District 19:	Webster Barnaby District 28:
Representative Bobby Payne District 21:	Representative David Smith District 29:
Representative Charles Wesley "Chuck" Clemons, Sr. District 22: Joe Harding District 23:	Representative Scott Plakon District 30: Bob Cortes District 31: Keith Truenow District 32:
	Representative Anthony Sabatini

District 33:	Killebrew
Representative	District 42: Fred
Brett Thomas	Hawkins
Hage	District 44:
District 34:	Bruno
Representative	Portigliatti
Ralph E.	District 47:
Massullo, MD	Jeremy Sisson
District 35:	District 50:
Representative	Representative
Blaise Ingoglia	Rene "Coach
District 36:	P" Plasencia
Representative	District 51:
Amber Mariano	Representative
District 37:	Tyler I. Sirois
Representative	District 52:
Ardian Zika	Representative
District 38:	Thad Altman
Representative	District 53:
Randy	Representative
Maggard	Randy Fine
District 39:	District 55:
Representative	Kaylee Tuck
Josie Tomkow	District 56:
District 40:	Representative
Representative	Melony M. Bell
Colleen Burton	District 57:
District 41:	Representative
Representative	Mike Beltran
Sam H.	District 58:

Killebrew	Representative
District 42: Fred	Lawrence
Hawkins	McClure
District 44:	District 60:
Bruno	Representative
Portigliatti	Jackie Toledo
District 47:	District 65:
Jeremy Sisson	Speaker
District 50:	Designate
Representative	Chris Sprowls
Rene "Coach	District 66:
P" Plasencia	Representative
District 51:	Nick DiCeglie
Representative	District 67:
Tyler I. Sirois	Representative
District 52:	Chris Latvala
Representative	District 71:
Thad Altman	Representative
District 53:	William Cloud
Representative	"Will"
Randy Fine	Robinson, Jr.
District 55:	District 72:
Kaylee Tuck	Fiona
District 56:	McFarland
Representative	District 73:
Melony M. Bell	Representative
District 57:	Tommy
Representative	Gregory
Mike Beltran	District 74:
District 58:	Representative

Representative Lawrence McClure	James Buchanan District 75:
District 60: Representative Jackie Toledo	Representative Michael Grant District 76:
District 65: Speaker Designate Chris Sprowls	Adam Botana District 77: Mike Giallombardo
District 66: Representative Nick DiCeglie	District 78: Jenna Persons District 79:
District 67: Representative Chris Latvala	Representative Spencer Roach District 80:
District 71: Representative William Cloud	Lauren Melo District 83: Representative Toby Overdorf
"Will" Robinson, Jr.	District 84: Dana Trabulsky
District 72: Fiona McFarland	District 85: Representative Rick Roth
District 73: Representative Tommy Gregory	District 89: Representative Mike Caruso
District 74: Representative	District 93: Representative

James Buchanan	Chip LaMarca
District 75:	District 103:
Representative Tom Fabricio	District 105:
Michael Grant	David Borrero
District 76:	District 106:
Adam Botana	Representative
District 77:	Bob Rommel
Mike	District 110:
Giallombardo	Alex Rizo
District 78:	District 111:
Jenna Persons	Representative
District 79:	Bryan Avila
Representative	District 112:
Spencer Roach	Representative
District 80:	Nicholas X.
Lauren Melo	Duran
District 83:	District 114:
Representative	Demi Busatta
Toby Overdorf	Cabrera
District 84:	District 115:
Dana Trabulsy	Representative
District 85:	Vance Arthur
Representative	Aloupis, Jr.
Rick Roth	District 116:
District 89:	Representative
Representative	Danny Perez
Mike Caruso	District 118:
District 93:	Representative
Representative	Anthony

Chip LaMarca	Rodriguez
District 103:	District 119:
Tom Fabricio	Representative
District 105:	Juan Alfonso
David Borrero	Fernandez-
District 106:	Barquin
Representative	District 120:
Bob Rommel	James "Jim"
District 110:	Vernon
Alex Rizo	Mooney Jr.
District 111:	
Representative	
Bryan Avila	
District 112:	
Representative	
Nicholas X.	
Duran	
District 114:	
Demi Busatta	
Cabrera	
District 115:	
Representative	
Vance Arthur	
Aloupis, Jr.	
District 116:	
Representative	
Danny Perez	
District 118:	
Representative	
Anthony	

Sample of Florida Chamber Positive Issue Ads

Share



Mooney.mp4



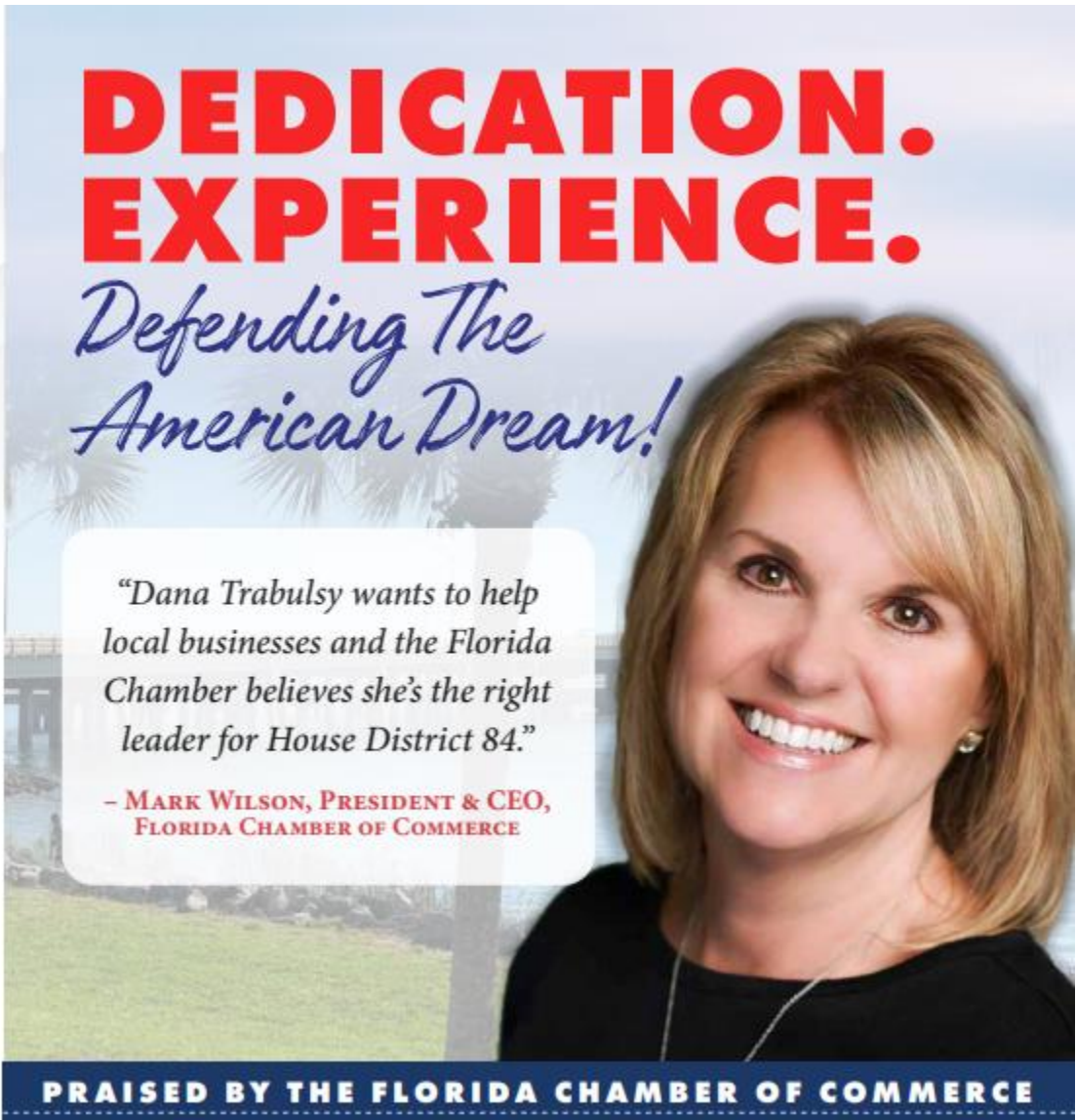
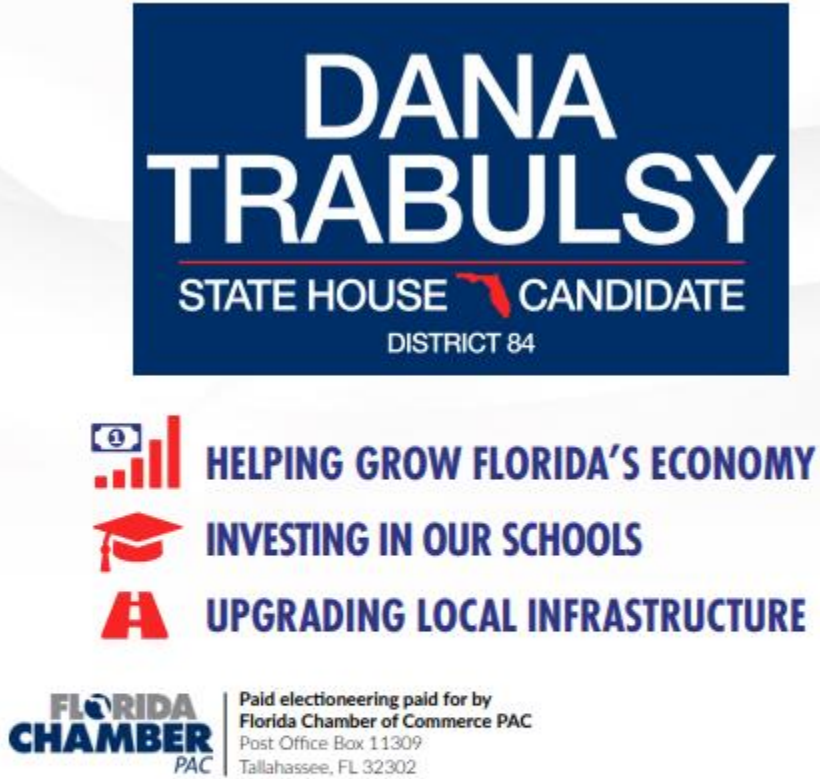
Rodriguez.mp4



Brodeur.mp4

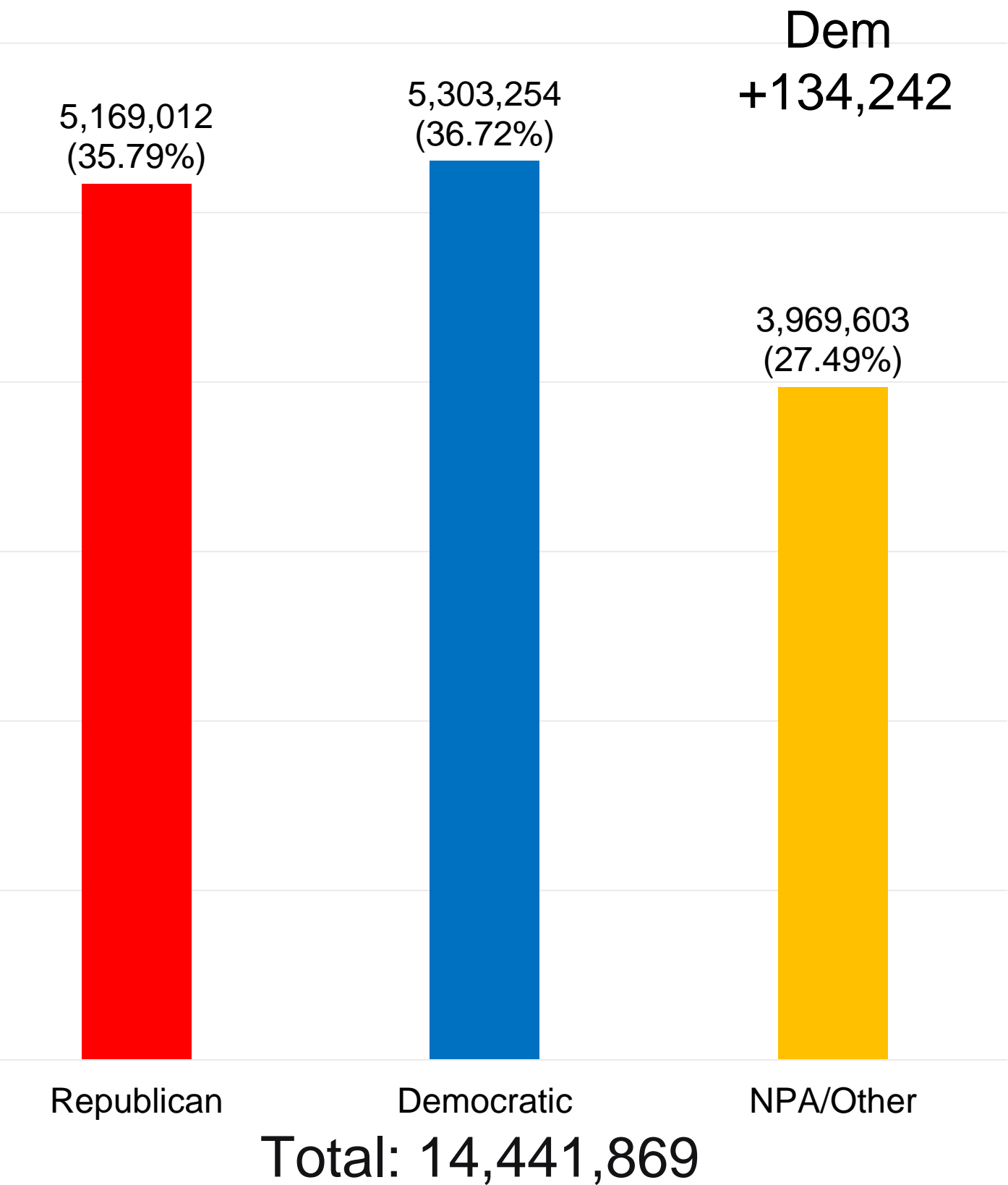


McFarland



Florida's Growing Electorate

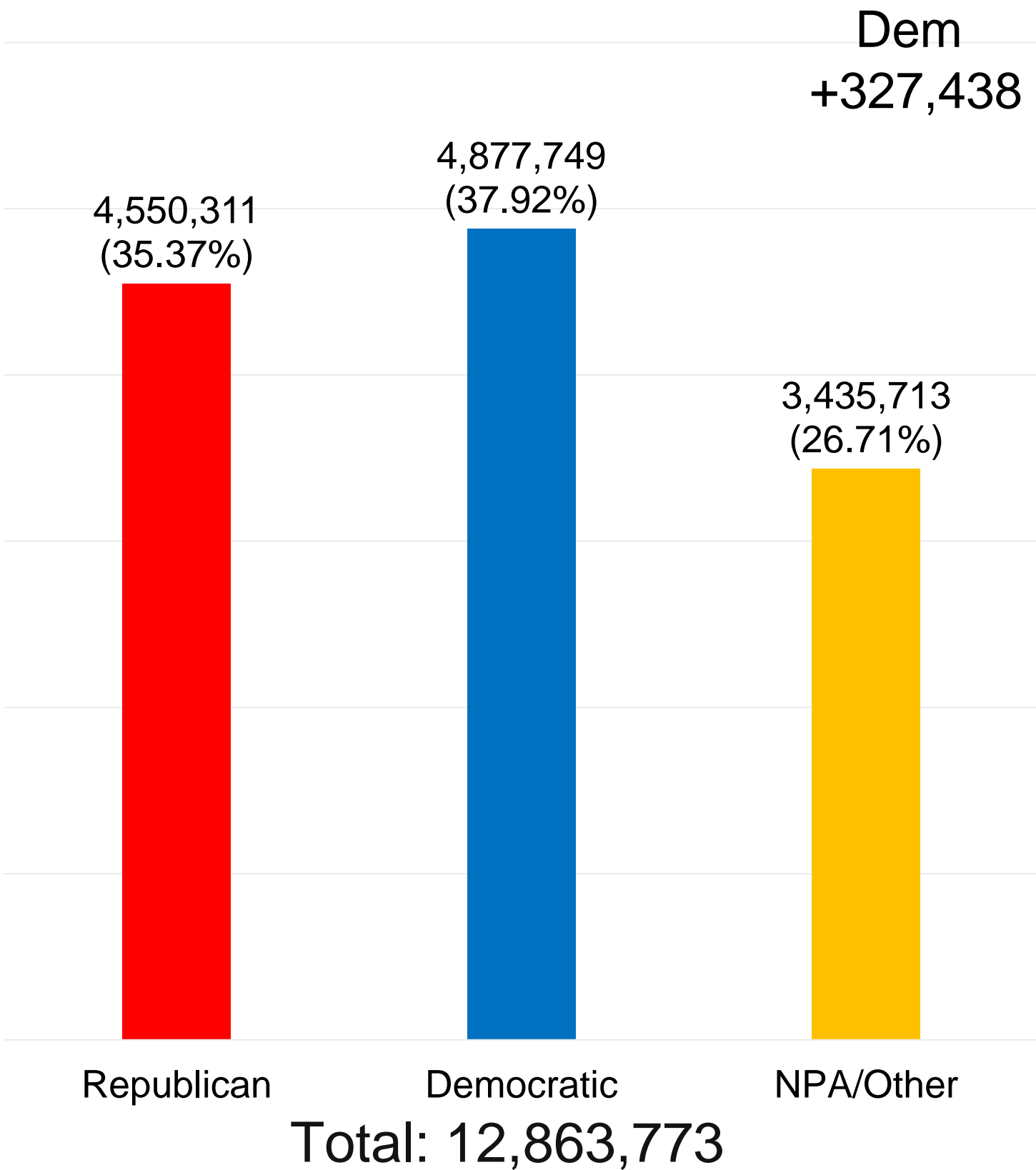
Florida Registration
(2020 general election bookclosing)



Florida's total voter registration for the 2020 general election was 14,441,869, an increase of 1,578,096 registered voters from four years earlier.

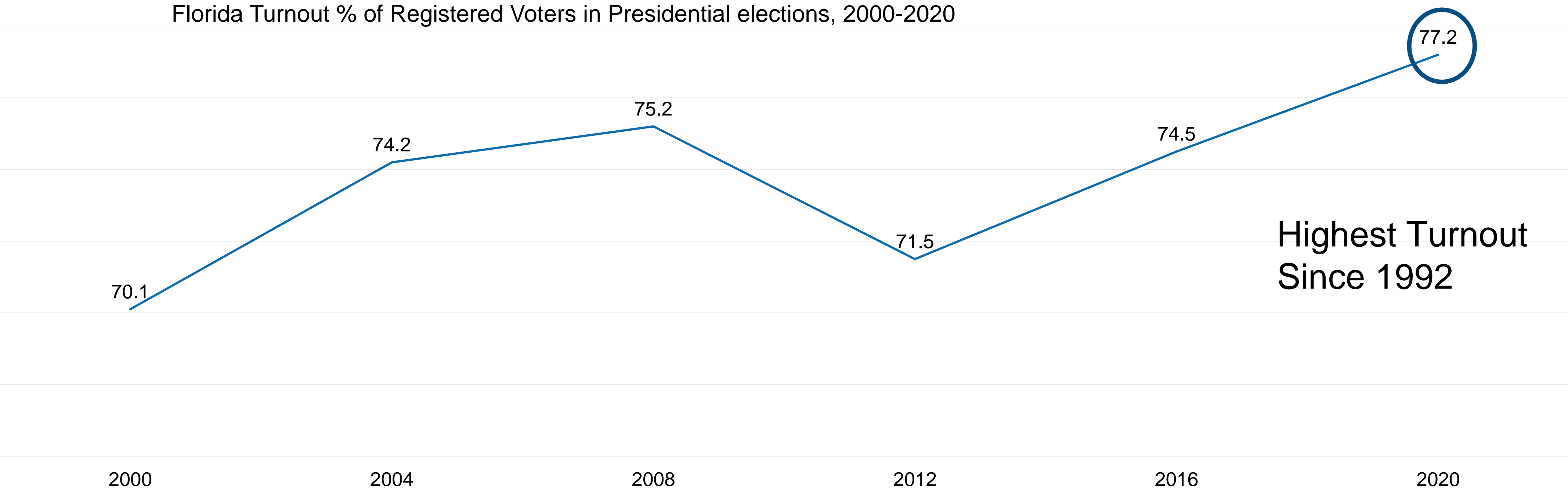
Republican: +618,701
NPA/Other: +533,890
Democratic: +425,505

Florida Registration
(2016 general election bookclosing)



Florida Voter Turnout

77.2% of all registered voters in Florida cast ballots in the 2020 general election.

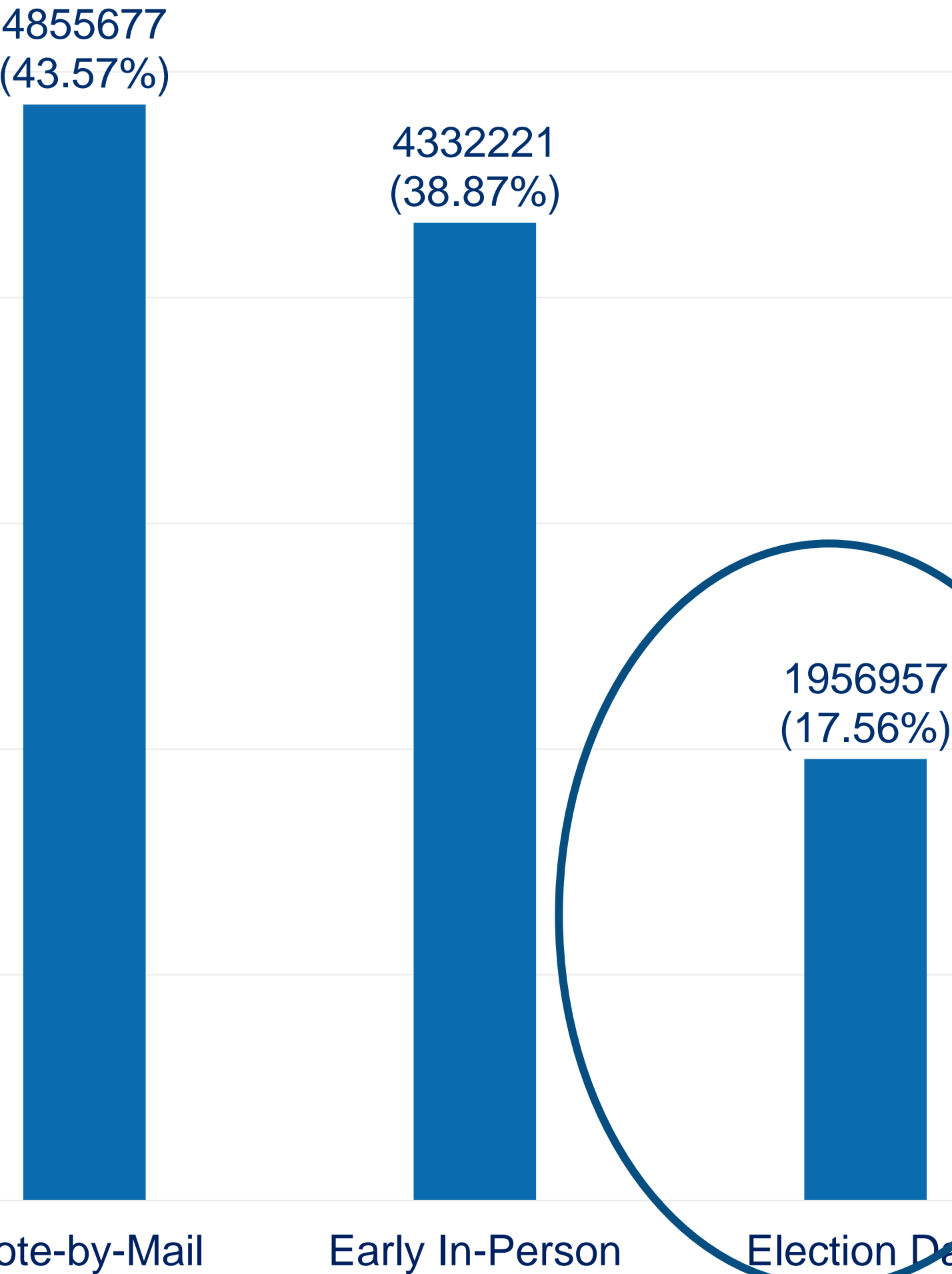
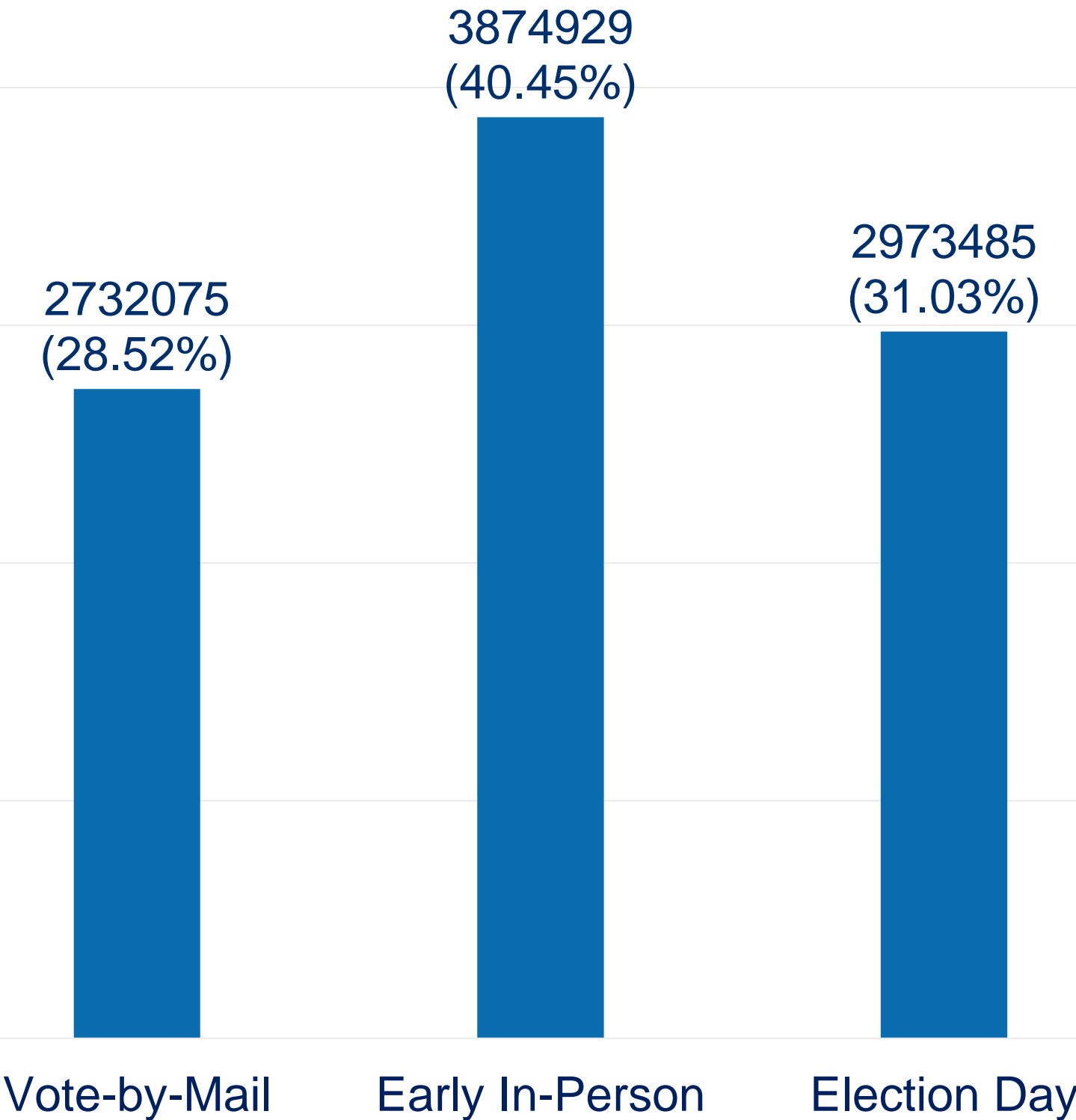


Record Voter Participation in Florida

Votes Cast by Method, 2016 General Election

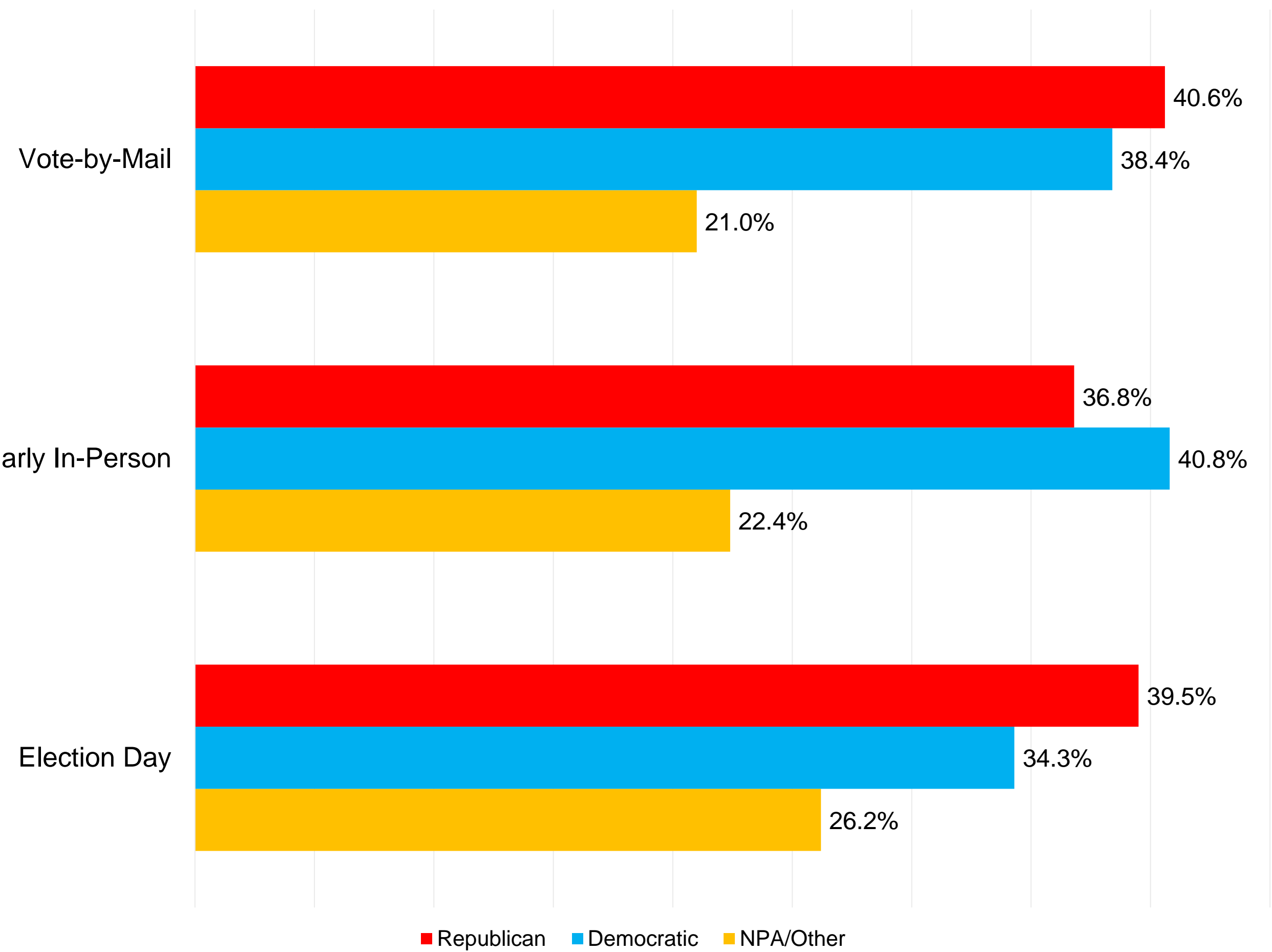
A total of 11,144,855 Floridians cast a ballot in the 2020 general election, (+1,564,366 over 2016)

Votes Cast by Method, 2020 General Election

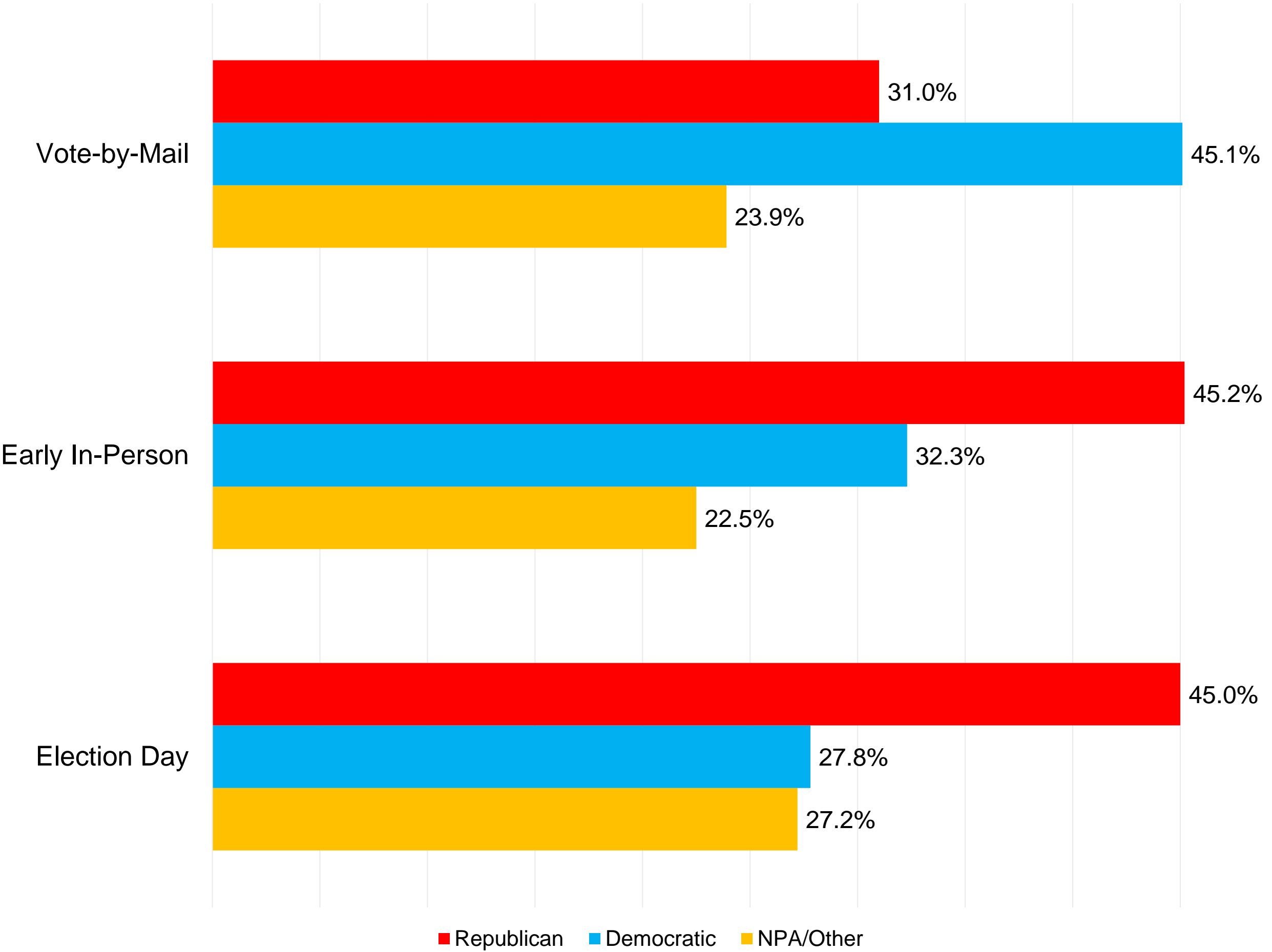


Voting Methods Become Polarized by Party

2016 Turnout Share by Party and Method of Vote



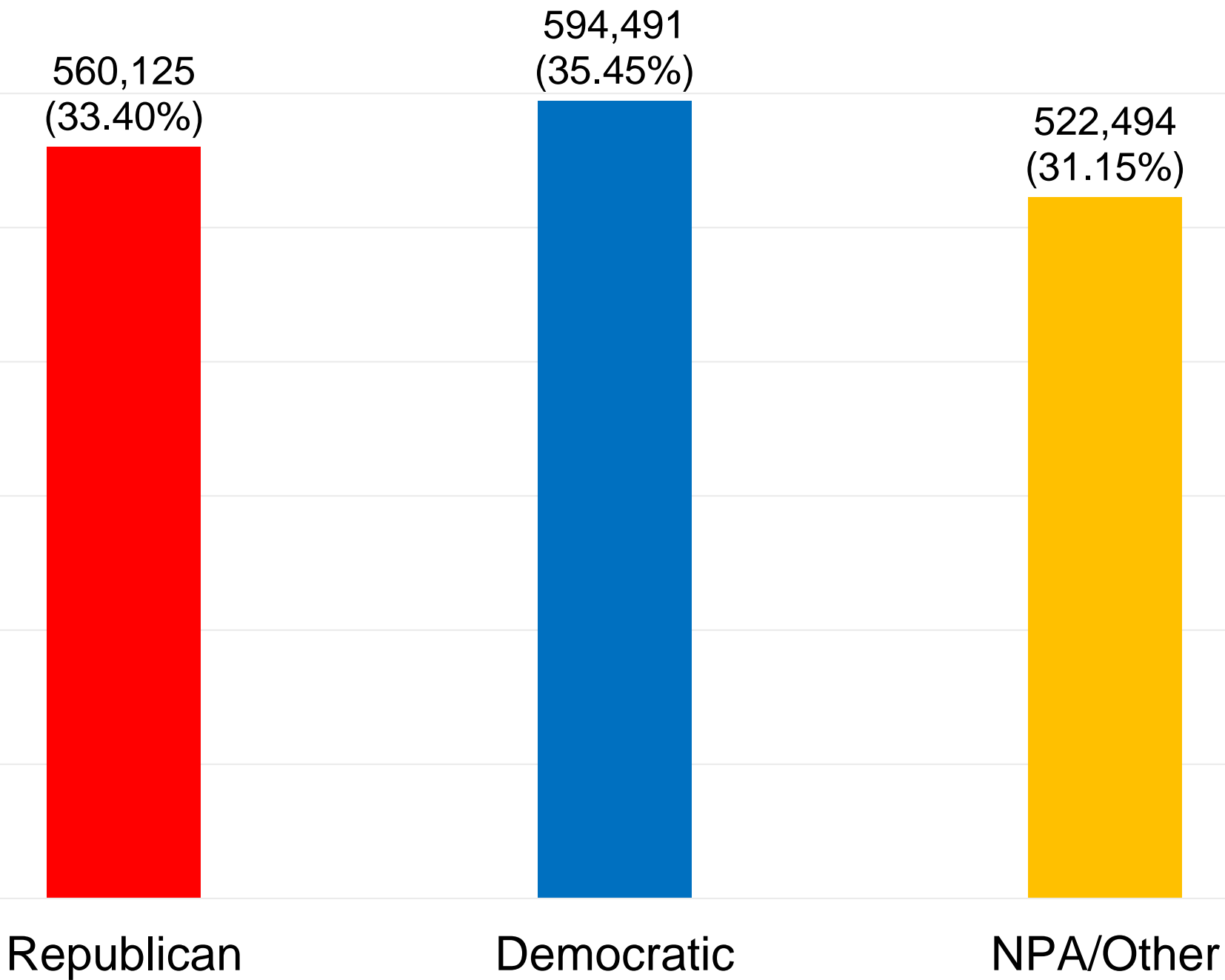
2020 Turnout Share by Party and Method of Vote



New Floridians Drive Record Turnout

Nearly one-fifth of Vote-by-Mail and Early votes cast in the 2020 general election came from new voters

New Voters Voting in 2020 by Party

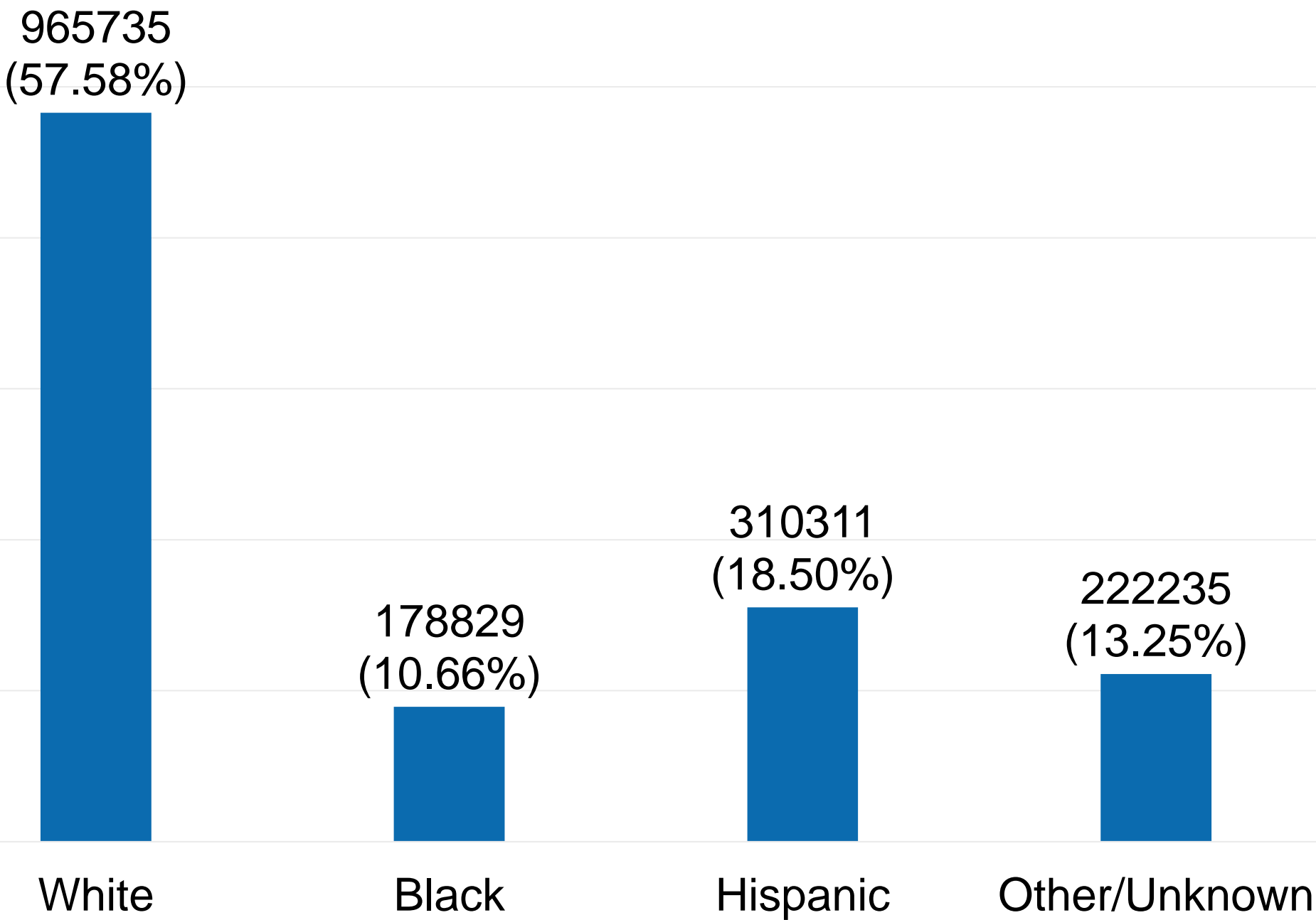


Voters casting ballots
who registered to vote
after Nov. 8, 2016:

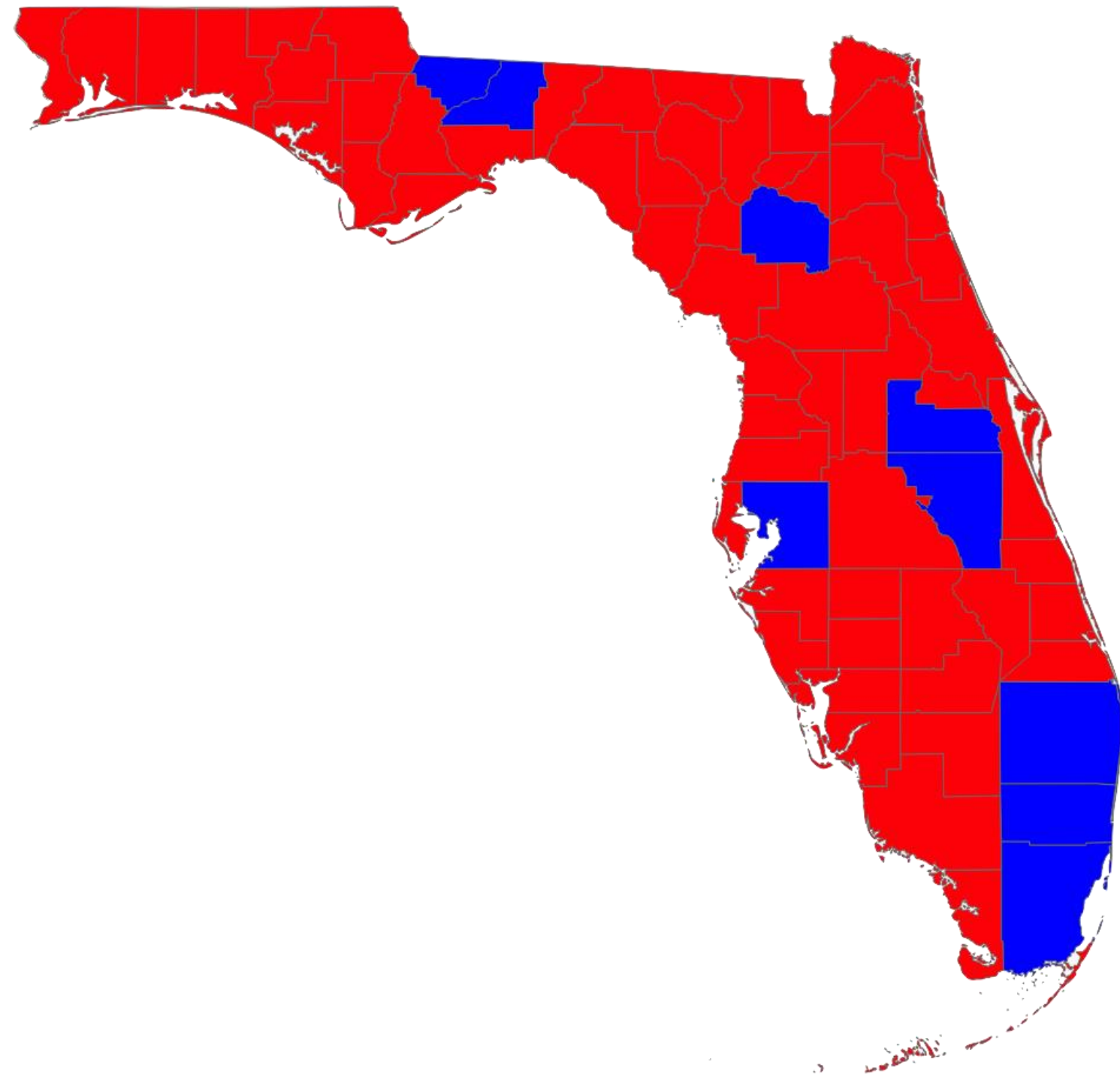
1,677,110*

(*VBM and Early Votes Only,
Pending DOE
Voter File Update on Election
Day Turnout)

New Voters Voting in 2020 by Race/Ethnicity



How it Looked: 2016 v 2020



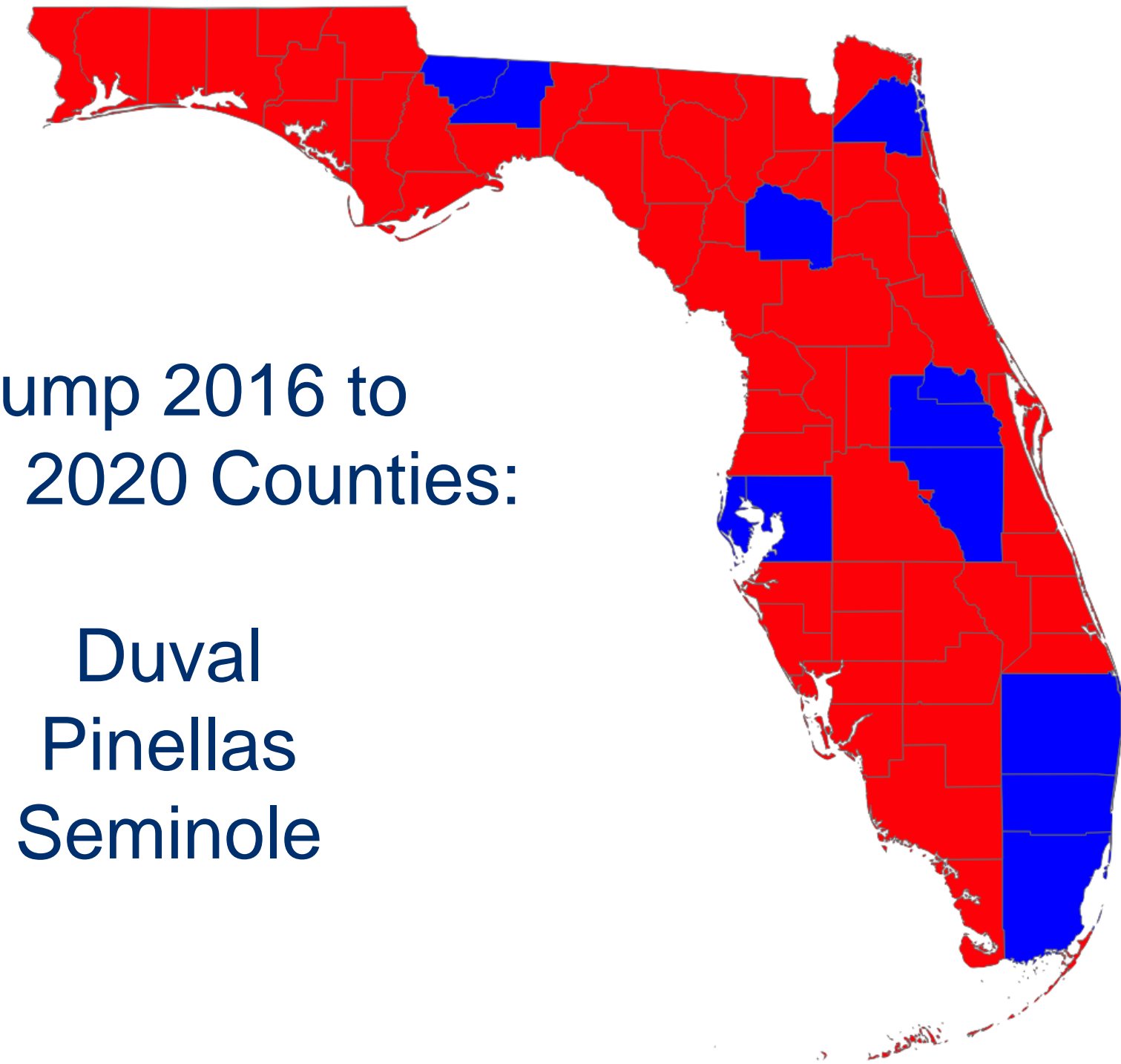
2016 Florida Presidential Results

Trump (R) – 4,617,886 (49.02%)

Trump (R) +112,911

Clinton (D) – 4,504,975 (47.82%)

Third Party – 297,178 (3.16%)



Trump 2016 to
Biden 2020 Counties:

Duval
Pinellas
Seminole

2020 Florida Presidential Results

Trump (R) – 5,659,590 (51.24%)

Trump (R) +373,476

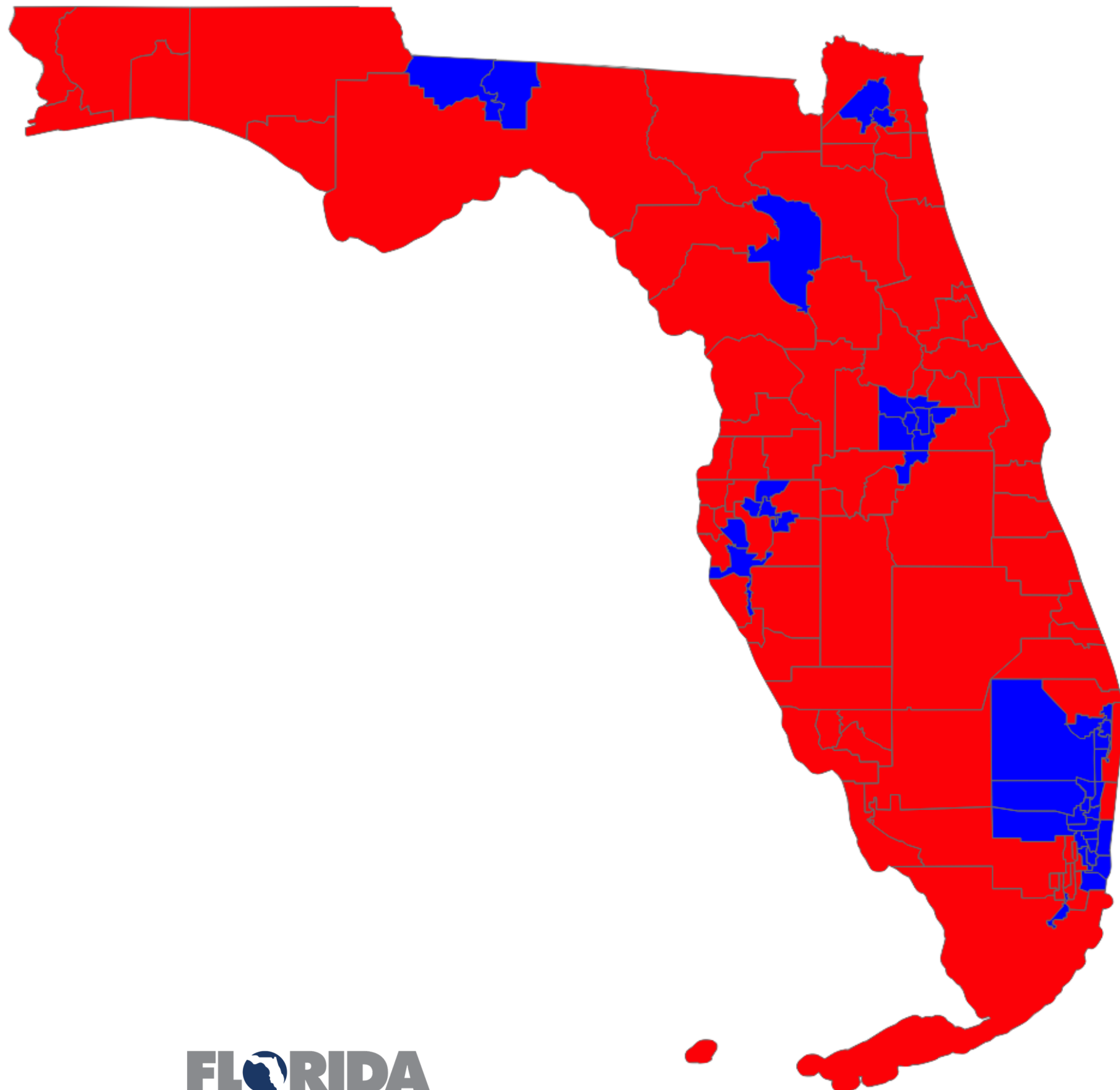
Biden (D) – 5,286,114 (47.86%)

Third Party – 100,254 (0.91%)

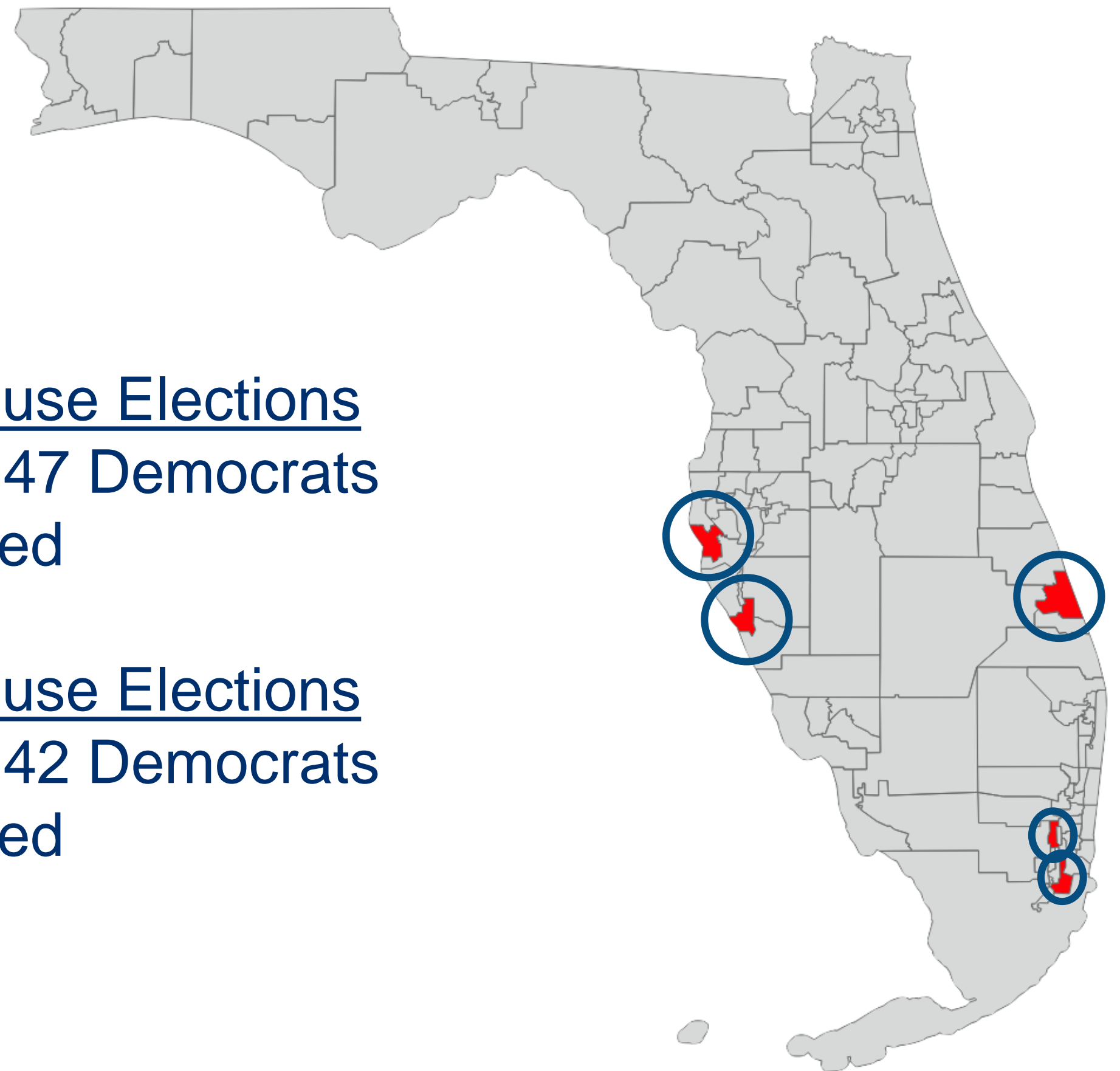
(Third Party -196,924)

Chris Sprowls becomes Speaker – House Republicans Gain 5 Seats

2020 Florida House Results Map



Seats Changing Party – 2018 to 2020 Elections



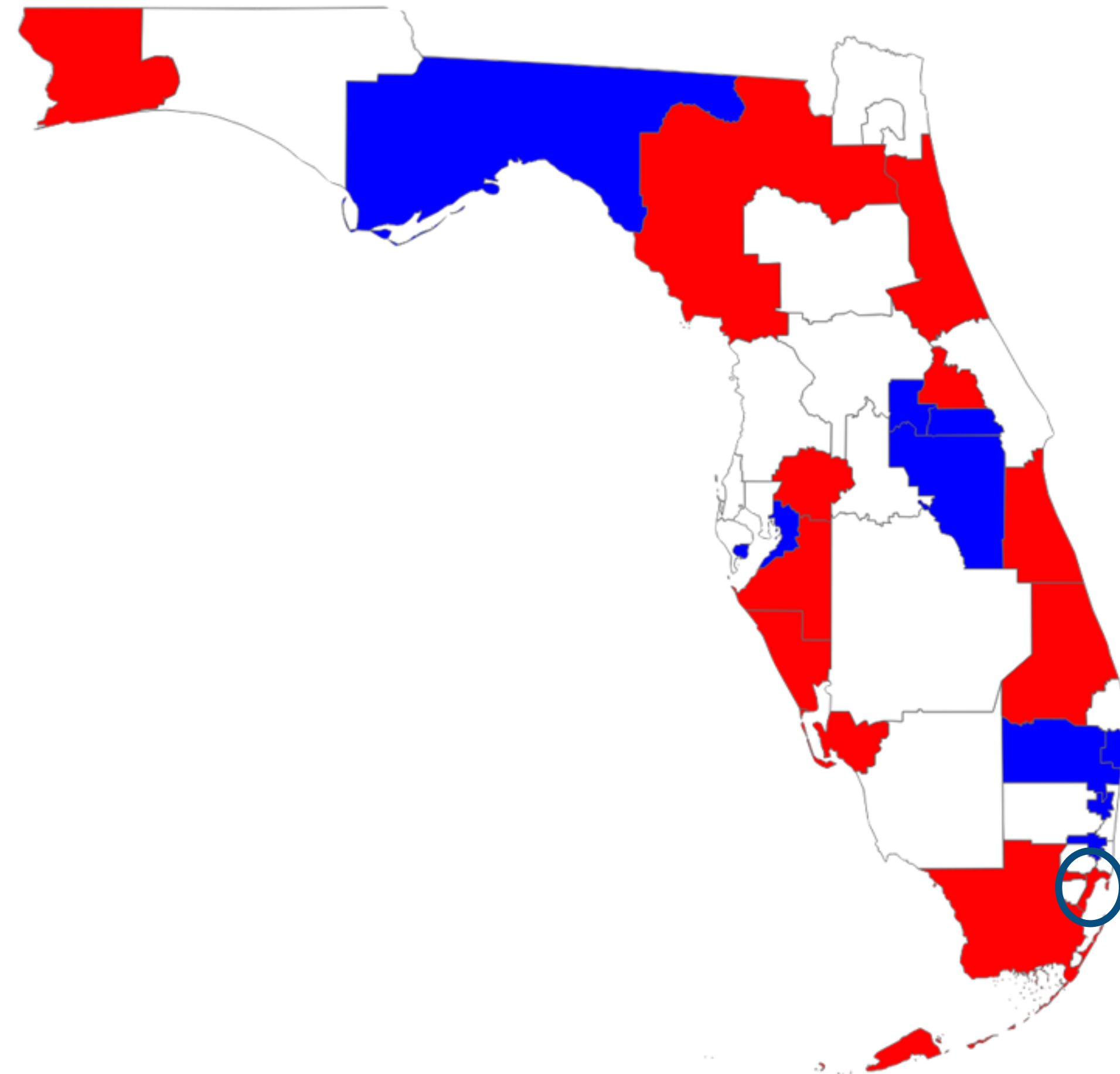
2018 Florida House Elections
73 Republicans, 47 Democrats
elected

2020 Florida House Elections
78 Republicans, 42 Democrats
elected

Wilton Simpson Defeats Gary Farmer and becomes Senate President – Republicans Gain 1 Seat

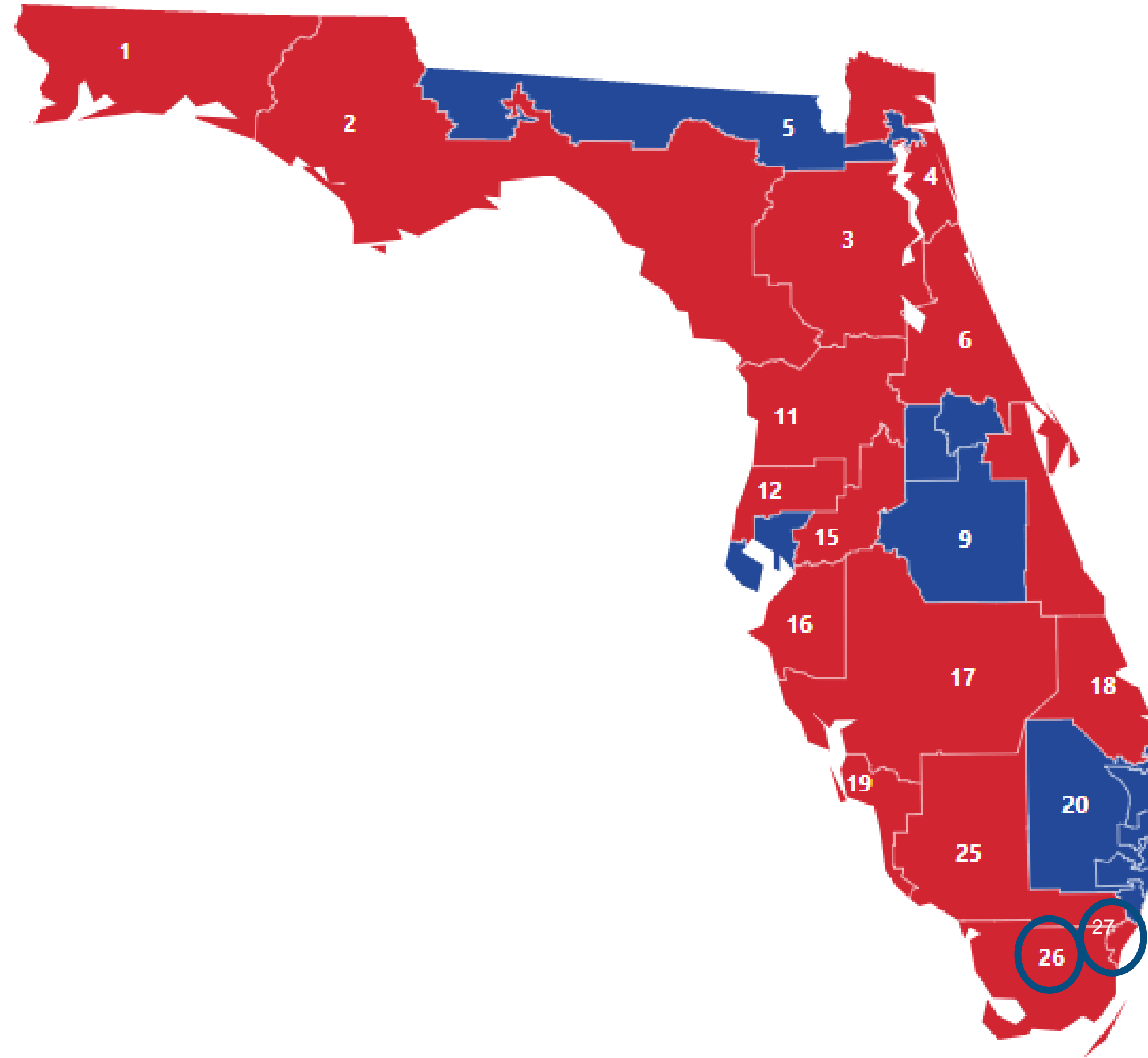
2018 Election Florida Senate
23 Republicans, 17 Democrats

2020 Election Florida Senate
24 Republicans, 16 Democrats



Florida Congressional Map (Republicans Pick up 2 Seats)

16 Republicans and 11 Democrats



5 New Members:

FL3 – Kat Cammack (R)

FL15 – Scott Franklin (R)

FL19 – Byron Donalds (R)

Republican Pick-Ups:

FL26 – Carlos Gimenez

FL27 – Maria Elvira Salazar

- **Post Redistricting** – Florida Likely Adds 2 More Seats

The 2022 Ballot

President and Vice President (Vote for One)	Shall Judge Scott Makar of the First District Court of Appeal be retained in office?	No. 1 Constitutional Amendment, Article VI, Section 2
<input type="radio"/> Donald J. Trump Michael R. Pence	<input type="radio"/> Yes	Citizenship Requirement to Vote in Florida Elections
<input type="radio"/> Joseph R. Biden Kamala D. Harris	<input type="radio"/> No	This amendment provides that only United States Citizens who are at least eighteen years of age, a permanent resident of Florida and registered to vote, as provided by law, shall be qualified to vote in a Florida election.
<input type="radio"/> Jo Jorgensen Jeremy "Spike" Cohen	<input type="radio"/> Yes	Because the proposed amendment is not expected to result in any changes to the vote registration process in Florida, it will have no impact on state or local government costs or revenue. Further, it will have no effect on the state's economy.
<input type="radio"/> Roque "Rocky" De La Fuente Darcy G. Richardson	<input type="radio"/> No	
<input type="radio"/> Gloria La Riva Sunil Freeman	<input type="radio"/> Yes	<input type="radio"/> Yes
<input type="radio"/> Howie Hawkins Angela Nicole Walker	<input type="radio"/> No	<input type="radio"/> No
<input type="radio"/> Don Blankenship William Mohr	<input type="radio"/> Yes	No. 2 Constitutional Amendment, Article X, Section 24
<input type="radio"/> Write-in _____	<input type="radio"/> No	Raising Florida's Minimum Wage
Representative in Congress District 2 (Vote for One)	Shall Judge Adam S. Tanenbaum of the First District Court of Appeal be retained in office?	Raises minimum wage to \$10.00 per hour effective September 30th, 2021. Each September 30th thereafter, minimum wage shall increase by \$1.00 per hour until the minimum wage reaches \$15.00 per hour on September 30th, 2026. From that point forward, future minimum wage increases shall revert to being adjusted annually for inflation starting September 30th, 2027.
<input type="radio"/> Neal Dunn	<input type="radio"/> Yes	State and local government costs will increase to comply with the new minimum wage levels. Additional annual wage costs will be approximately \$16 million in 2022, increasing to about \$540 million in 2027 and thereafter. Government actions to mitigate these costs are unlikely to produce material savings. Other government costs and revenue impacts, both positive and negative, are not quantifiable.
<input type="radio"/> Write-in _____	<input type="radio"/> No	THIS PROPOSED CONSTITUTIONAL AMENDMENT IS ESTIMATED TO HAVE A NET NEGATIVE IMPACT ON THE STATE BUDGET. THIS IMPACT MAY RESULT IN
State Senator District 3 (Vote for One)	Circuit Judge 2nd Judicial Circuit, Group 4 (Vote for One)	
<input type="radio"/> Marva Harris Preston	<input type="radio"/> Tiffany Baker	
<input type="radio"/> Lorraine Ausley	<input type="radio"/> Amanda P. Wall	
State Representative District 9 (Vote for One)	Board of County Commissioners At Large, Group 1 (Vote for One)	
<input type="radio"/> Jim Kallinger	<input type="radio"/> Carolyn Cummings	
	<input type="radio"/> Kelly Otte	
	<input type="radio"/> Write-in _____	
	City Commissioner Seat 2 (Vote for One)	

Governor, Attorney General, CFO, Commissioner of Agriculture

1 – U.S. Senate (Rubio)

27 – U.S. House of Representatives

40 – Florida State Senate
(Florida Senate is a 24-16 Republican majority)

120 – Florida State House
(Florida House is a 78-42 Republican majority)

State Attorney, Public Defender, County Commission, School Board

5 – Florida Supreme Court Justices
(Canady, Polston, Labarga, Couriel, Grosshans)

Constitutional Amendments?

Amendment 2 & The Impact on Florida Businesses

Thank You to These Local Chambers of Commerce who Stood with the Florida Chamber Against Amendment 2

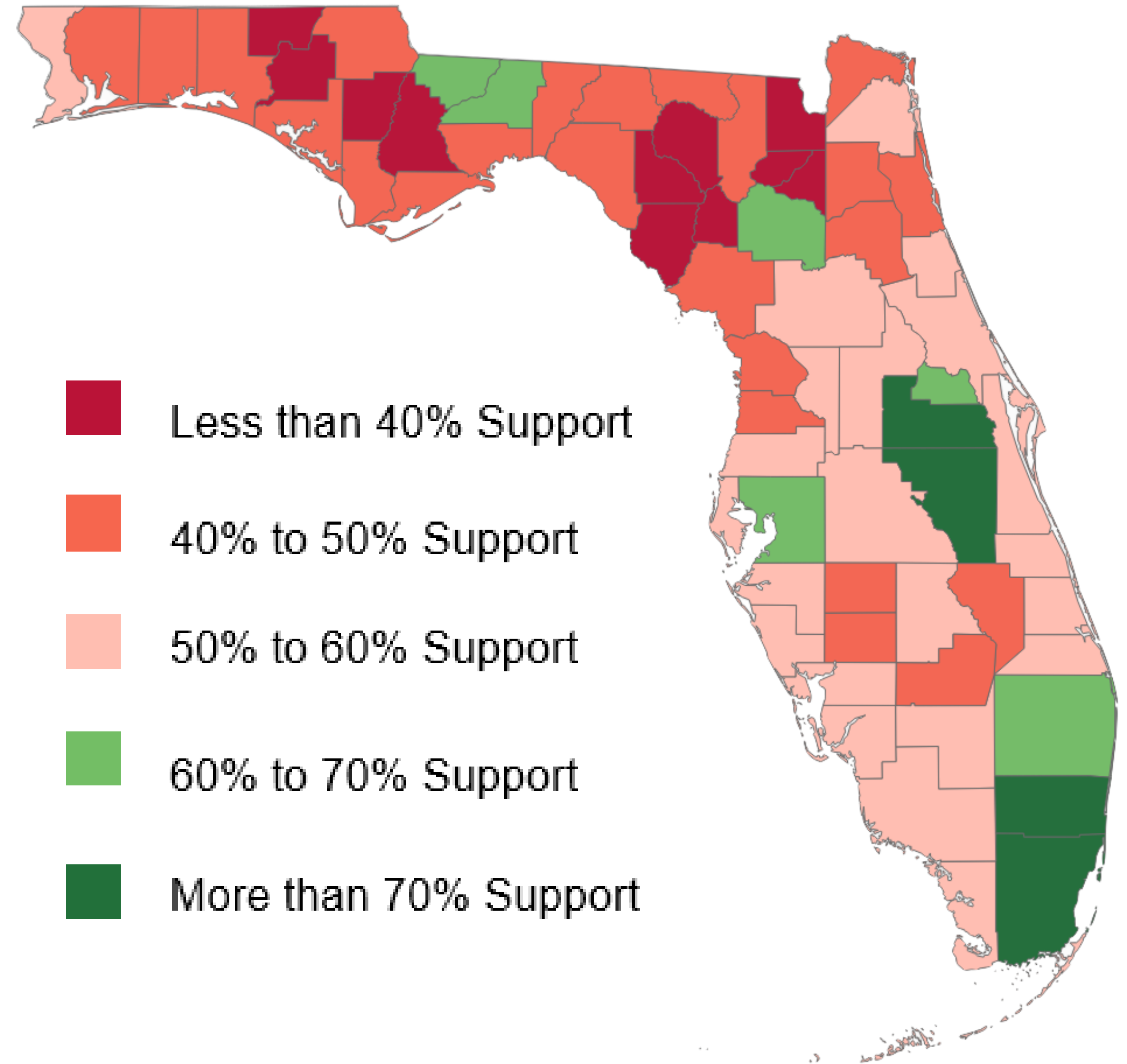
**Anna Maria Island Chamber of Commerce
Business Voice of East Central Florida
Chamber of Commerce of the Palm Beaches
Citrus County Chamber of Commerce
Daytona Regional Chamber
Destin Chamber of Commerce
Estero Chamber of Commerce
Greater Boca Raton Chamber of Commerce
Greater Fort Myers Chamber of Commerce
Greater Gainesville Chamber of Commerce
Greater Palm Harbor Chamber of Commerce
Greater Pasco Chamber of Commerce
Greater Sarasota Chamber of Commerce
Greater Winter Haven Chamber of Commerce
Indian River Chamber of Commerce
Islamorada Chamber of Commerce
Jackson County Chamber of Commerce
Lake Nona Regional Chamber of Commerce**

**Lakeland Chamber of Commerce
Main Street DeFuniak Springs
Manatee Chamber of Commerce
Melbourne Regional Chamber
Miramar Pembroke Pines Regional Chamber of Commerce
Niceville Valparaiso Chamber of Commerce
Northeast Polk Chamber of Commerce
Palm Beach North Chamber of Commerce
South Lake Chamber of Commerce
St. Johns County Chamber of Commerce
Stuart/Martin County Chamber of Commerce
Tampa Bay Beaches Chamber of Commerce
Tavares Chamber of Commerce
Venice Area Chamber of Commerce
Walton Area Chamber of Commerce
West Orange Chamber of Commerce**

Election Results

Counties where local chamber publicly opposed A2, the Amendment performed 4% worse than statewide.

- Amendment 2 narrowly passed the 60% statewide threshold required for passage despite failing to hit 60% in 57 of Florida's 67 counties.
- In a majority of Florida counties (35 of 67), Amendment 2 failed to earn the support of even 50% of voters.

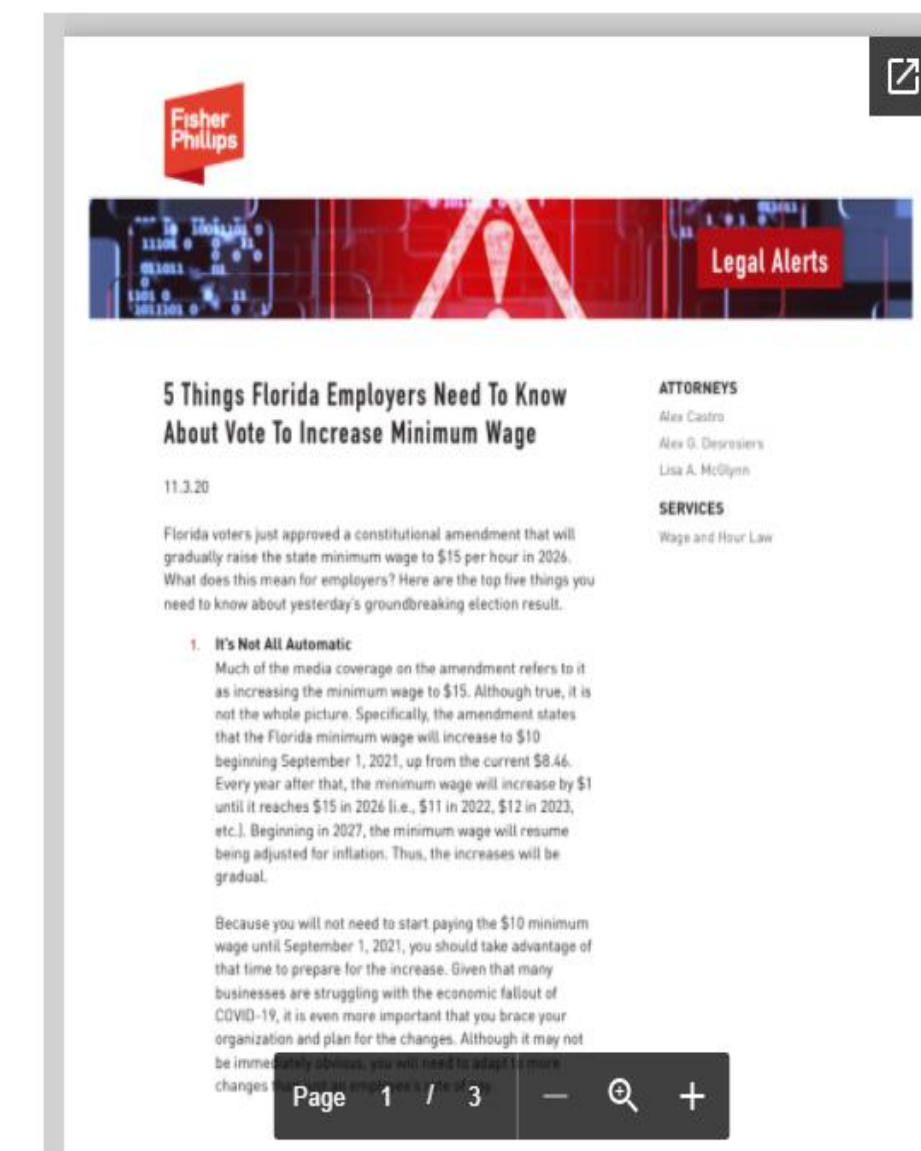


Implementation

Florida Chamber stood up a website to help guide employers on implementation

- *“Legislature will not stand in the way of the change”*
– Incoming Senate President Wilton Simpson

Amendment 2 passed on election night by a narrow margin to increase Florida's minimum wage gradually to \$15 an hour. Employers will have many questions as the constitutional amendment is implemented. As an initial guide, please see "5 Things You Should Know" on the minimum wage law put together by Fisher Phillips.



Sign on to Florida Chamber 501(c)(6) Letter Today



136 S. Bronough Street
Tallahassee, FL 32301
Phone: (850) 521-1200
Fax: (850) 521-1203

www.floridachamber.com

December XX, 2020

Page Two

Florida Congressional Delegation

December XX, 2020

Florida Congressional Delegation

RE: Chambers of Commerce Urge Your Support for 501(c)(6) Organizations in Continuing Small Business Recovery and Paycheck Protection Program Act

Dear Members of Florida's Congressional Delegation:

As leaders of Florida's business community, the Florida Chamber of Commerce and the undersigned local chambers of commerce thank you for the actions you've taken to help Florida's job creators keep as many workers employed as possible, while also working to ensure they don't go under during this time of crisis resulting from the COVID-19 pandemic.

As efforts to reach consensus on the next round of COVID-19 relief face the looming deadline of congressional adjournment for the holidays, we encourage you to support the broad-based eligibility of 501(c)(6) organizations under the Paycheck Protection Program (PPP) and ensure that it is included in any final further COVID-19 legislation. 501(c)(6) organizations, which include chambers of commerce and other organizations that serve your local businesses, are included under both the current Senate and House proposals. We appreciate the leadership Senator Marco Rubio and Representative Greg Steube have demonstrated in putting forth legislation on 501(c)(6) inclusion that has garnered bipartisan support from both chambers. Support for your local chambers of commerce has been an example of the Florida delegation's bipartisan leadership in action.

The continued inclusion of these organizations' eligibility in the PPP program in any final negotiated legislation will not only allow us to protect jobs internally, but help protect the jobs created by the businesses we serve. This is important because:

- Trade associations and economic development organizations are essential services and needed to weather this economic storm so we can help our members stay in business and provide services to your constituents;
- Not-for-profit businesses of all sizes are seeking to improve their liquidity, so they can support their employees, and delay or suspend the remittance of all payroll taxes;
- Expanding and streamlining loan programs for as many businesses as possible experiencing revenue loss as a result of COVID-19 will allow those businesses to convert the loans to grants to the extent that they use the funds to pay their employees and/or other outstanding obligations such as rent or premiums; and
- Enabling the creation of credit facilities to provide loans and loan guarantees to all employers negatively impacted by COVID-19 means they can maintain operations, many of which are (or support) critical infrastructure services, and pay their employees.

The Florida Chamber and other organizations across Florida are doing their part, uniting hundreds of thousands of businesses and working with our governor and the state legislature to keep Floridians safe and the economy open. We're counting on you to set aside partisan politics and keep leading. We all stand ready to continue helping Florida businesses to survive this crisis and eventually thrive again.

In unity for Florida's future,

Mark Wilson
President and CEO

CC: Charles Caulkins, Chair, Board of Directors

AMPLIFY Clearwater
Apopka Area Chamber of Commerce
Bay County Chamber of Commerce
Central Palm Beach County Chamber of Commerce
Chamber of Commerce of Okeechobee County
Chamber of Commerce of the Palm Beaches
Charlotte County Chamber of Commerce
Citrus County Chamber of Commerce
Coral Springs Coconut Creek Regional Chamber of Commerce
DeLand Area Chamber of Commerce
Destin Chamber of Commerce
East Lake County Chamber of Commerce
East Orlando Chamber of Commerce
Estero Chamber of Commerce
Florida Association of Chamber Professionals
Florida State Hispanic Chamber of Commerce
Gadsden County Chamber of Commerce
Greater Boca Raton Chamber of Commerce
Greater Delray Beach Chamber of Commerce
Greater Fort Lauderdale Chamber of Commerce
Greater Fort Walton Beach Chamber of Commerce
Greater Gainesville Chamber of Commerce
Greater Marathon Chamber of Commerce
Greater Naples Chamber
Greater Palm Bay Chamber of Commerce
Greater Pensacola Chamber of Commerce
Greater Pompano Beach Chamber of Commerce
Greater Sarasota Chamber of Commerce
Greater Sebring Chamber of Commerce Inc.
Greater Seminole Area Chamber of Commerce
Greater Tallahassee Chamber of Commerce
Greater Winter Haven Chamber of Commerce
Gulf Breeze Area Chamber
Gulf Coast Minority Chamber of Commerce
Hobe Sound Chamber of Commerce
Holly Hill Chamber of Commerce
Indian River County Chamber of Commerce
Jackson County Chamber of Commerce
Jensen Beach Chamber of Commerce
Key Largo Chamber of Commerce
Lady Lake Area Chamber of Commerce

Lake City-Columbia County Chamber of Commerce
Lake Eustis Area Chamber of Commerce
Lake Nona Regional Chamber of Commerce
Lake Wales Area Chamber of Commerce & EDC
Lakeland Chamber of Commerce
Leesburg Area Chamber of Commerce
Longboat Key Chamber of Commerce
Maitland Area Chamber of Commerce
Manatee Chamber of Commerce
Marco Island Area Chamber of Commerce
Melbourne Regional Chamber
Miramar Pembroke Pines Regional Chamber of Commerce
Nassau County Chamber of Commerce
Navarre Beach Area Chamber of Commerce
Niceville Valparaiso Chamber of Commerce
Northeast Polk Chamber of Commerce
North Port Area Chamber of Commerce
Ocala/Marion County Chamber & Economic Partnership
Ormond Beach Chamber of Commerce
Palm City Chamber of Commerce
Panama City Beach Chamber of Commerce
Safety Harbor Chamber of Commerce
Sanibel Captiva Chamber of Commerce
Santa Rosa County Chamber of Commerce
South Tampa Chamber of Commerce
St. Johns County Chamber of Commerce
St. Petersburg Area Chamber of Commerce
Stuart/Martin County Chamber of Commerce
Tampa Bay Chamber
Tarpon Springs Chamber of Commerce
Tavares Chamber of Commerce
The Greater Dade City Chamber of Commerce
The Greater Plant City Chamber of Commerce
Titusville Area Chamber of Commerce
Umatilla Chamber of Commerce
Upper Tampa Bay Chamber of Commerce
Uptown Chamber of Commerce
Walton Area Chamber of Commerce
West Orange Chamber of Commerce
Ybor City Chamber of Commerce
Zephyrhills Chamber of Commerce



Frank Walker

Vice President of
Governmental Affairs

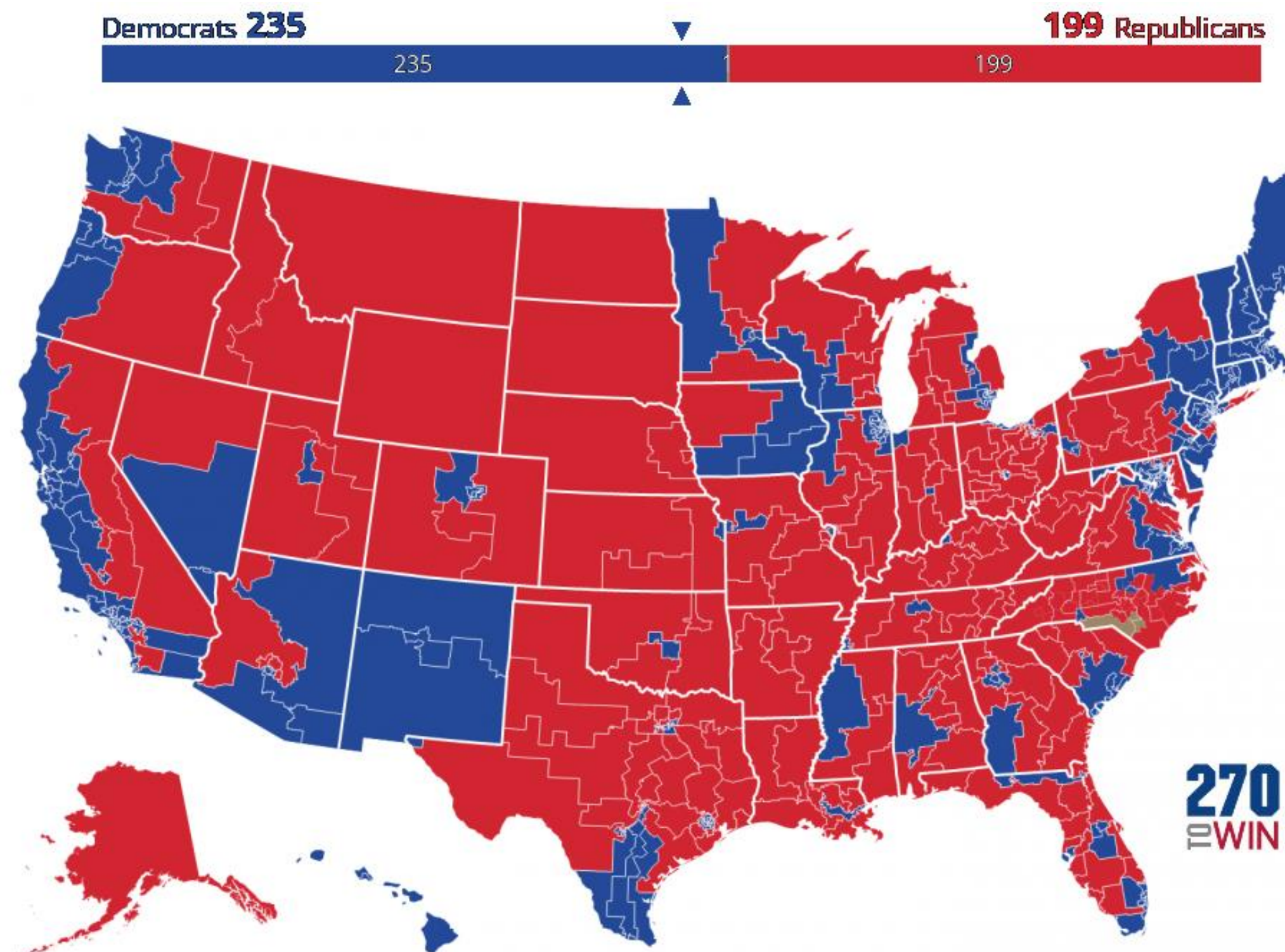
Florida Chamber of
Commerce

fwalker@flchamber.com

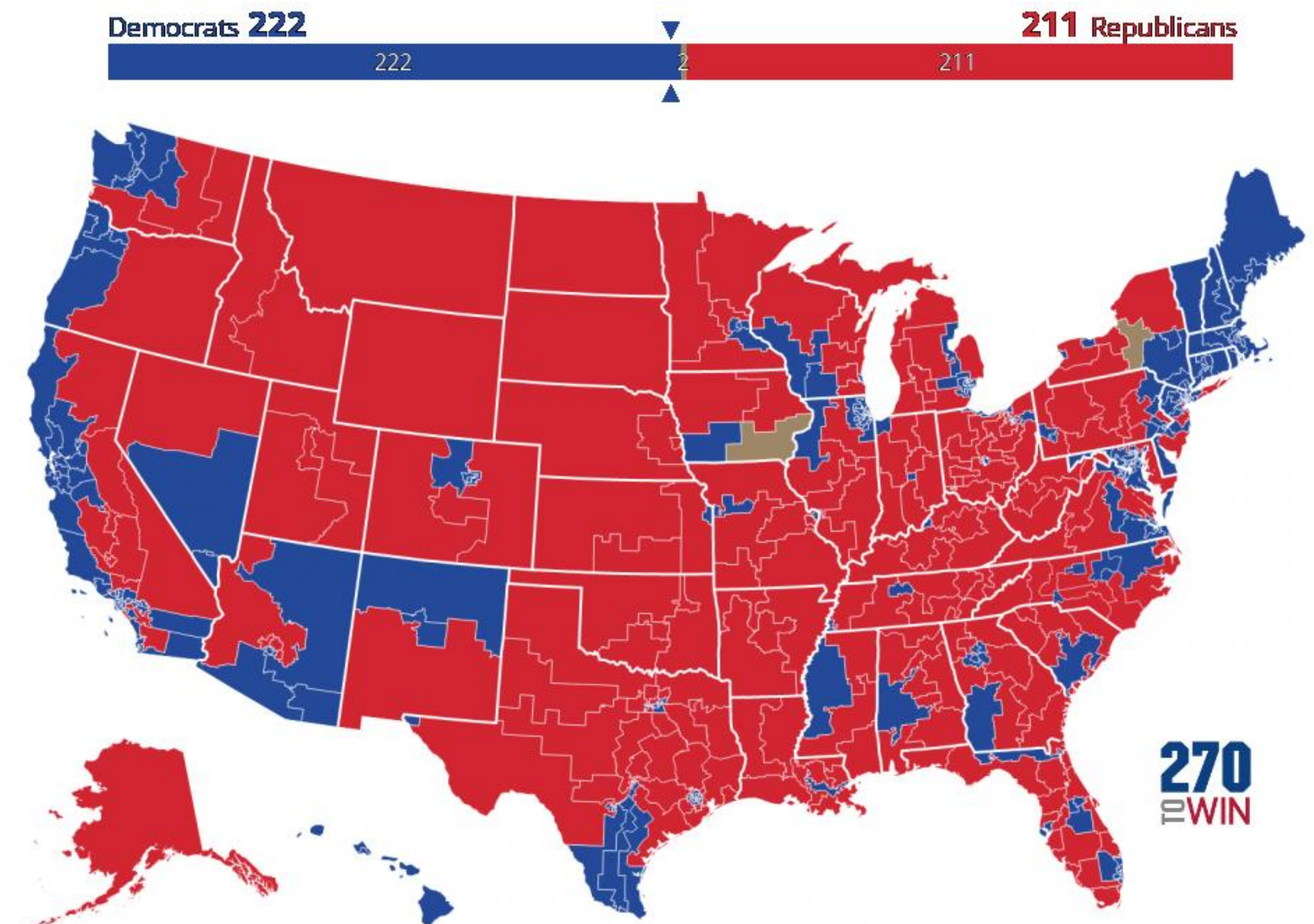


IV. Federal Lame Duck Update & 2021 Session Preview

V. Balance of Power Outlook in Washington

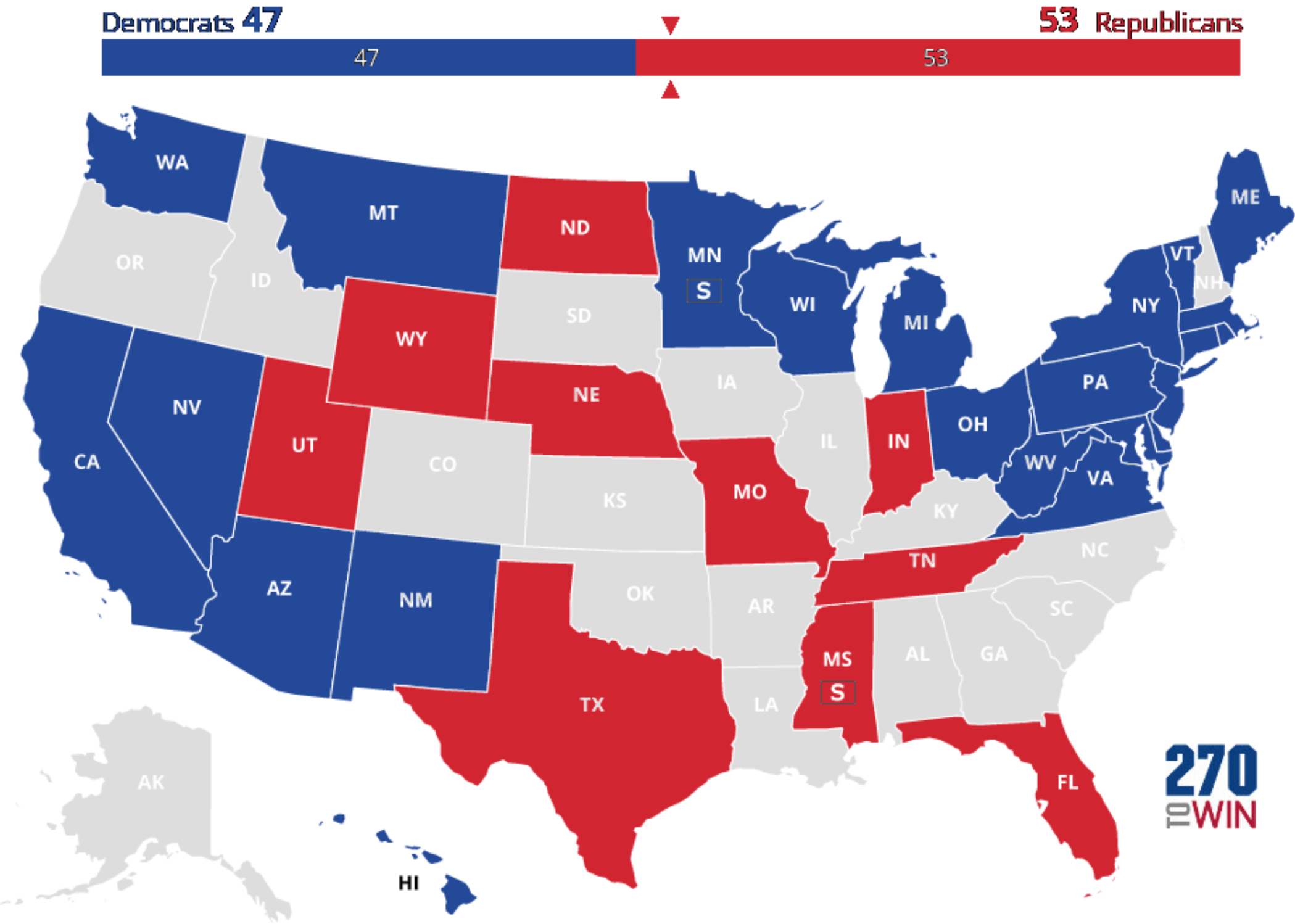


2018 Election: 116th Congress

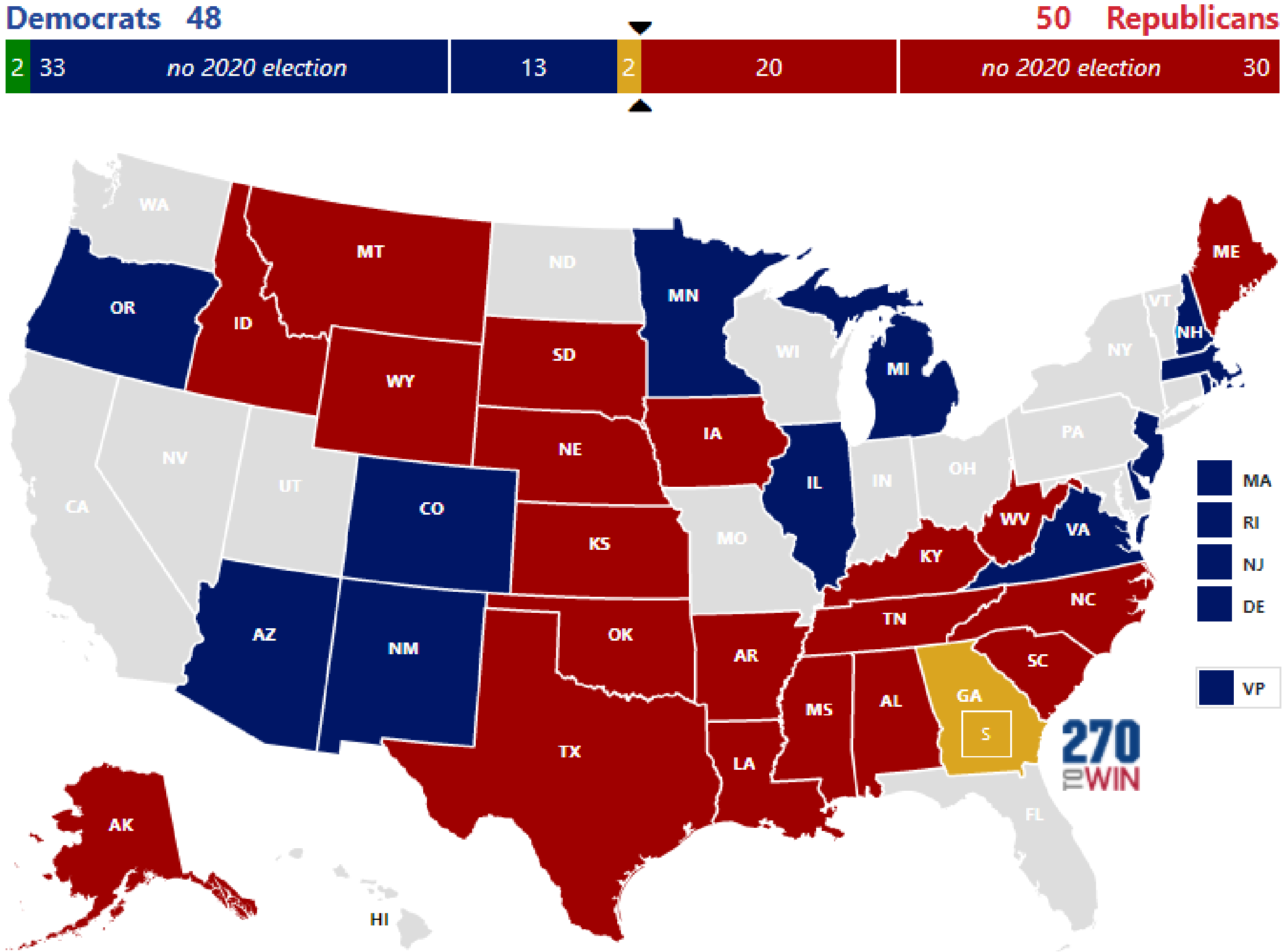


2020 Election: 117th Congress

U.S. Senate: TBD (all eyes on Georgia)



2018 Election



2020 Election*
(Pending 2 GA Runoffs)

Unresolved Congressional Issues Ahead of Dec. 18 Adjournment

- Annual Appropriations (CR>Omnibus)
- COVID-19 Relief Package
- NDAA (National Defense Authorization Act)
- Tax Extenders

COVID-19 Relief: Clear as Mud



VI. 2021 Legislative Session Preview

I. Key Dates

II. Key Players

III. Key Issues

I. Key Dates

2021 Interim Committee Weeks

- Monday, January 11 – Friday, January 15, 2021
- Monday, January 25 – Friday, January 29, 2021
- Monday, February 1 – Friday, February 5, 2021
- Monday, February 8 – Friday, February 12, 2021
- Monday, February 15 – Friday, February 19, 2021

2021 Legislative Session Dates

- Session begins Tuesday, March 2, 2021
- Sine Die (60th Day) Friday April 30, 2021

II. Key Players

Senate



President: Wilton Simpson

House



Speaker: Chris Sprowls



Majority Leader
Debbie Mayfield



President pro tempore
Aaron Bean



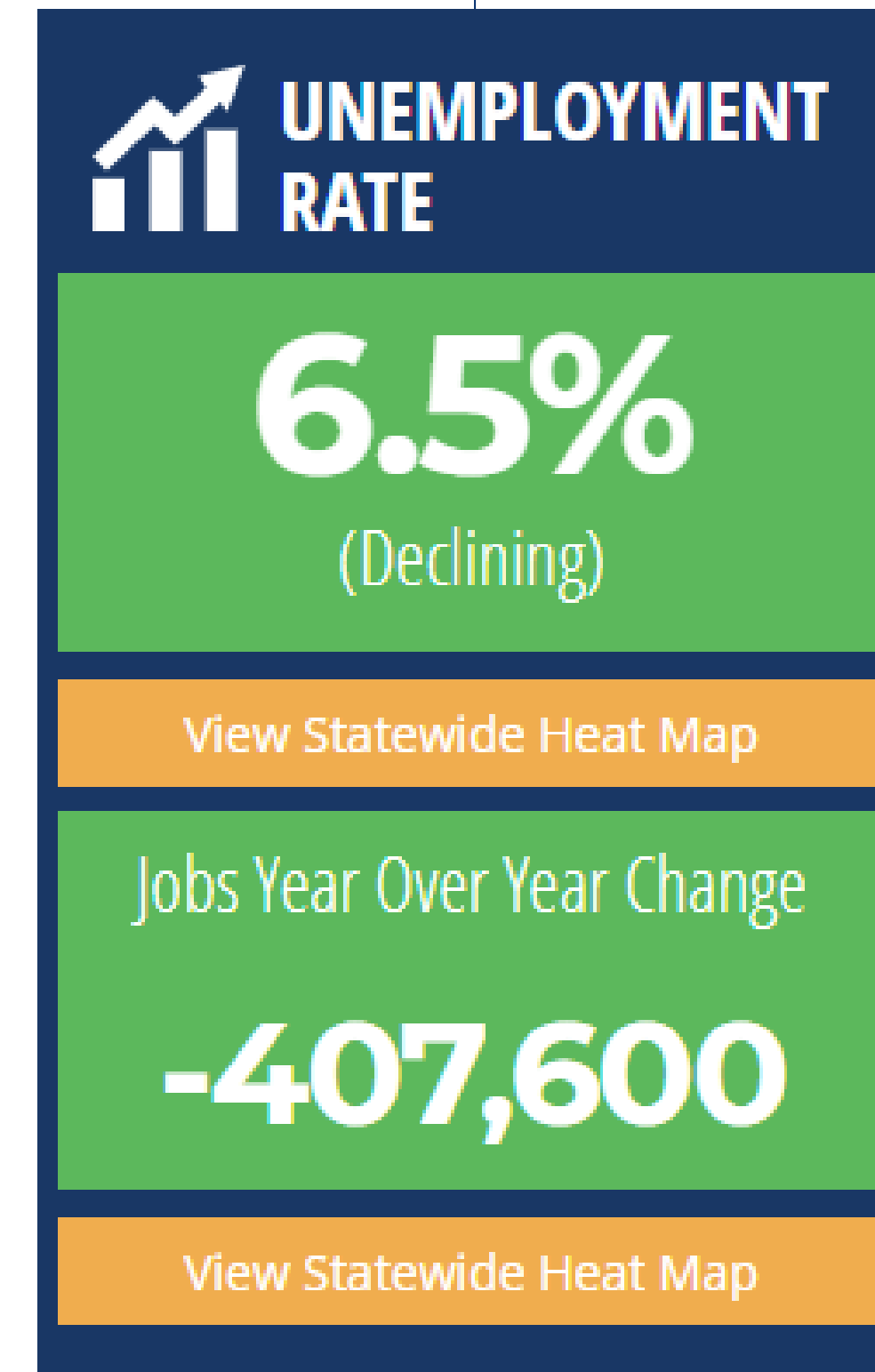
Speaker pro tempore
Bryan Avila



Majority Leader
Michael Grant

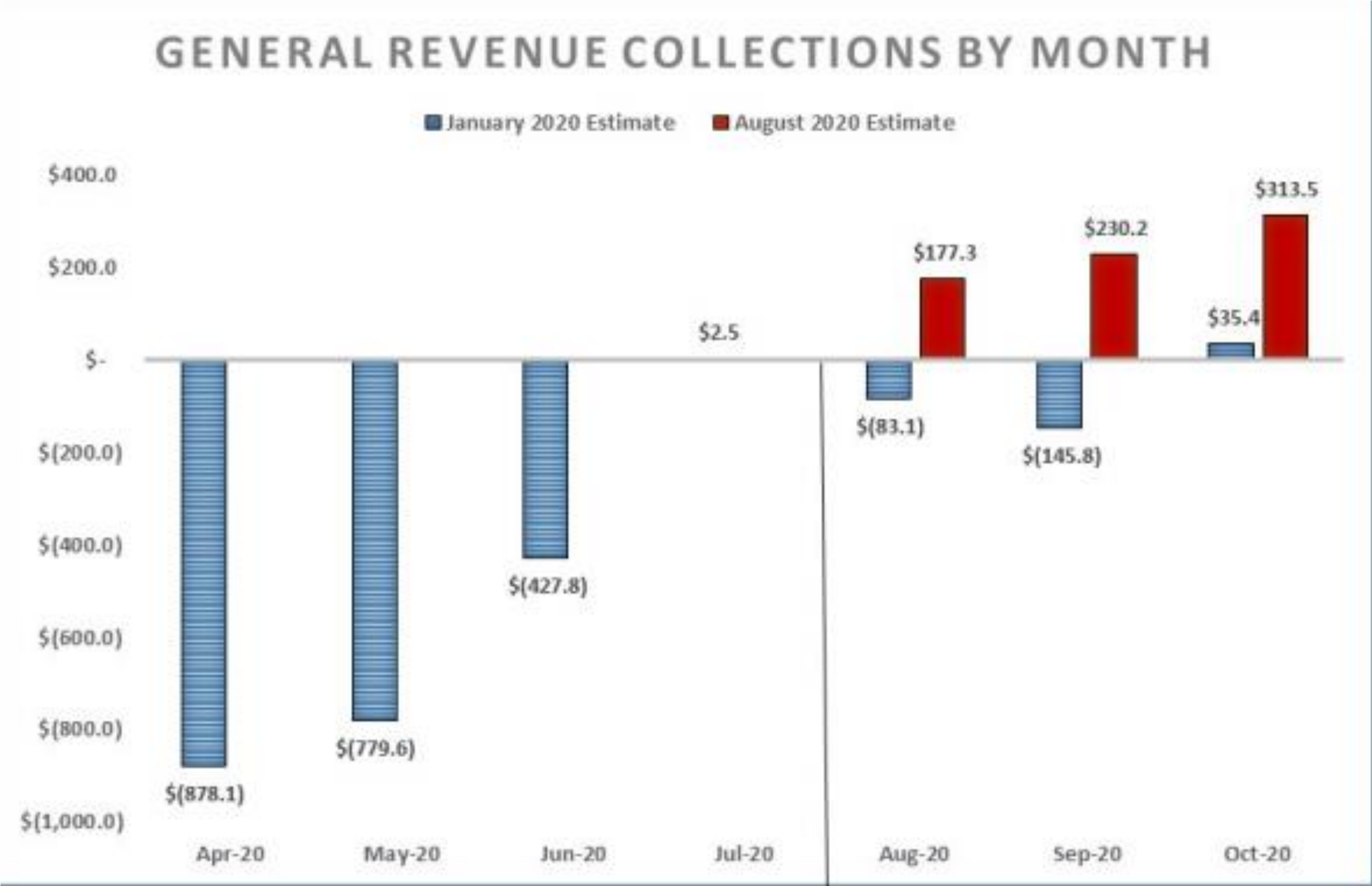
III. Key Issues – Economic Recovery

State Metrics



III. Key Issues – Budget

In August 2020, the Revenue Estimating Conference revised its general revenue estimates to show an anticipated loss of \$3.4 billion from pre-pandemic estimates for FY 20-21.




III. Key Issues – Legal Reform



III. Key Issues – Legal Reform

SEARCY LAW.COM
SEARCY DENNEY SCAROLA BARNHART & SHIPLEY

 Car Accidents  Truck

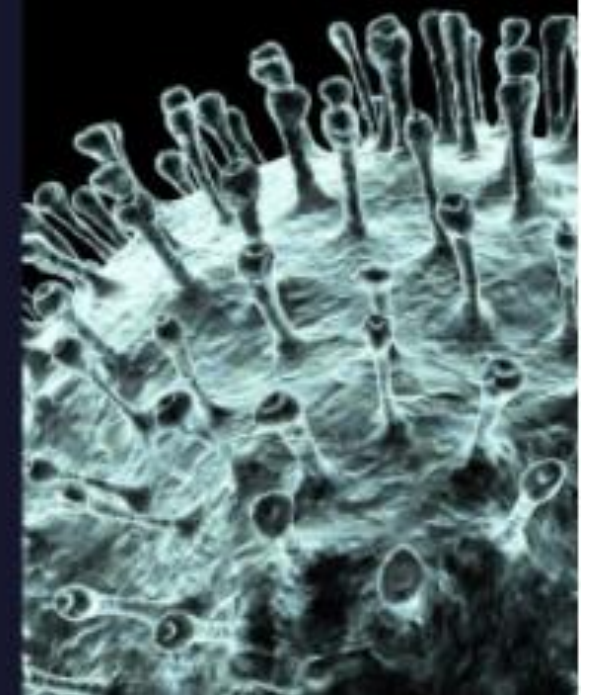
Coronavirus Lawsuit F

What Kind of Florida Businesses Can Be Held Liable for Exposing You to Coronavirus?

Short answer? All kinds. Potentially.

 RIDDLE & BRANTLEY

Many governments and companies face lawsuits alleging negligence during the coronavirus public health crisis.



MORGAN & MORGAN

Free Coronavirus Lawsuits Case Review

Share your experience and we will call you



RECEIVE A FREE CORONAVIRUS LAWSUIT REVIEW

At Sanders Phillips Grossman, justice never rests. While we're taking precautions to keep our employees and clients healthy, we continue to provide services efficiently and without interruption. [Our attorneys](#) are available to answer any questions or concerns you have about coronavirus litigation or other legal matters. For a free case review, call **1-888-729-7060** or [contact us](#).

CORONAVIRUS LAWSUITS

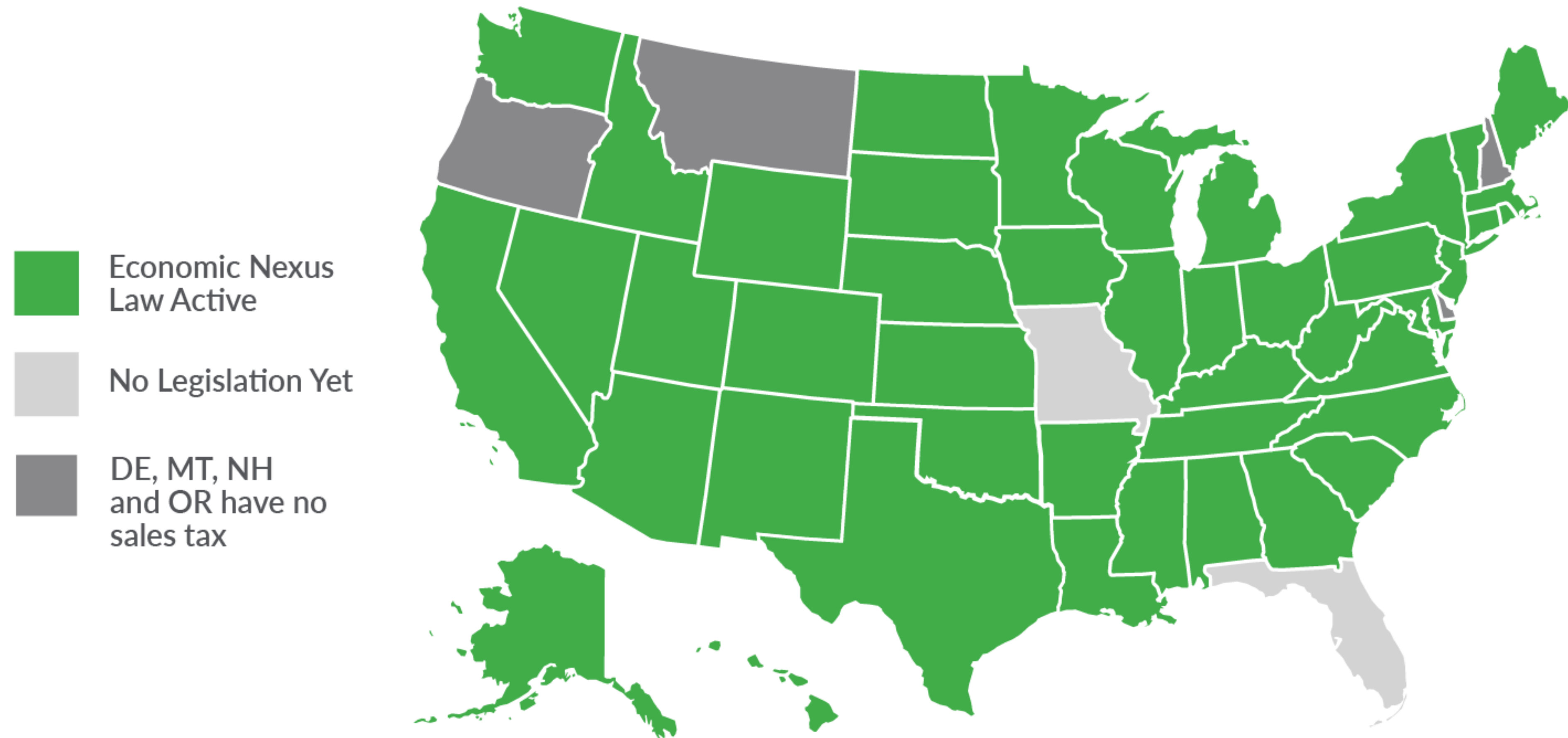
Coronavirus Lawsuits

★★★★★ 1,256 reviews

COVID-19 INCREASING IN FLORIDA PERSONAL INJURY LAWSUITS, DO YOU HAVE CASE?

III. Key Issues – E-Fairness

Leveling the playing field for Hometown Main Street Businesses



III. Key Issues – State Reemployment Tax Rate & Changes

- Minimum Tax Rate: Increasing from 0.10 percent to 0.29 percent
 - In dollars, minimum tax is increasing from \$7 to \$20.30 per employee
- Maximum Tax Rate: Remains at 5.4 percent or \$378 per employee
 - Increase in rate is due to non-charge benefits to individual employers and a need to replenish the trust fund
- 2021 Maximum Number of Weeks: Increasing from 12 weeks to 19 weeks
- Individual notices to employers going out this month

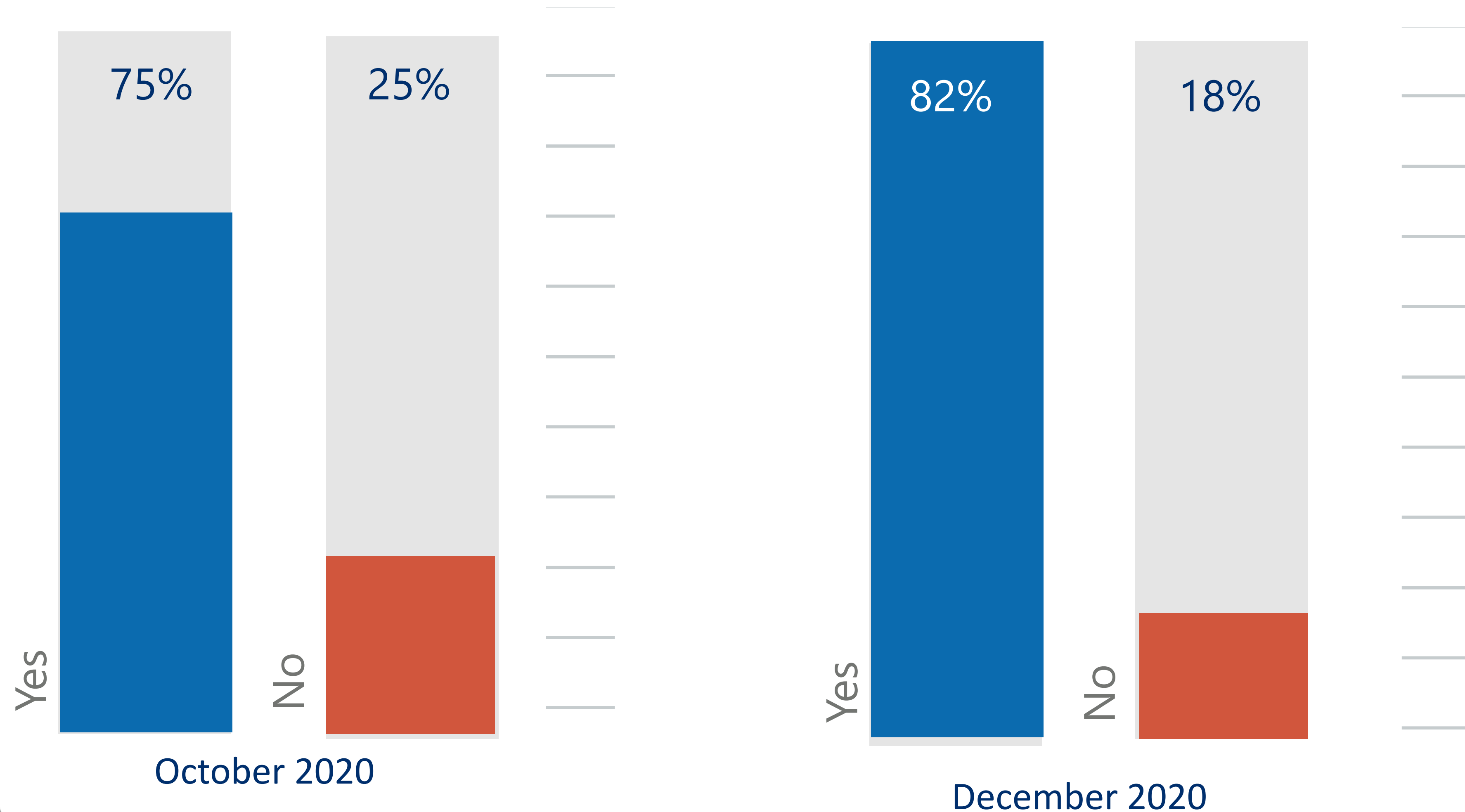
The Florida Chamber is forming a working group to examine this increase and provide recommendations for the 2021 legislative session.

For more information, contact Carolyn Johnson at cjohnson@flchamber.com.

VII. Additional Local Chamber Survey Results

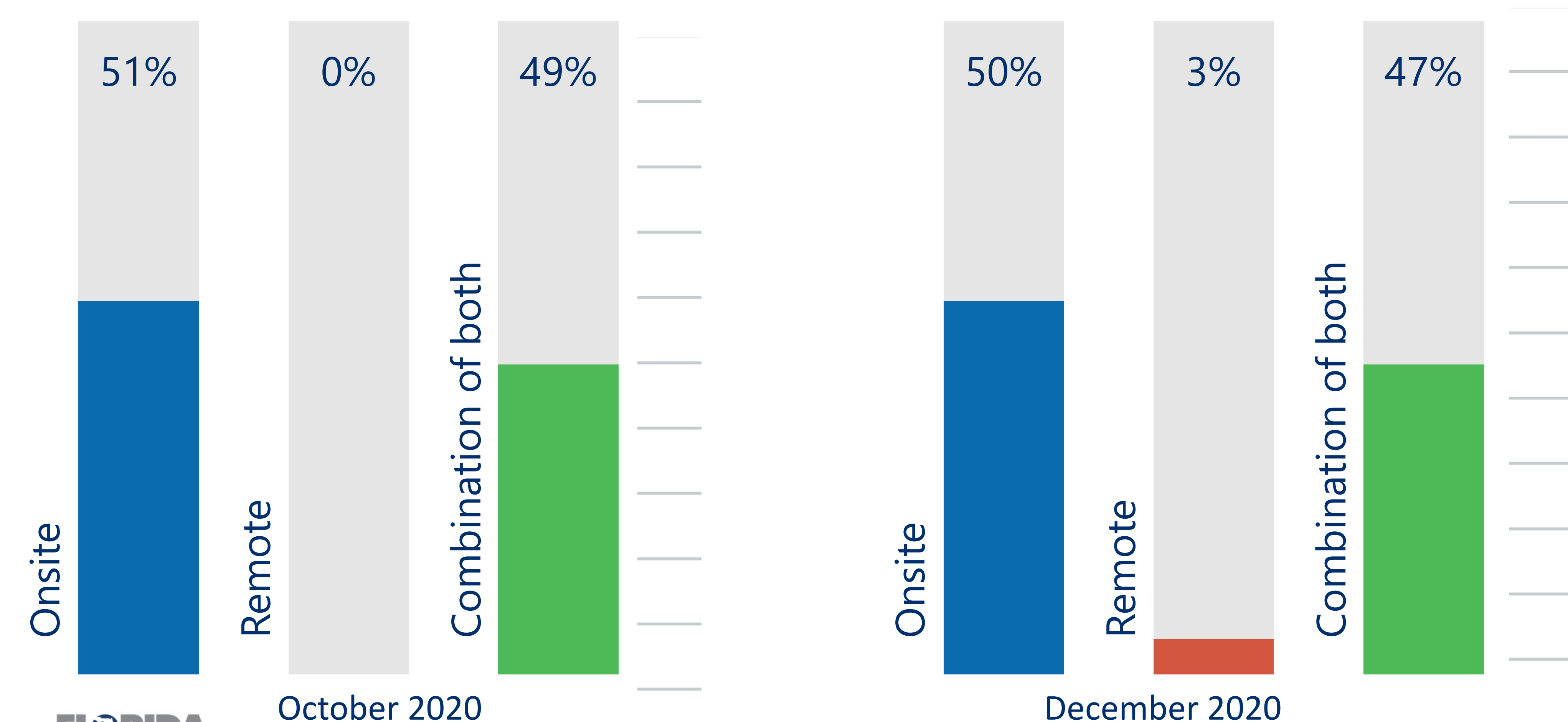
Local Chamber Survey Results

Is your chamber office open to outside visitors?



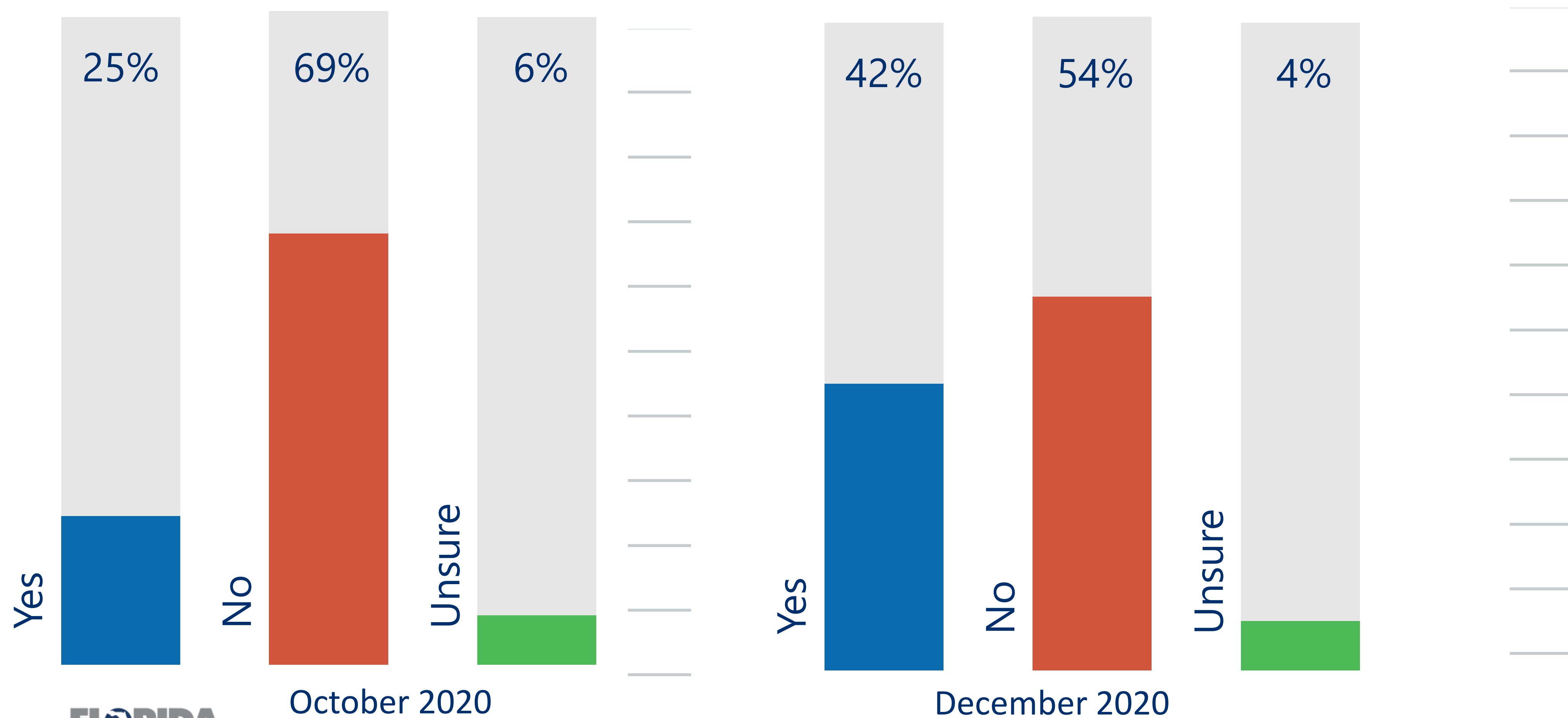
Local Chamber Survey Results

Are your employees working onsite or remote?



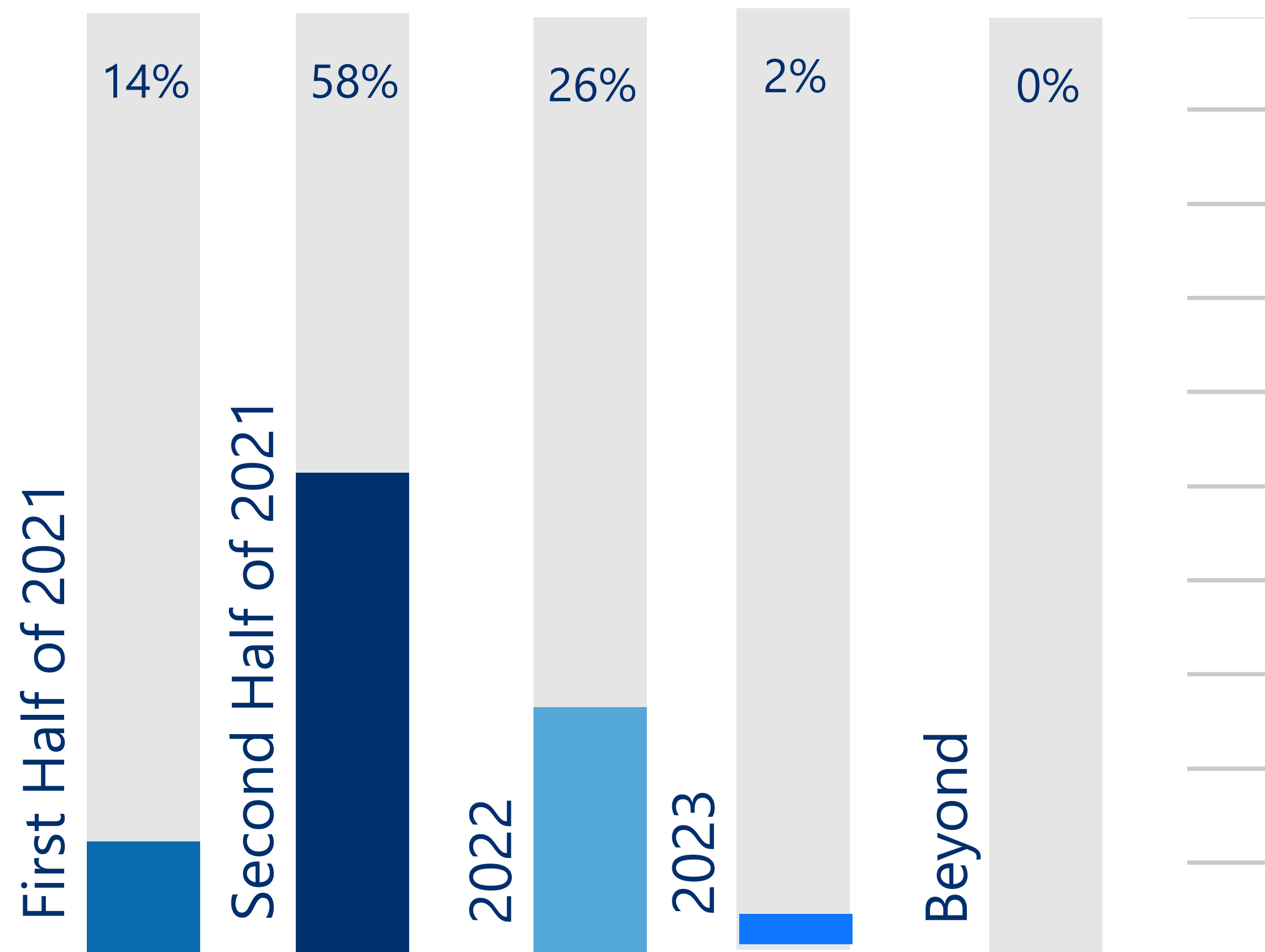
Local Chamber Survey Results

Have any of your staff members tested positive for COVID-19?



Local Chamber Survey Results

When do you believe things will get back to normal?



MAKING FLORIDA THE SAFEST STATE IN AMERICA

At the Florida Chamber Safety Council, our members know their workforce is their most precious asset. The Florida Chamber Safety Council is making Florida the safest state in America by highlighting our members' safety successes, through being an incubator of safety initiatives and best practices, and the go-to resource for safety, health, and sustainability and is becoming the national standard for safety leadership.

[COVID-19 RESOURCES](#)

[LEARN ABOUT TRAININGS](#)

www.flchambersafety.com



VIII. Special Briefing from Florida's Surgeon General Dr. Scott Rivkees

Exclusive COVID-19 Update for Local Chamber Leaders

With Florida's Surgeon General



Mark Wilson
President and CEO
Florida Chamber of Commerce



Dr. Scott Rivkees
Surgeon General
State of Florida



**FLORIDA
CHAMBER**
of Commerce

IX. A Look At The Economy & COVID-19

Dr. Jerry Parrish

**FLORIDA
CHAMBER**
Foundation

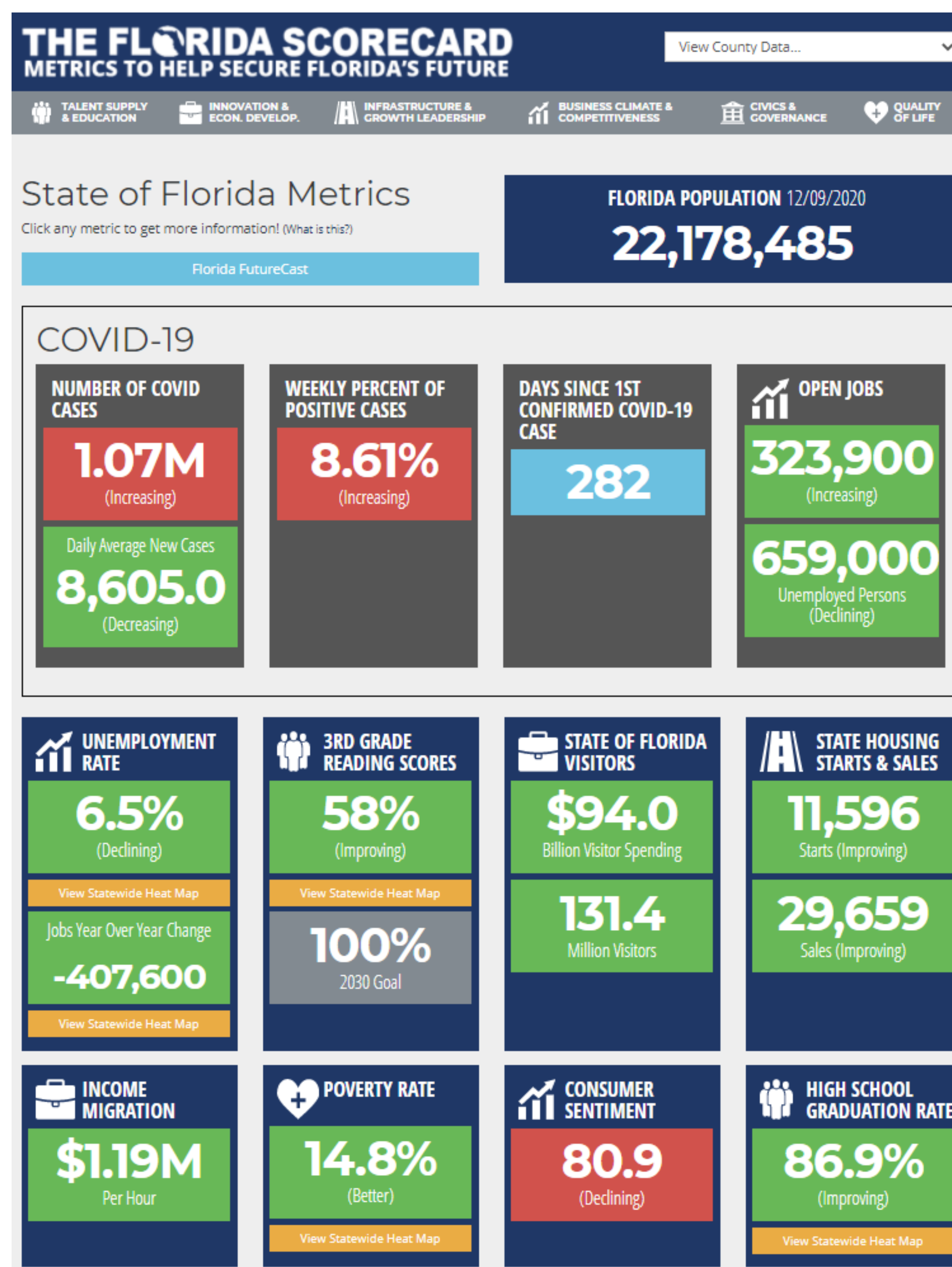
www.theFloridaScorecard.org

\$1.1 Trillion Economy (17th)

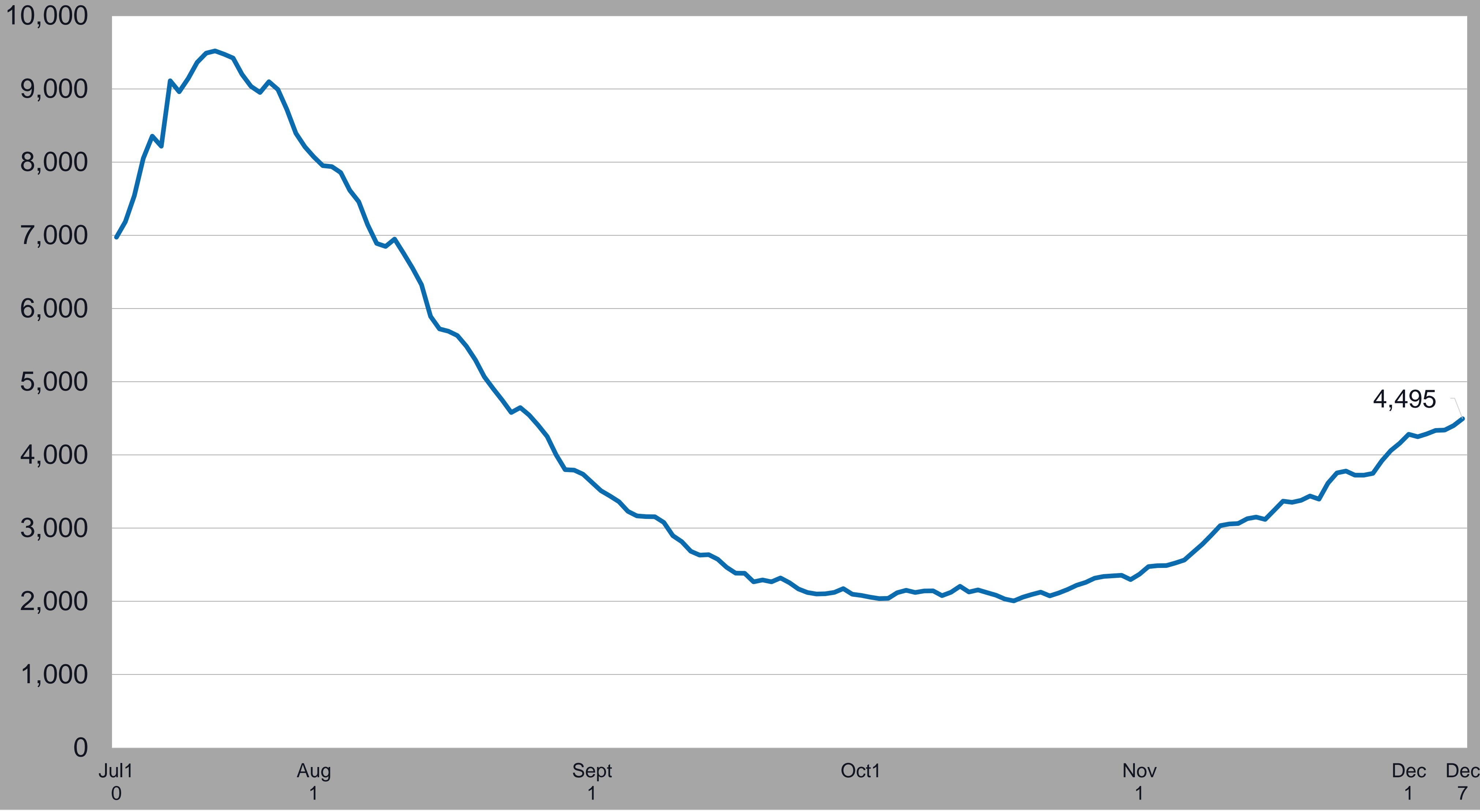
900 Net new people/day

\$1.19 Million AGI/hour (24/7/365)

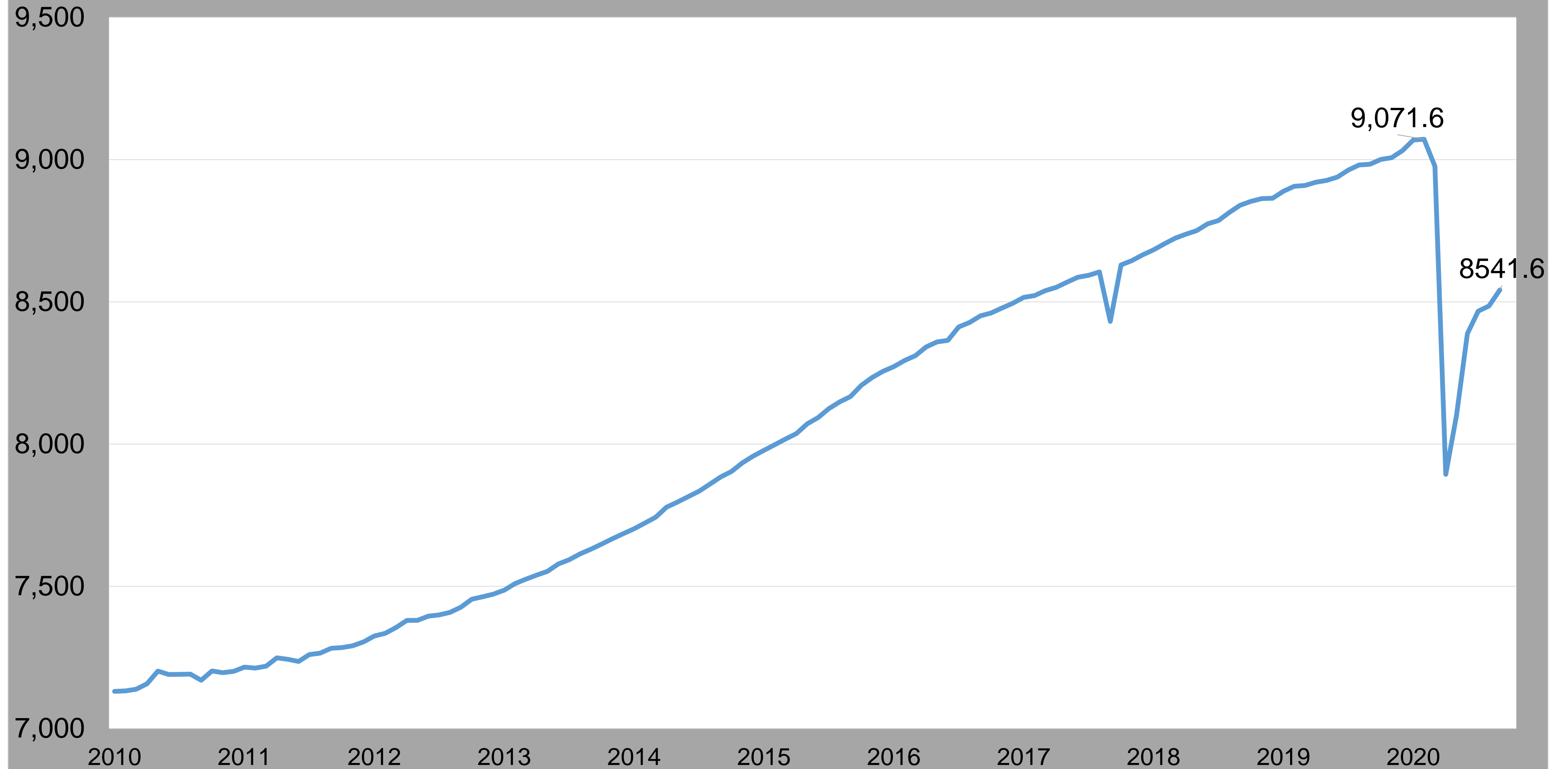
Florida created more than 1 out of
11 U.S. jobs since 2015



Current COVID Hospitalizations - Florida

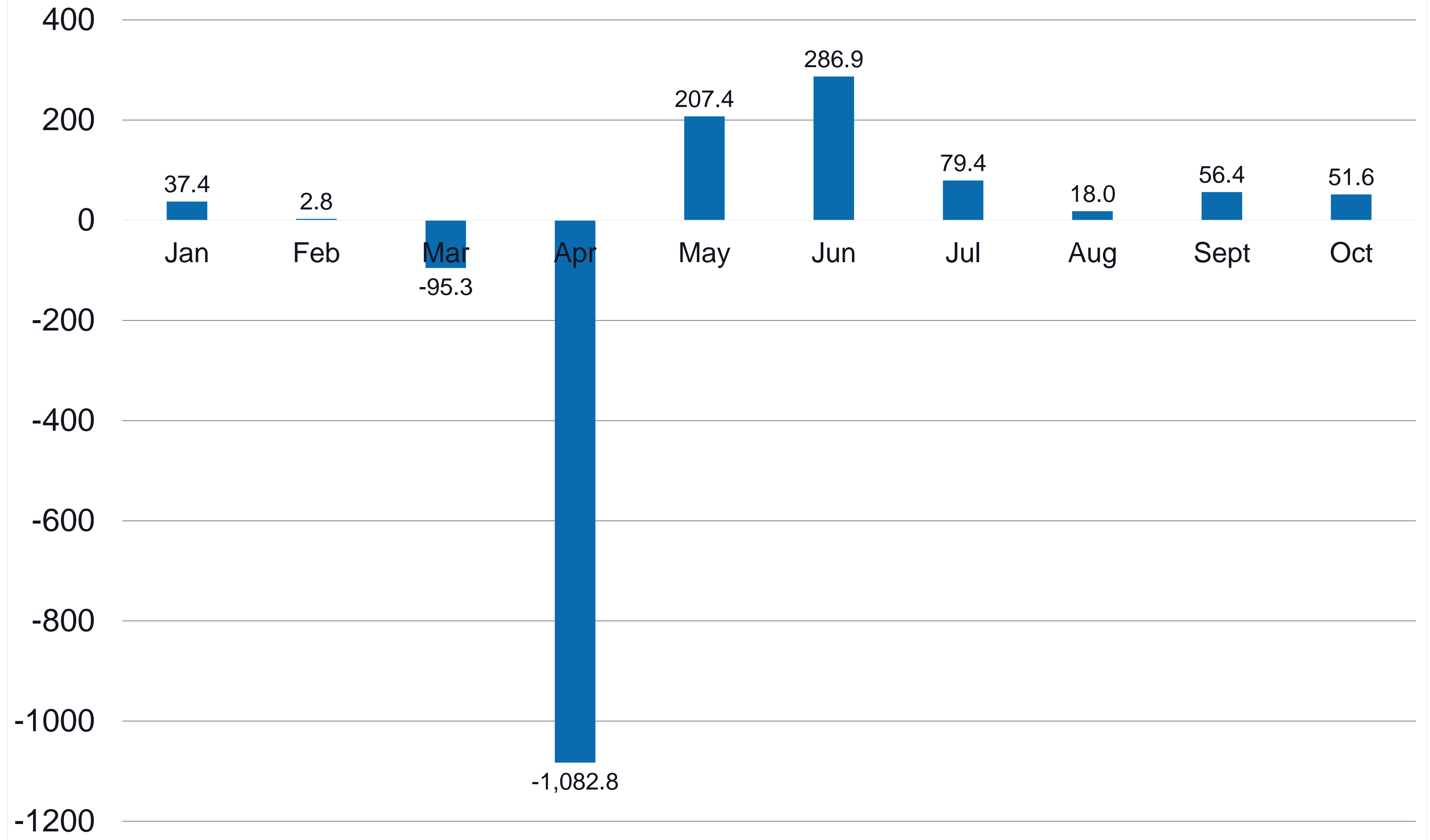


Florida non-farm Jobs (thousands)



Data Source: U.S. Bureau of Labor Statistics (BLS)

2020 Month-over-Month Job Gains/Losses (thousands)

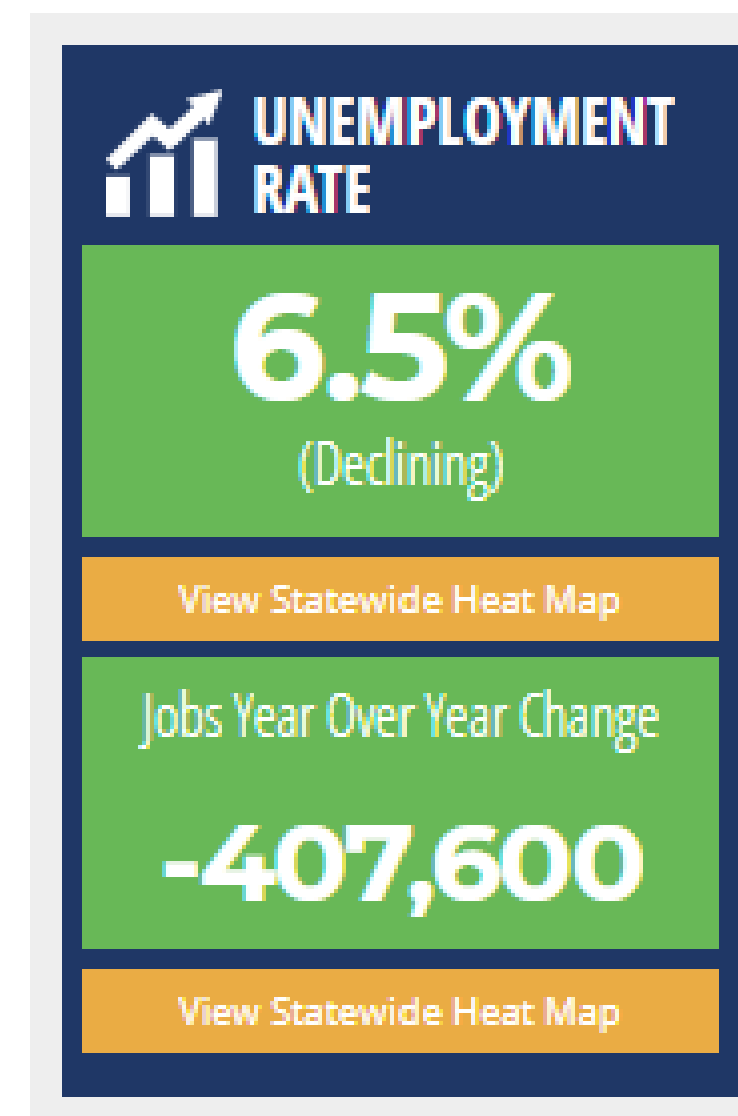


Data Source: U.S. Bureau of Labor Statistics, seasonally adjusted

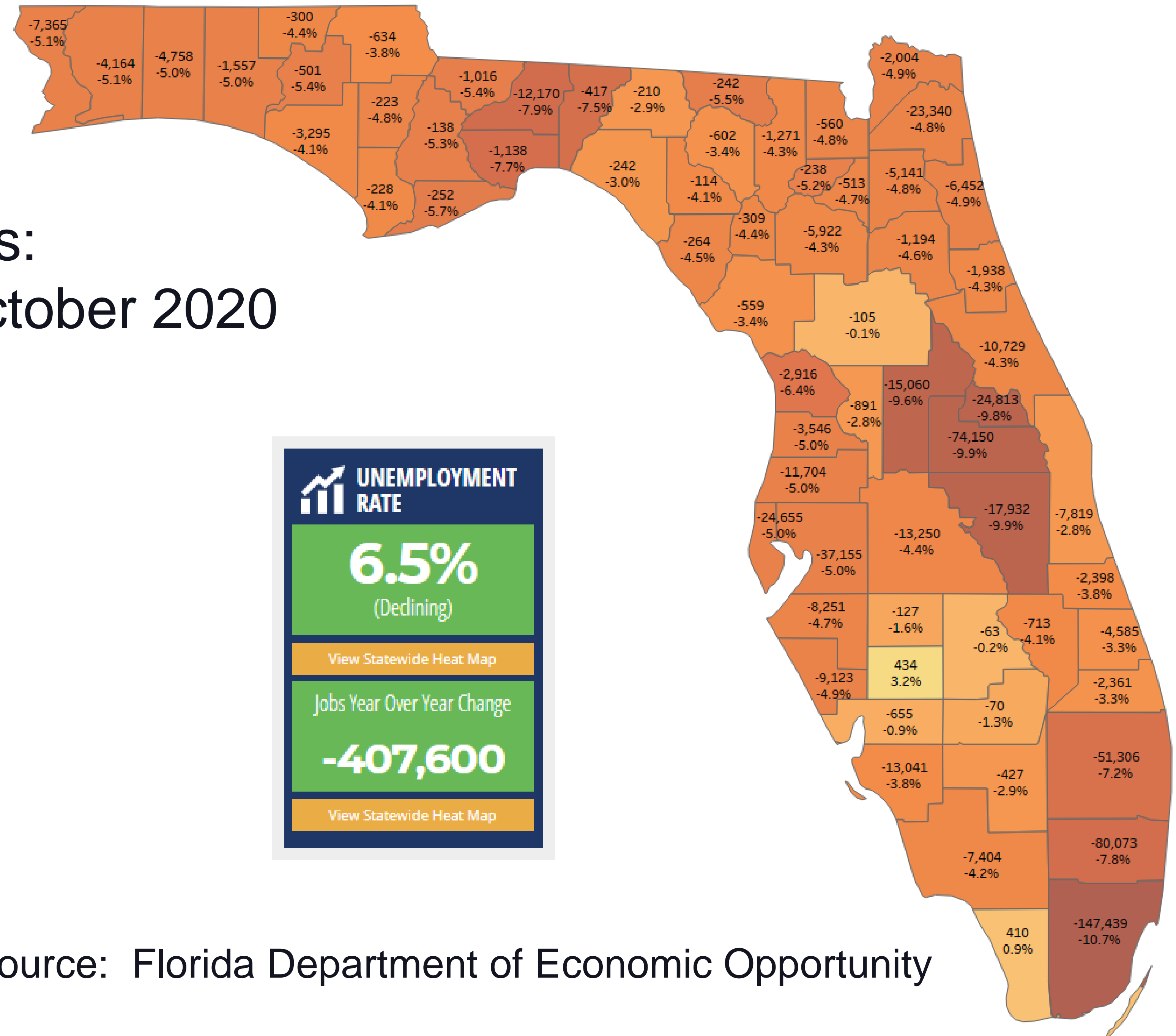
Job Loss by Category: October 2019 to October 2020

Industry	Job Change	Percent of Industry
Total – All Industries	-407,600	-4.5%
Leisure & Hospitality	-198,500	-15.8%
Professional & Business Services	-49,100	-3.5%
Government	-39,000	-3.5%
Trade, Transportation & Utilities	-37,700	-2.1%
Education & Health Services	-25,600	-1.9%
Construction	-10,500	-1.8%
Manufacturing	-5,900	-1.5%
Financial Activities	-7,100	-1.2%

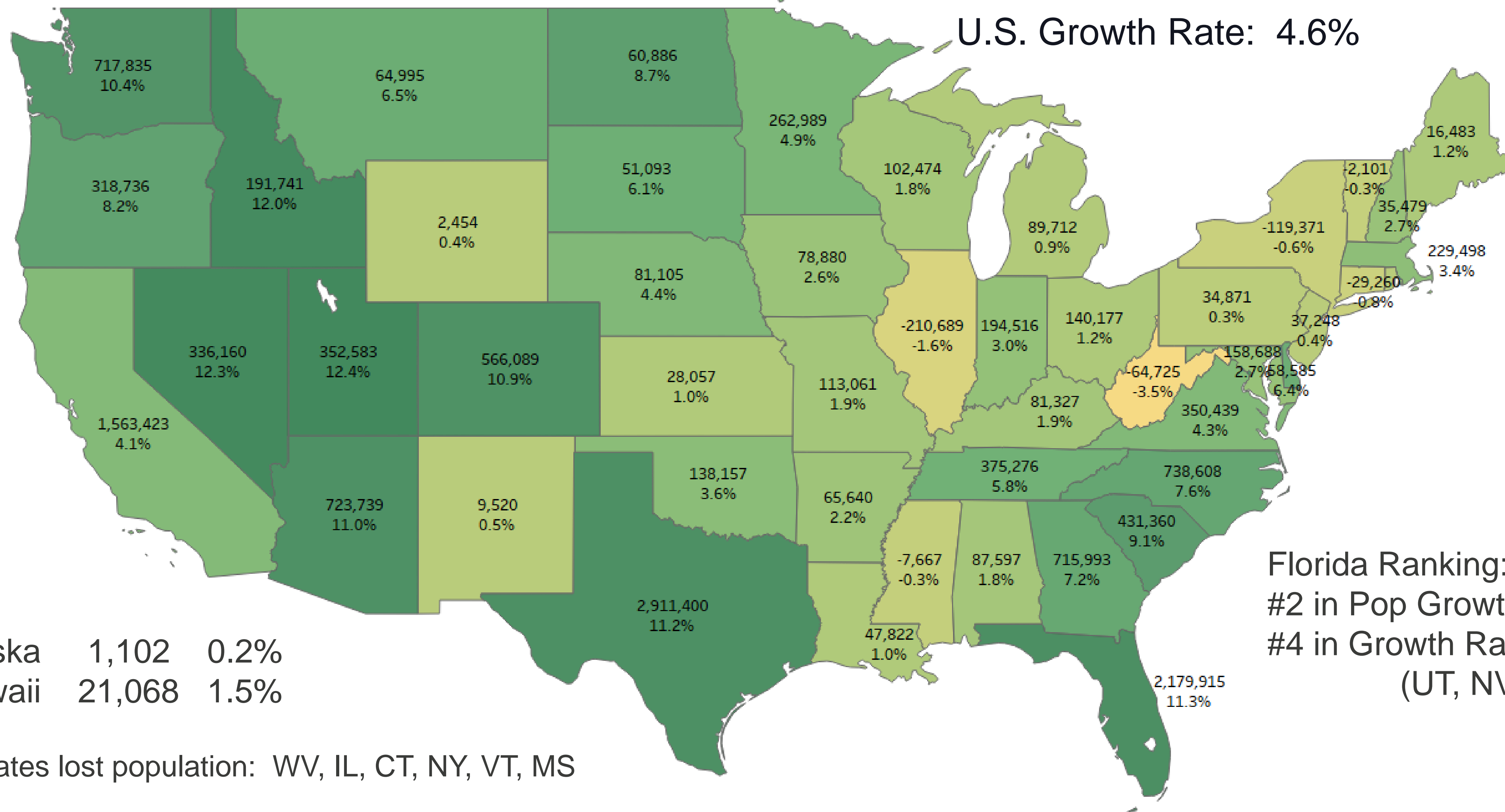
Year-over-year Jobs: October 2019 to October 2020



Data Source: Florida Department of Economic Opportunity



Population Growth 2012-2019



Alaska	1,102	0.2%
--------	-------	------

Hawaii	21,068	1.5%
--------	--------	------

6 States lost population: WV, IL, CT, NY, VT, MS

Florida Ranking:
#2 in Pop Growth (TX)
#4 in Growth Rate
(UT, NV, ID)

Data Source: U.S. Census Bureau

X. Recruiting Better Local Candidates

FIPL Campaign School Dashboard

FIPL Program Summary	
Total Schools	7
Total Chamber Hosts	34
Total Partner Hosts	14
Total Sign ups	390
Total Attended	291
Scheduled Schools	3 of 12 (in 2021)

FIPL Schools: 7 schools in 2020

- Schools hosted around the state so far:
 - Volusia – June 2020
 - Citrus/Marion/Alachua – June 2020
 - Broward (western areas) – June 2020
 - Brevard – July 2020
 - Broward (eastern areas) – September 2020
 - Hillsborough County – September 2020
 - Palm Beach County – October 2020

FIPL Goal: 12 schools in 2021

- Our local schools are focused on elections in 2021, 2022 and 2023 for elections and appointed positions at the local and county level.
- Schools scheduled in 2021:
 - LEE County: Jan 12 – 14, from 5:30 – 8pm
 - OSCEOLA County: Jan 25 - 27, from 5:30 – 8pm
 - ST LUCIE County: July 13 – 15, from 5:30 – 8pm
- 9 more opportunities available to schedule schools in 2021 to recruit new candidates and help those running.

Local or County Elections Coming Up in 2021

- March / April / May and Nov. 2021

- Alachua
- Broward
- Flagler
- Lee
- Manatee
- Martin
- Okaloosa
- Orange
- Palm Beach
- Pinellas

- March / April / May and Nov. 2021

- Putnam
- Sarasota
- Bay
- Clay
- Gadsden
- Hillsborough
- Jackson
- Pasco
- Polk
- Walton
- Gulf

- August / Sept. / Nov. 2021

- Charlotte
- Hendry
- Osceola
- Marion
- Brevard
- Indian River
- Madison
- Monroe
- Nassau
- Seminole
- Volusia

Types of Participants So Far

FIPL is seeing a wide variety of interest from potential candidates:

- Senior Brand Marketing Specialist from Daytona
- Public School Teacher from Inverness
- CEO/President of a Security Tech Company from Ormand Beach
- Attorney from New Smyrna Beach
- Social Media Manager from Ocala
- University Faculty from Gainesville
- Correctional Officer from Ocala
- Realtor from Ocala
- Events Planner from Alachua County
- CEO of a non-profit from Inverness
- Dept. of Veteran Affairs Administrator from Citrus Springs
- Mail Carrier from Miami Gardens
- Psychologist from Ft. Lauderdale
- Hotel Manager from Coral Springs
- Retired Hospital CEO from Broward

FIPL Advertising by Local Chambers



Florida Institute
for Political Leadership

An initiative by **FLORIDA CHAMBER**
of Commerce

"TOMORROW'S LEADERS START HERE"

CAMPAIGN SCHOOL & COMMUNITY LEADERSHIP TRAINING

3-PART ONLINE TRAINING SCHOOL.
OPEN TO EVERYONE. FREE TO ATTEND. NON-PARTISAN.
PARTICIPANTS ARE WELCOME TO ATTEND ANY OR ALL DAYS OFFERED.

TUES
JAN. 12
.....
5:30pm - 8:00pm
Preparing to run

&

WED
JAN. 13
.....
5:30pm - 8:00pm
Organizing your

&

THURS
JAN. 14
.....
5:30pm - 8:00pm
Running your campaign

PRESENTATIONS BY STATE AND LOCAL POLITICAL EXPERTS, UNIVERSITY PROFESSORS, ELECTED OFFICIALS, AND COMMUNITY LEADERS.

Highly recommended for candidates and anyone interested in running for local or state office, serving their community, or managing campaigns.

- ✓ **PREPARE YOUR RESUME TO RUN IN THE FUTURE.**
- ✓ **GETTING APPOINTED TO LOCAL BOARDS AND COMMITTEES.**
- ✓ **HOW TO RUN FOR LOCAL OR STATE OFFICE.**
- ✓ **LEARN LOCAL ISSUES.**

REGISTER ONLINE AT www.FIPL.org/Lee

SPONSOR:



www.FIPL.org

For more information, please call (850) 688-8940

FIPL and its sponsors do not support or oppose, directly or indirectly, any candidates for public office, financially or otherwise. It will provide campaign schools and training in a non-partisan manner for those interested in running for public office.

XI. Upcoming Engagement Opportunities For Local Chambers

ECONOMIC OUTLOOK AND JOBS SOLUTION SUMMIT



Register your entire management team TODAY!

JANUARY 28, 2021

A Virtual Event, 1:00-4:00pm EST

Registration deadline: Tuesday, January 26th

**FLORIDA
CHAMBER**
Foundation

REGISTER HERE: www.flchamber.com/EconomicOutlook

SPONSORSHIP OPPORTUNITIES: Contact Aaron Kinnon, akinnon@flfoundation.org

Upcoming Engagement Opportunities for Local Chambers

Florida Chamber Federation Monthly Update (Virtual)

January 13, 2021



2021 Economic Outlook & Jobs Summit (Virtual)

January 28, 2021

Florida Chamber Federation Monthly Update (Virtual)

February 10, 2021

2021 Southeastern Leadership Conference on Safety, Health & Sustainability

March 29, 30, & 31, 2021



2021 Florida Business Leaders Summit on Prosperity & Economic Opportunity

May 5, 2021

Open Discussion and Q&A



**FLORIDA
CHAMBER**
of Commerce

#CHAMBERSTRONG

Uniting Business for Good

Florida Chamber Federation Monthly Update
Thursday, December 10, 2020
mwilson@flchamber.com

**FLORIDA
CHAMBER**
of Commerce