



FLORIDA
CHAMBER
of Commerce

RELAUNCH FLORIDA

Uniting Business for Good

Economic Council of Palm Beach County Board Meeting

October, 21, 2020

mwilson@flchamber.com

FLORIDA
CHAMBER
of Commerce

Uniting Florida Businesses For Good

17th to 10th



39 Specific
Goals




FLORIDA 2030
THE BLUEPRINT TO SECURE FLORIDA'S FUTURE

KEY TARGETS & STRATEGIES

FLORIDA CHAMBER Foundation
1968 - 2018

2020 Virtual Future of Florida Forum



REGISTRATION CLOSED...

*But you can still purchase the **Digital Pass for \$399** and receive all content 2 weeks after the event.*

www.FLChamber.com/FutureOfFloridaForum

Florida's Next 4.5 Million People

Top 10 Growth in People

1. Miami-Dade	639,060
2. Orange	451,990
3. Hillsborough	412,926
4. Broward	329,843
5. Palm Beach	279,976
6. Duval	225,250
7. Lee	212,763
8. Osceola	178,394
9. Polk	171,439
10. Pasco	129,769

Top 10 Growth in Percent

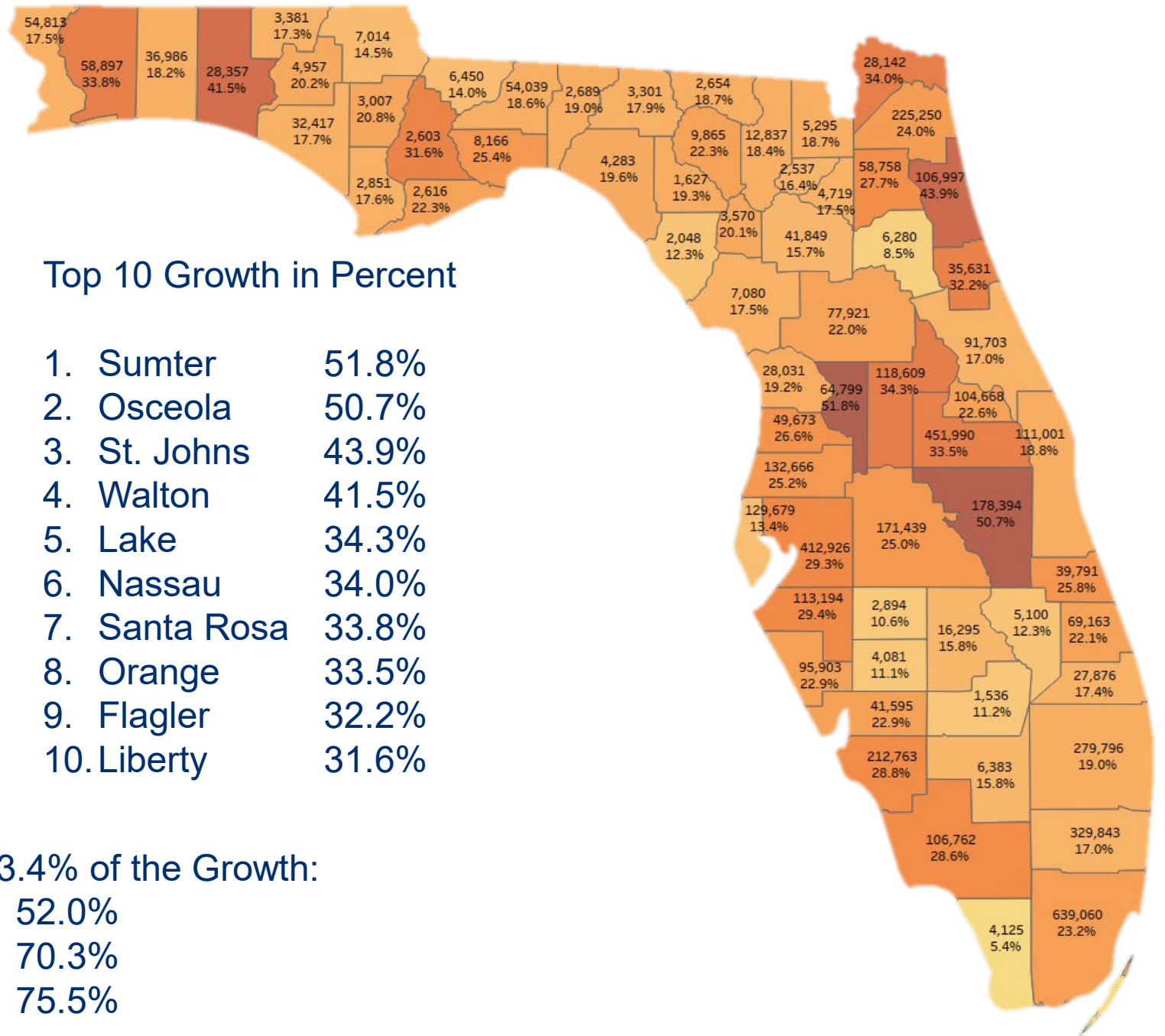
1. Sumter	51.8%
2. Osceola	50.7%
3. St. Johns	43.9%
4. Walton	41.5%
5. Lake	34.3%
6. Nassau	34.0%
7. Santa Rosa	33.8%
8. Orange	33.5%
9. Flagler	32.2%
10. Liberty	31.6%

The top 3 Counties get 33.4% of the Growth:


Top 6: 52.0%

Top 11: 70.3%

Top 13: 75.5%



Back to the Future – 1918 (Spanish Flu)



State of Florida Metrics

Click any metric to get more information! (what is this?)

[Florida FutureCast](#)

FLORIDA POPULATION 10/20/2020
22,125,425

COVID-19

<p>NUMBER OF COVID CASES</p> <p>760,389 (Increasing)</p> <p>Daily Average New Cases</p> <p>2,876.0 (Increasing)</p>	<p>WEEKLY PERCENT OF POSITIVE CASES</p> <p>5.12% (Increasing)</p>	<p>DAYS SINCE 1ST CONFIRMED COVID-19 CASE</p> <p>232</p>	<p>OPEN JOBS</p> <p>298,700 (Increasing)</p> <p>770,000 Unemployed Persons (Increasing)</p>
--	---	--	--

<p>UNEMPLOYMENT RATE</p> <p>7.6% (Increasing)</p> <p>View Statewide Heat Map</p> <p>Jobs Year Over Year Change</p> <p>-451,100</p> <p>View Statewide Heat Map</p>	<p>3RD GRADE READING SCORES</p> <p>58% (Improving)</p> <p>View Statewide Heat Map</p> <p>100% 2030 Goal</p>	<p>STATE OF FLORIDA VISITORS</p> <p>\$94.0 Billion Visitor Spending</p> <p>131.4 Million Visitors</p>	<p>STATE HOUSING STARTS & SALES</p> <p>10,100 Starts (Improving)</p> <p>29,495 Sales (Declining)</p>
<p>INCOME MIGRATION</p> <p>\$1.19M Per Hour</p>	<p>POVERTY RATE</p> <p>14.8% (Better)</p> <p>View Statewide Heat Map</p>	<p>CONSUMER SENTIMENT</p> <p>85.1 (Improving)</p>	<p>HIGH SCHOOL GRADUATION RATE</p> <p>86.9% (Improving)</p> <p>View Statewide Heat Map</p>

“Record Year”

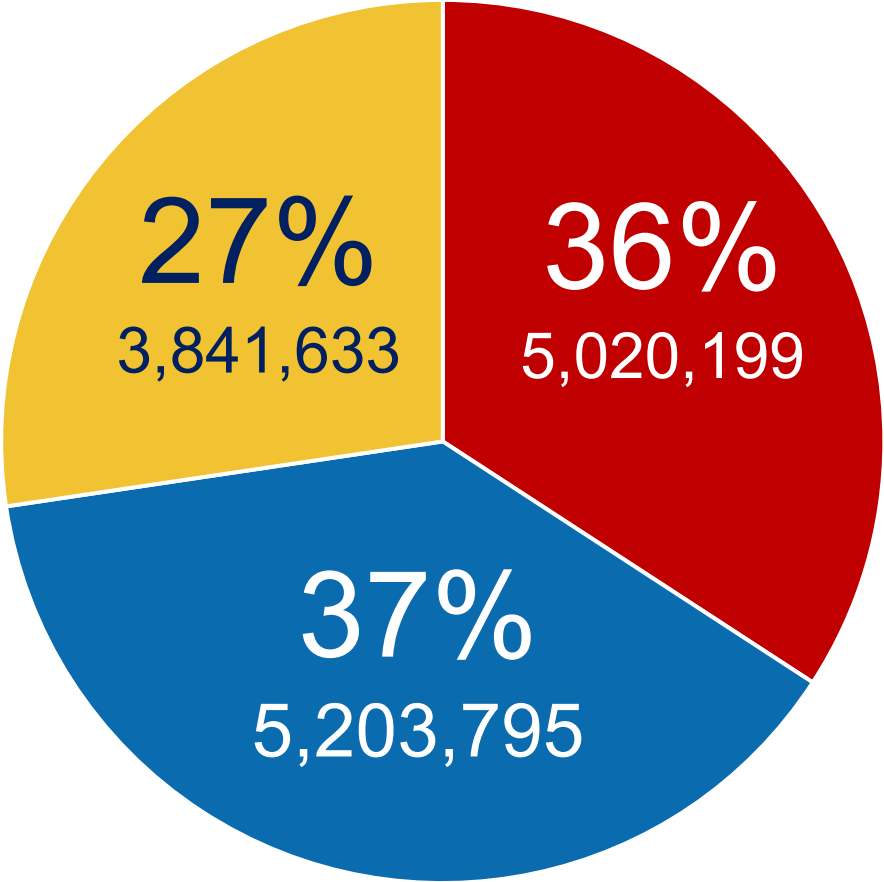


www.flchambersafety.com

- ✓ Telehealth Accelerated
- ✓ Rural Wins
- ✓ Reshoring of Manufacturing Jobs
- ✓ Supply Chain Returning to U.S.

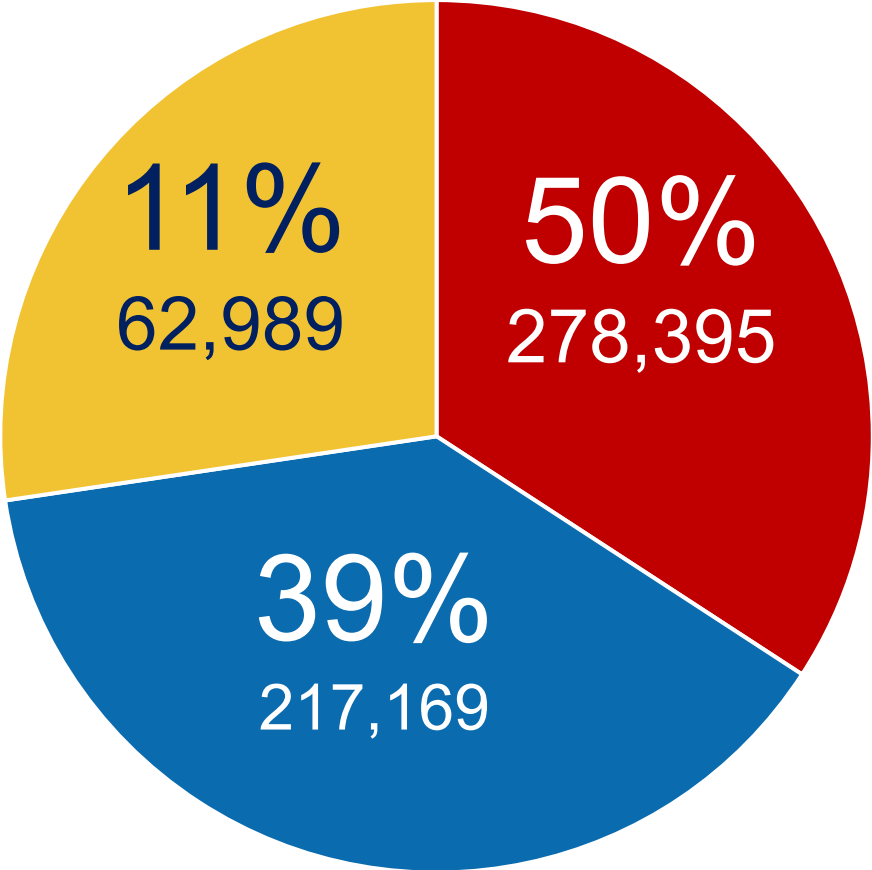
Florida Hits 14 Million Registered Voters

Current Florida Voter Registration



Total: 14,065,627

Since Last Year's Forum
R + 61,226



Total: 558,553

Top Voter Concerns by Media Market

Top Voter Concerns

Statewide	COVID-19	JOBS	POLICE LAW & ORDER	OTHER
	29	15	8	Healthcare 8% Education 7% Environment 4%
Jacksonville	22	13	20	Healthcare 7%
Gainesville	31	31	0	Healthcare 15%
Tallahassee	50	6	6	Environment 6%
Panama City/Pensacola	21	17	10	Healthcare 10%
Orlando/Daytona	28	15	7	Education 6%
Tampa/St. Pete	30	22	3	Healthcare 9%
Ft. Myers/Naples	41	13	21	Healthcare 8%
Broward/Miami	27	12	5	Healthcare 11%
Palm Beach	33	12	9	Education 9%

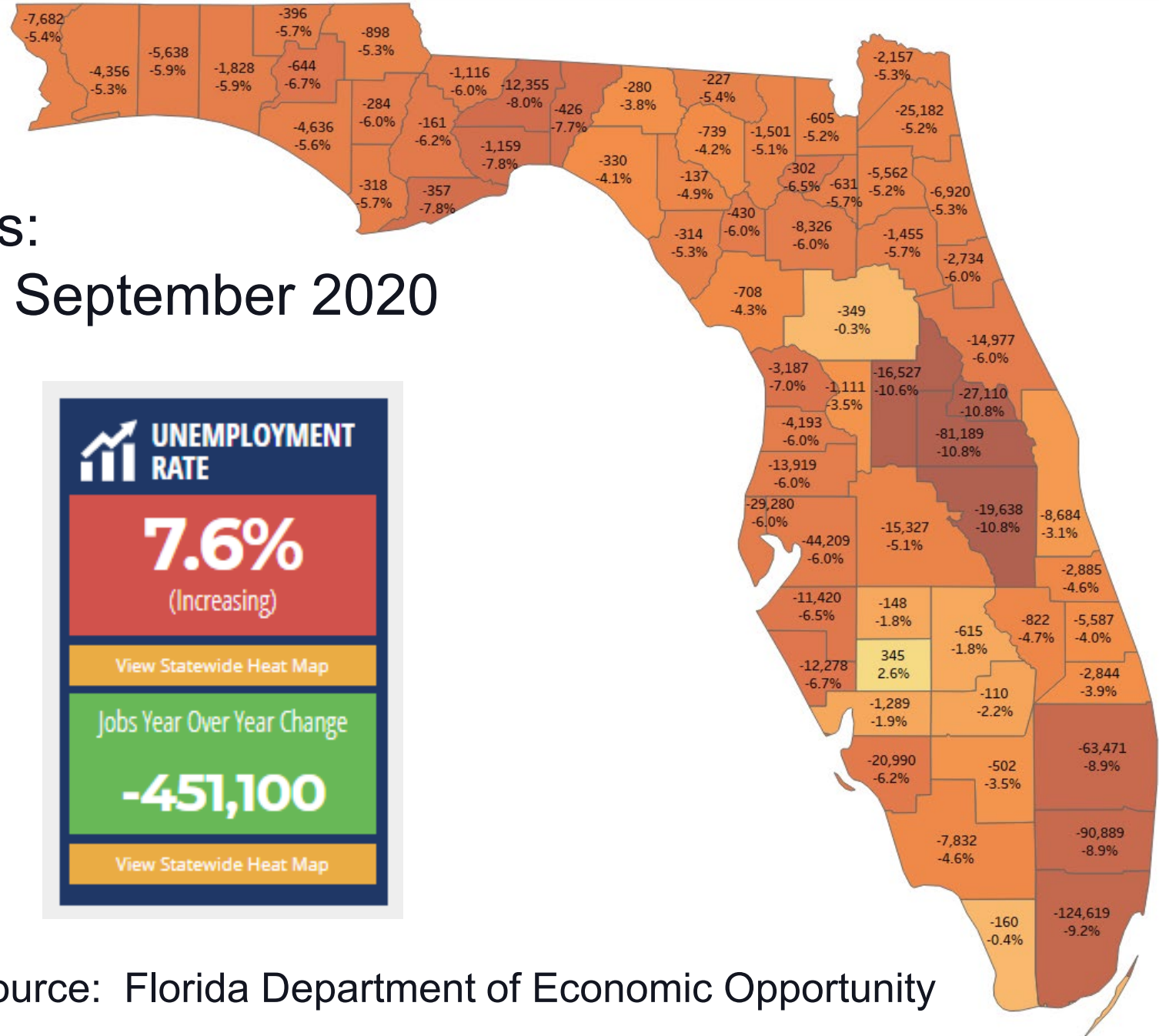
Statewide	COVID-19	JOBS	POLICE LAW & ORDER	OTHER
	29	15	8	Healthcare 8% Education 7% Environment 4%
Men	29	17	7	Healthcare 8%
Women	30	14	10	Education 8%
Rep	19	26	12	Education 9%
Dem	39	6	4	Healthcare 11%
Others	30	12	8	Healthcare 9%
White	32	18	8	Education 7%
Black	20	8	11	Healthcare 15%
Hispanic	25	14	5	Education 11%

Right Direction/Wrong Track

Statewide	45:45
Jacksonville	54:39
Gainesville	38:46
Tallahassee	31:63
Panama City/Pensacola	60:29
Orlando/Daytona	48:41
Tampa/St. Pete	46:46
Ft. Myers/Naples	54:41
Broward/Miami	31:56
West Palm	48:43

Statewide	45:45
Men	50:40
Women	41:49
Republicans	77:18
Democrats	18:70
NPA/Others	37:48
White	55:39
Black	11:68
Hispanic	38:47

Year-over-year Jobs: September 2019 to September 2020



UNEMPLOYMENT RATE

7.6%

(Increasing)

[View Statewide Heat Map](#)

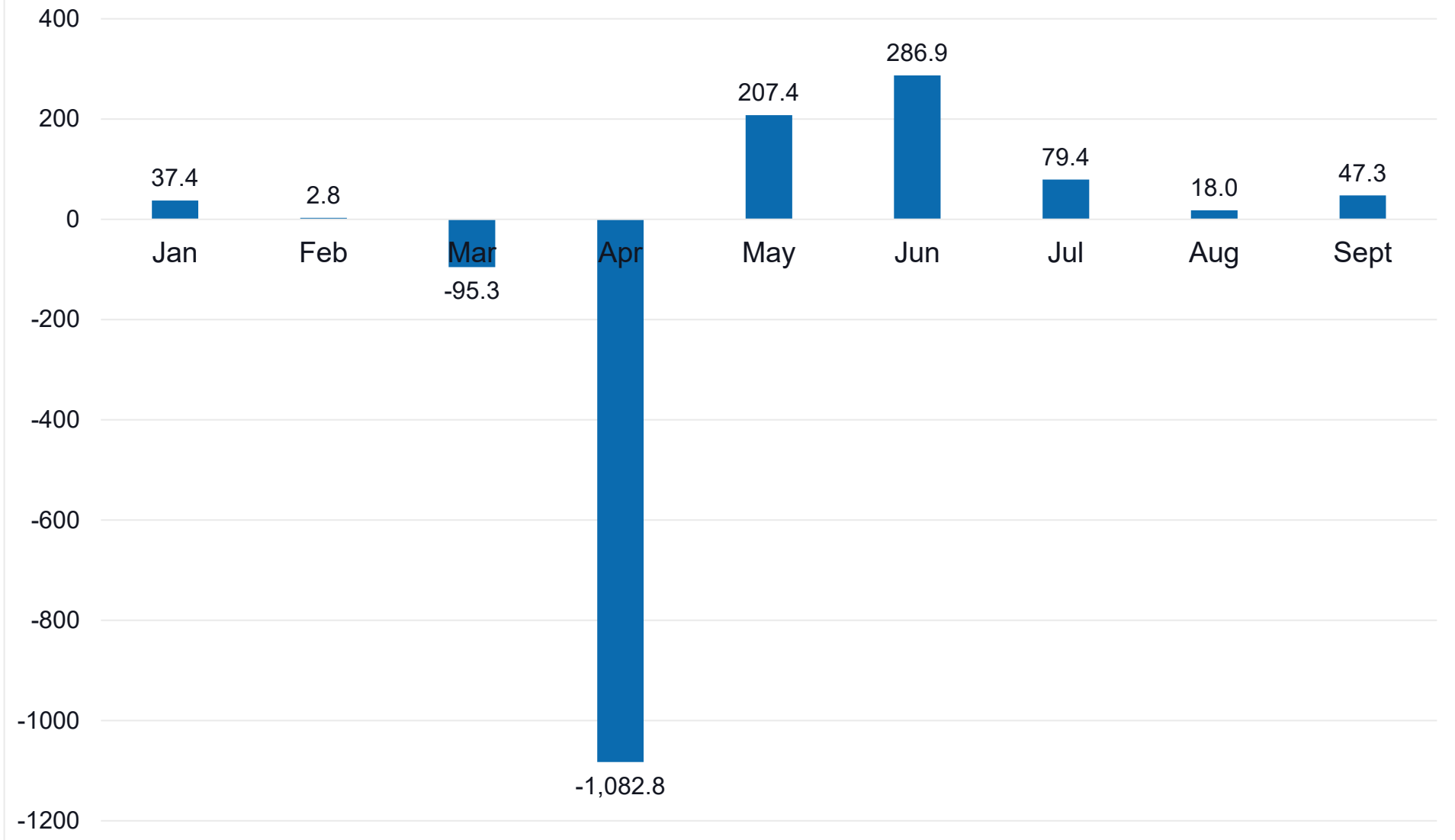
Jobs Year Over Year Change

-451,100

[View Statewide Heat Map](#)

Data Source: Florida Department of Economic Opportunity

2020 Month-over-Month Job Gains/Losses (thousands)

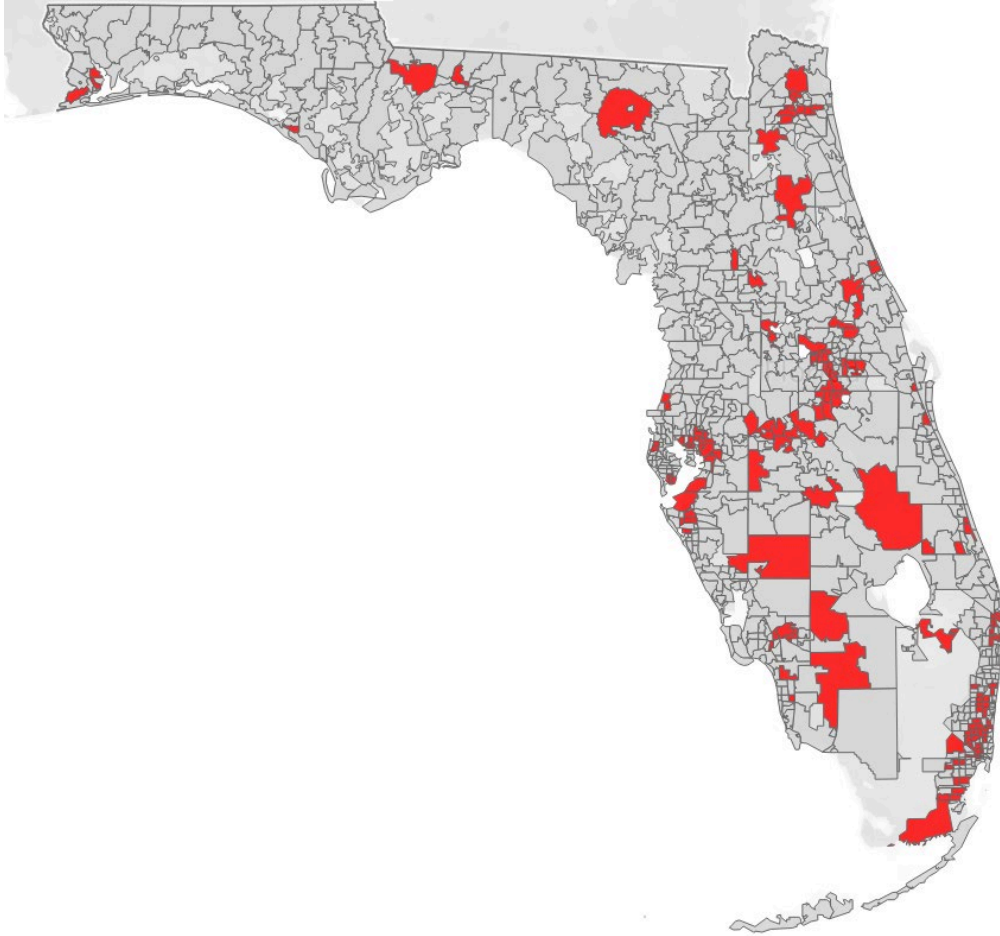


Data Source: U.S. Bureau of Labor Statistics, seasonally adjusted

Job Loss by Category: September 2019 to September 2020

Industry	Job Change	Percent of Industry
Total – All Industries	-451,100	-5.0%
Leisure & Hospitality	-234,000	-18.7%
Professional & Business Services	-67,200	-4.8%
Trade, Transportation & Utilities	-41,600	-2.3%
Other Services	-31,500	-8.9%
Education & Health Services	-12,100	-0.9%
Construction	-9,100	-1.6%
Manufacturing	-7,300	-1.9%
Financial Activities	-5,400	-0.9%

The Florida Prosperity Initiative



There are **870,505 kids**
in Florida living in
Poverty

*HALF (over 450,000) of children in
poverty live in just 150 (15%) of
Florida's 983 Zip Codes*

Building the Perfect Climate for Business

Oct. 2019



Current

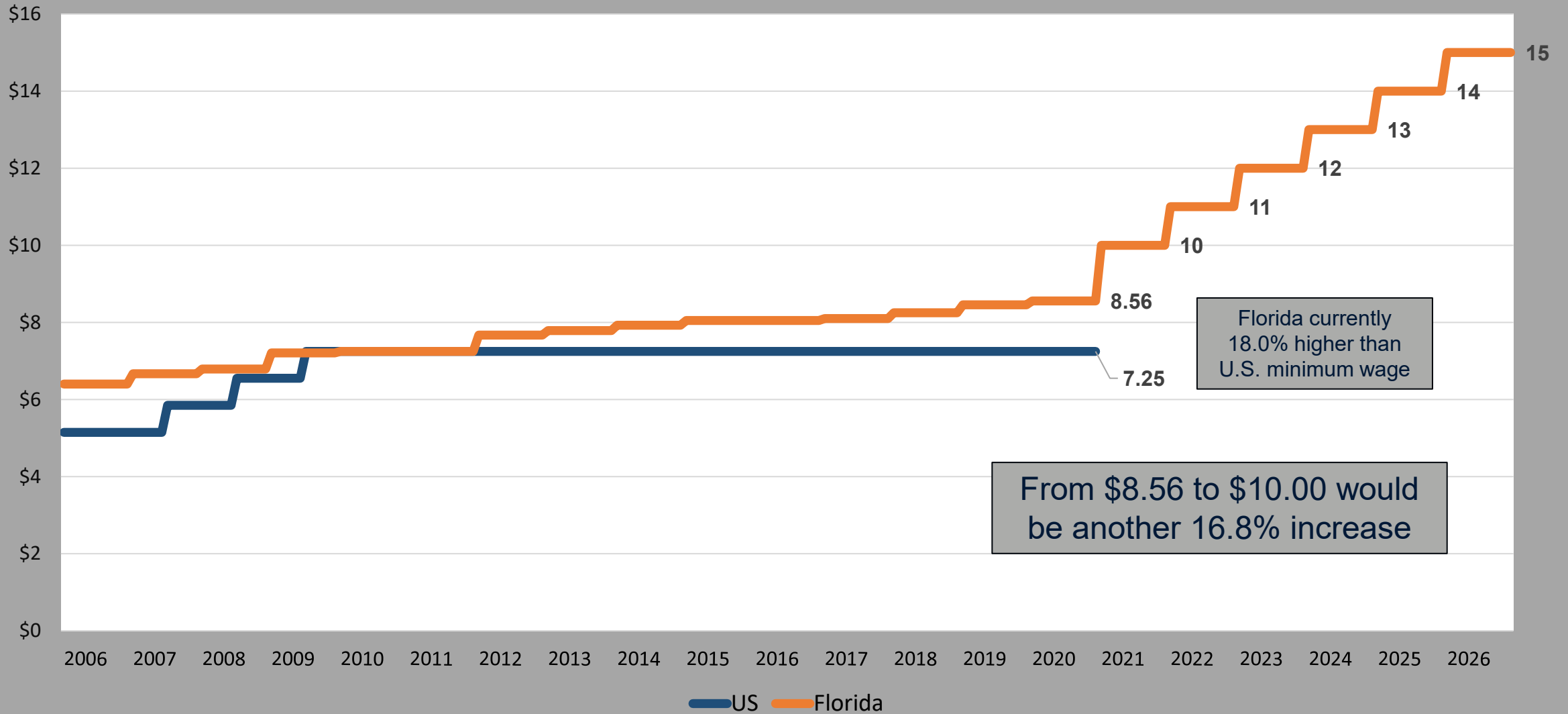


Do you believe personal injury trial lawyers are more concerned about protecting the rights of people or with making money?

69% = Making Money

10% = Protecting Rights of People

Florida and U.S. Minimum Wage – plus proposed increases





FLORIDA
CHAMBER
of Commerce

RELAUNCH FLORIDA

Uniting Business for Good

Download this presentation at
www.FloridaChamber.com/EconomicCouncilPBC

FLORIDA
CHAMBER
of Commerce