



Improving Florida's Talent Pipeline for a Better Workforce

Mark Wilson, President, Florida Chamber of Commerce

FLORIDA
CHAMBER
Foundation

FLORIDA
CHAMBER
of Commerce

A man in a suit, Mark Wilson, is speaking at a podium. Behind him is a large screen displaying 'State of Florida Metrics' with various data points. To the right, a sign reads 'State of Florida FORUM'.

“Talent is quickly replacing the tax incentive as the economic development tool of choice.”

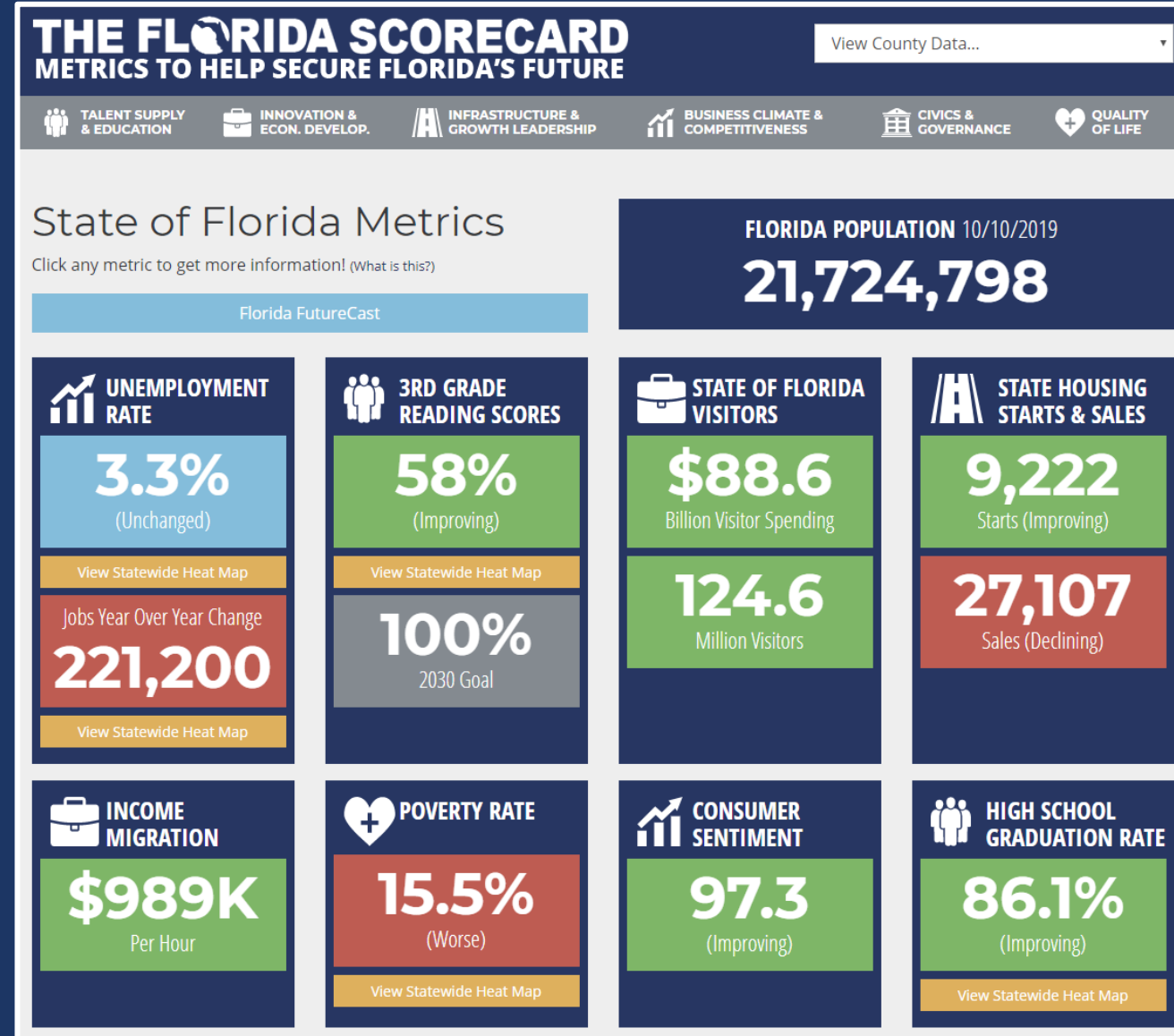
– Mark Wilson

Download this presentation at
www.FloridaChamber.com/StLucie

Florida At A Glance

- Florida's Economy \$1 Trillion GDP (17th)
- 21.7 Million Residents
 - 3rd / 26M By 2030 / More Than 900/Day
- 124.6 Million Visitors In 2018 (+50M by 2030)
- Florida Creates 1 In 13 New U.S. Jobs
- **FL's Talent Gap:** 277,500 Jobs Looking for People/342,000 People Looking for Jobs.

www.TheFloridaScorecard.org



Job Creation August 2018 – August 2019

U.S. Growth Rate **1.4%**

Florida Growth Rate **2.5%**

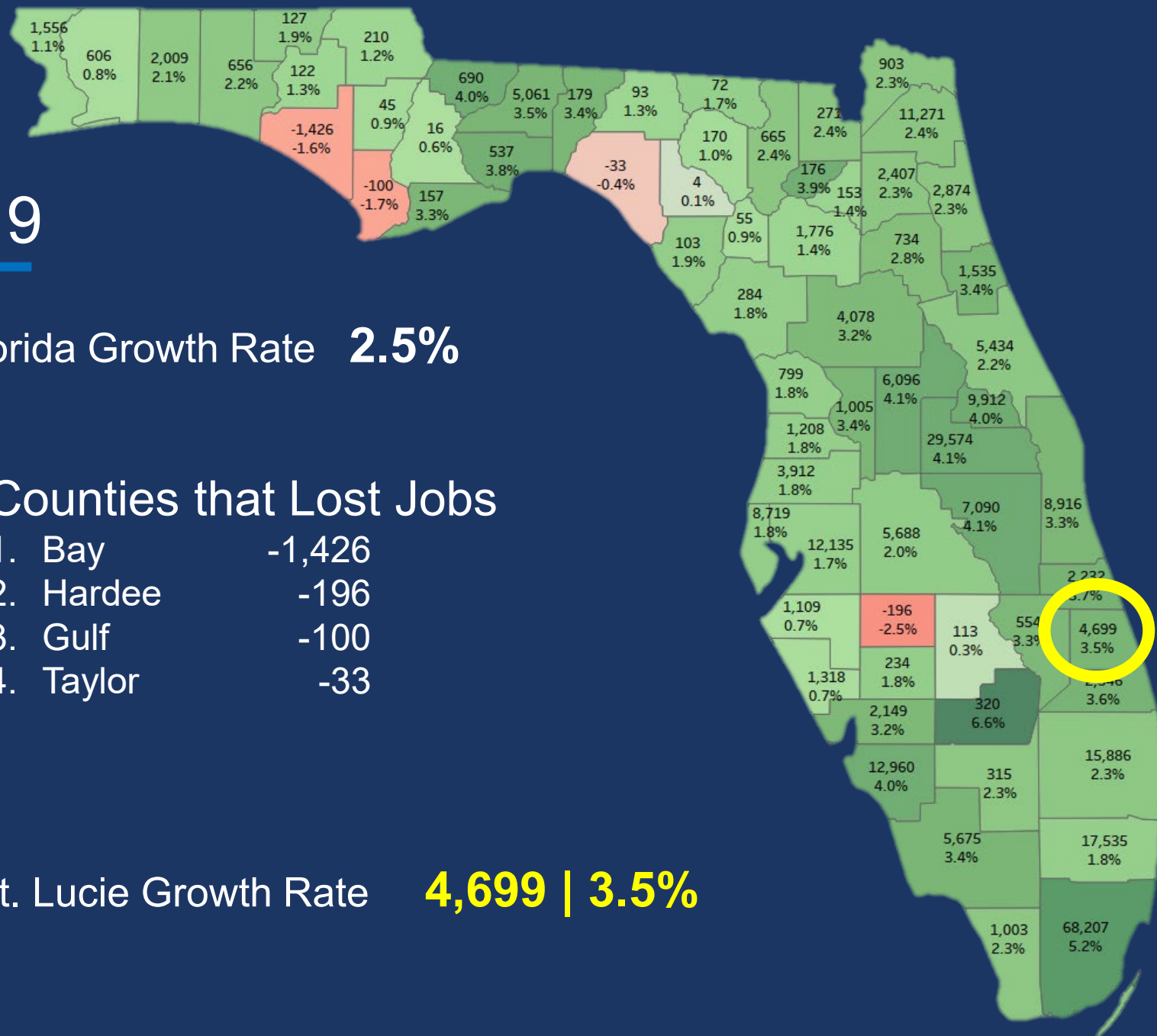
Top Counties for Jobs

1.	Miami-Dade	68,207
2.	Orange	29,574
3.	Broward	17,535
4.	Palm Beach	15,886
5.	Lee	12,960
6.	Hillsborough	12,135
7.	Duval	11,271
8.	Seminole	9,912
9.	Brevard	8,916
10.	Pinellas	8,719

Counties that Lost Jobs

1.	Bay	-1,426
2.	Hardee	-196
3.	Gulf	-100
4.	Taylor	-33

St. Lucie Growth Rate **4,699 | 3.5%**



Job Creation by County: 2014-18

U.S. Job Growth: **7.8%**

Florida Job Growth: **13.4%**

St. Lucie Job Growth: **14.1%**

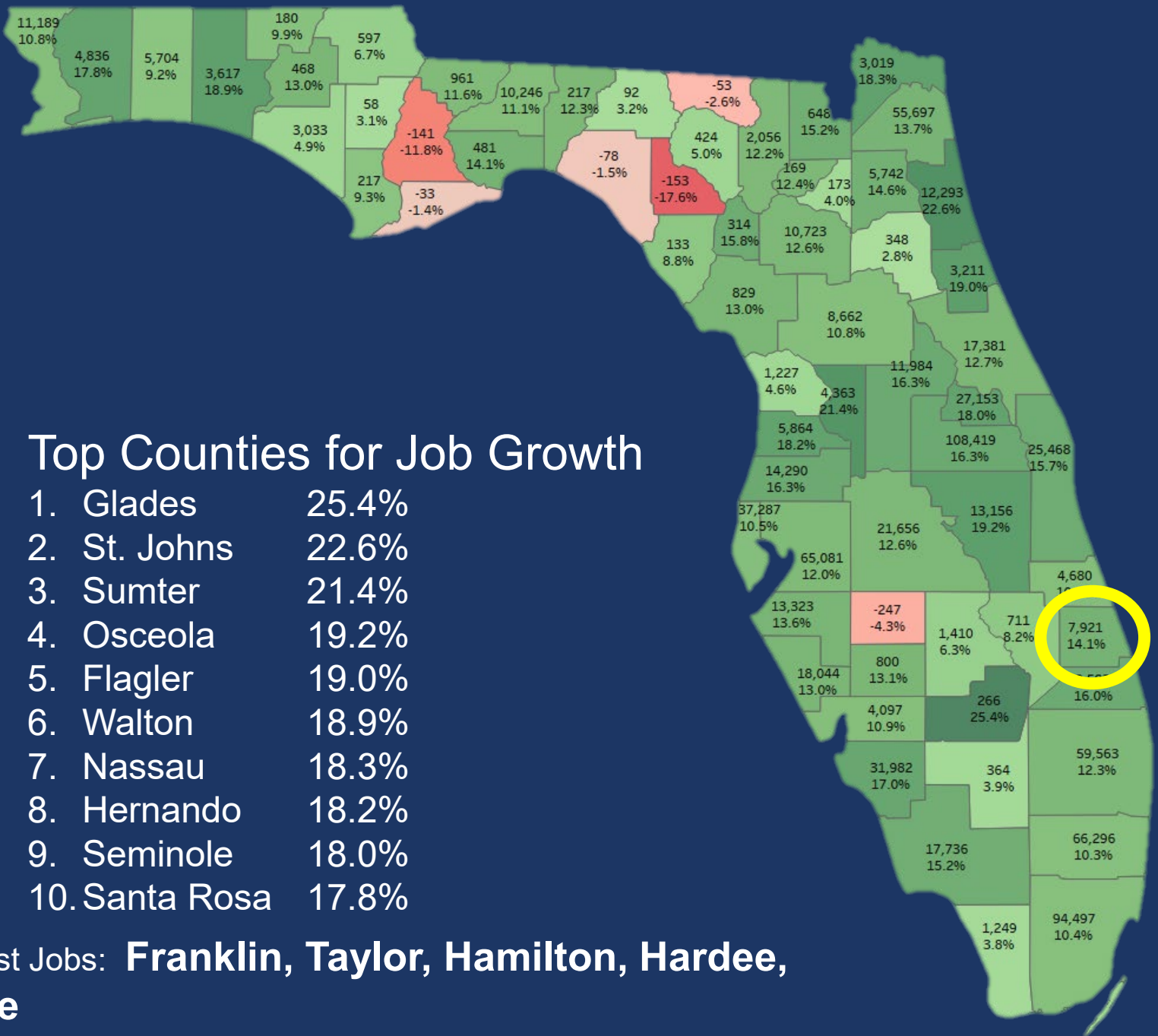
Top Counties for Jobs

1. Orange	108,419
2. Miami-Dade	94,497
3. Broward	66,296
4. Hillsborough	65,081
5. Palm Beach	59,563
6. Duval	55,697
7. Pinellas	37,287
8. Lee	31,982
9. Seminole	27,153
10. Brevard	25,468

Top Counties for Job Growth

1. Glades	25.4%
2. St. Johns	22.6%
3. Sumter	21.4%
4. Osceola	19.2%
5. Flagler	19.0%
6. Walton	18.9%
7. Nassau	18.3%
8. Hernando	18.2%
9. Seminole	18.0%
10. Santa Rosa	17.8%

6 Florida Counties Lost Jobs: **Franklin, Taylor, Hamilton, Hardee, Liberty, Lafayette**



Florida's Economic Diversification Strategy is Working

Florida in 2017



Florida now

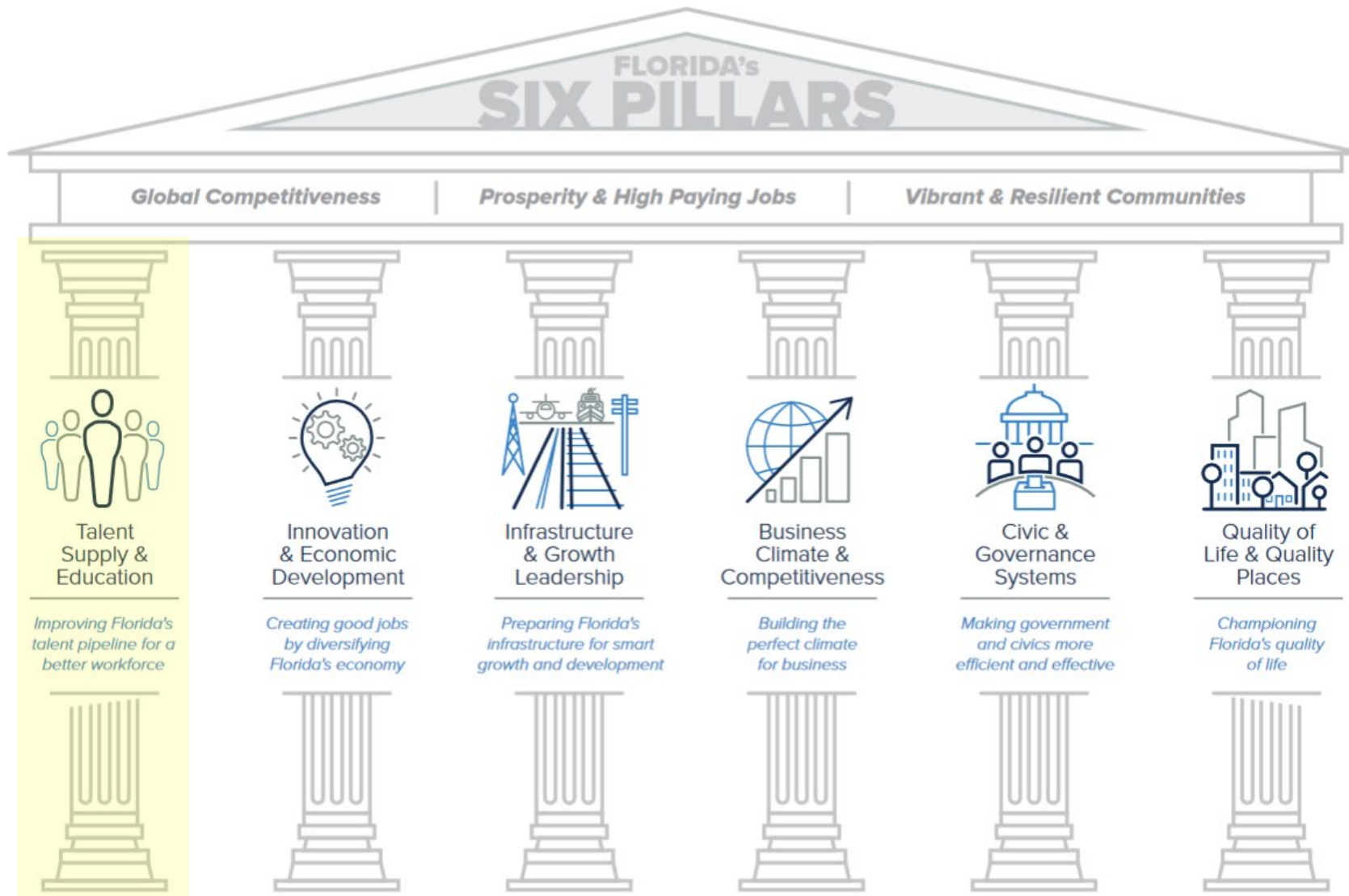


Fixing Florida's Broken Legal Climate



Florida ranked **46th** out of all
50 U.S. states
(bottom 5 ranking)

Florida families pay **\$4,442**
every year in a lawsuit tax



Help secure Florida's future at
Florida2030.org

Track Florida's progress at
TheFloridaScorecard.org

Talent Supply and Education 2030 Goals

Improving Florida's talent pipeline for a better workforce

>80% of Florida's workforce has
essential **employability skills**

>60% of Floridians 25-64 have
a high-value **postsecondary
certificate, degree, or
training experience**

95% of entering **high school
students graduate within 4 years**

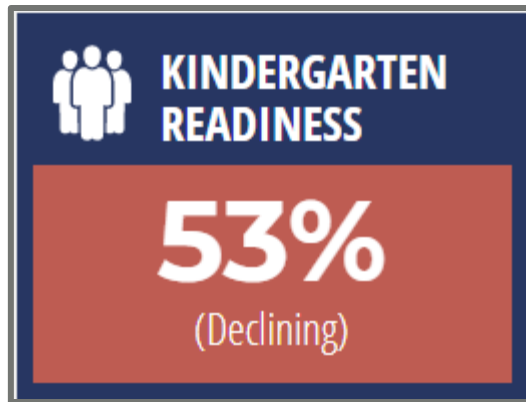
100% of Florida **8th graders
read & perform math at or above
grade level**

100% of Florida **3rd graders
read at or above grade level**

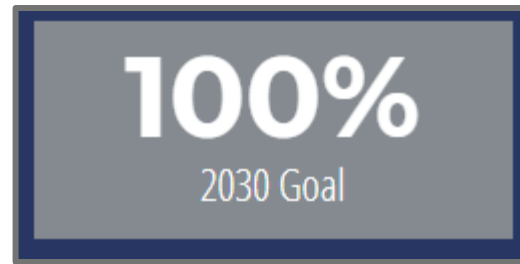
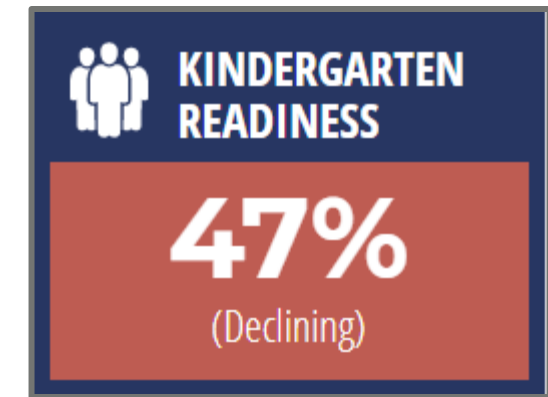
100% of children are
ready for kindergarten

Florida 2030: Kindergarten Readiness

Florida average



St. Lucie County average


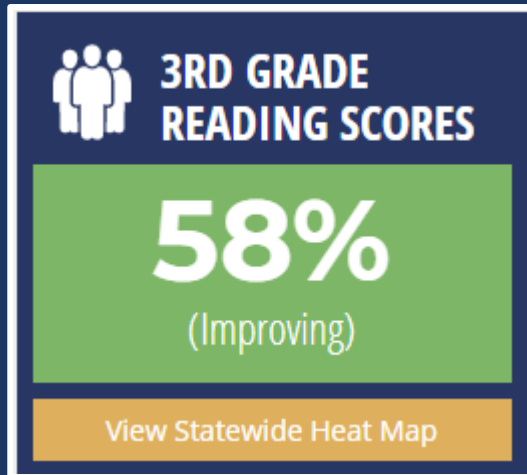


2030 Goal Leader: **The Children's Movement**
of Florida

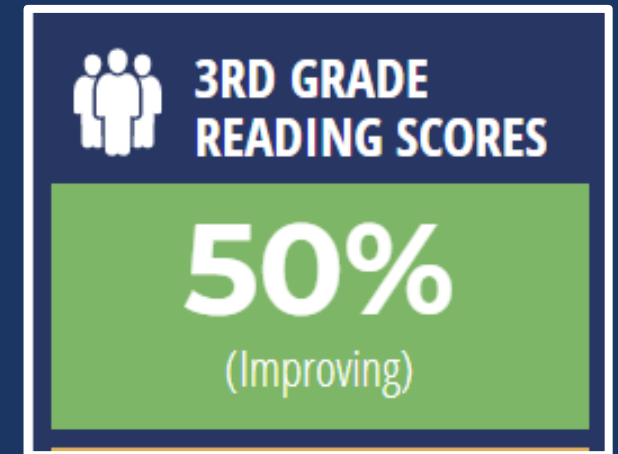


Florida 2030: 3rd Grade Reading

Florida average

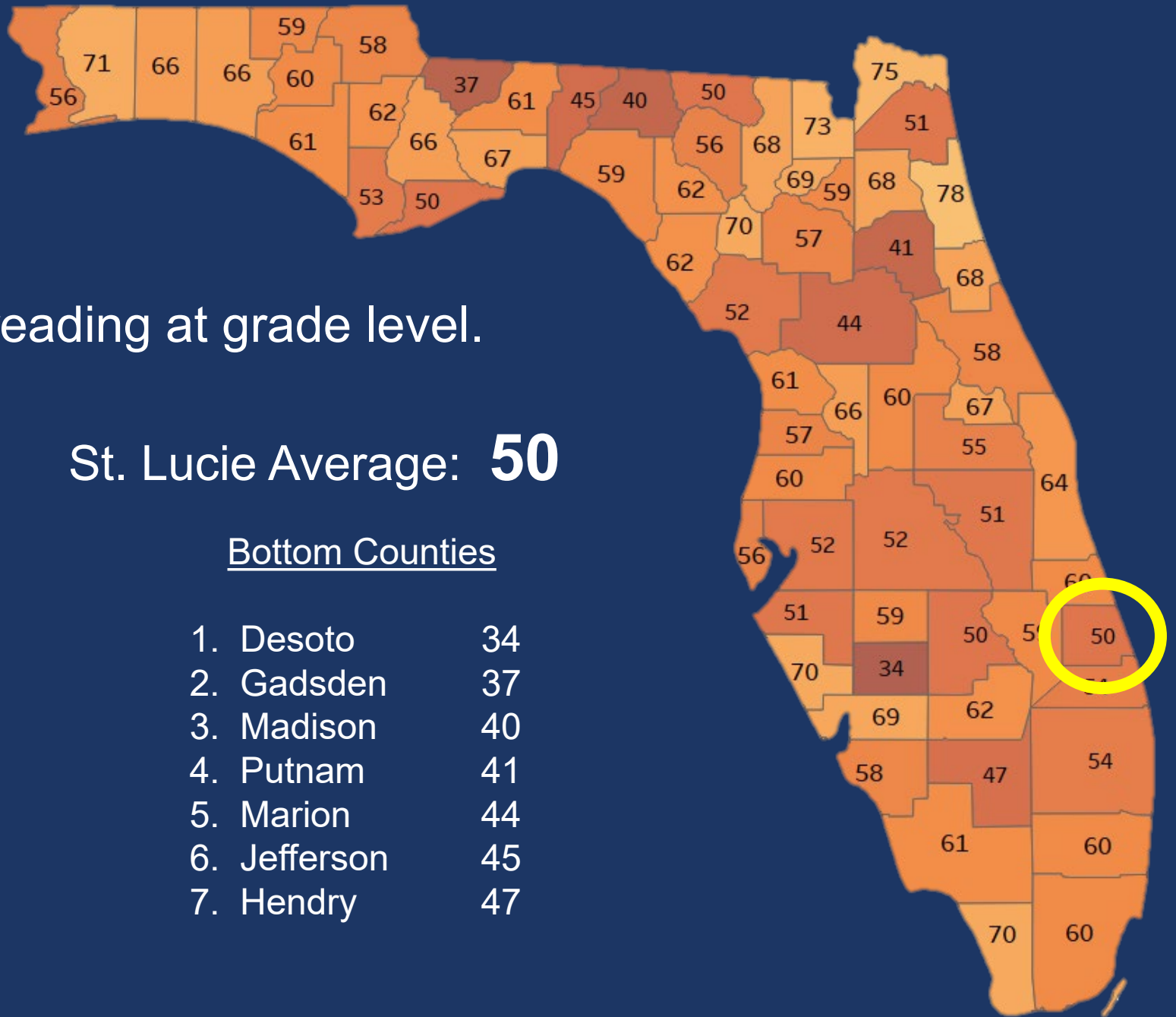


St. Lucie County average



2030 Goal Leader: **Florida Business Alliance for Early Learning**
Kim Reckley, Chair

Can Florida's 3rd Graders Read?



91,066 3rd graders not reading at grade level.

Florida Average: **58**

St. Lucie Average: **50**

Top Counties

1. St. Johns 78
2. Nassau 75
3. Baker 73
4. Santa Rosa 71
5. Sarasota 70
6. Monroe 70
7. Gilchrist 70

Bottom Counties

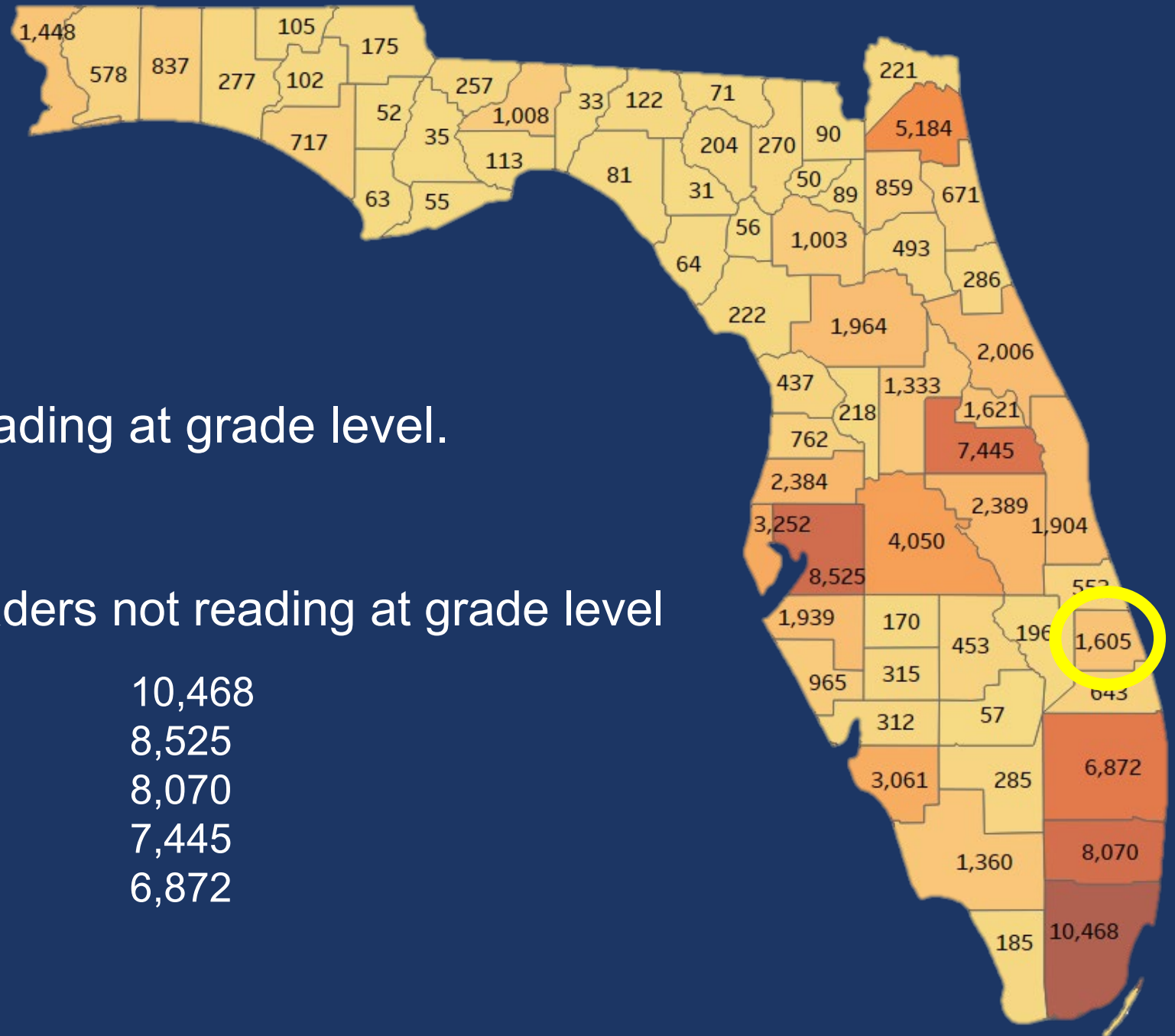
1. Desoto 34
2. Gadsden 37
3. Madison 40
4. Putnam 41
5. Marion 44
6. Jefferson 45
7. Hendry 47

3rd Graders Not Reading at Grade Level in 2019

91,066 3rd graders not reading at grade level.

Counties with most 3rd graders not reading at grade level

- | | |
|-----------------|--------|
| 1. Miami-Dade | 10,468 |
| 2. Hillsborough | 8,525 |
| 3. Broward | 8,070 |
| 4. Orange | 7,445 |
| 5. Palm Beach | 6,872 |



3rd Grade Reading Scores and changes from 2015-2019

Florida score went from **53%** to **58%** during this time period.

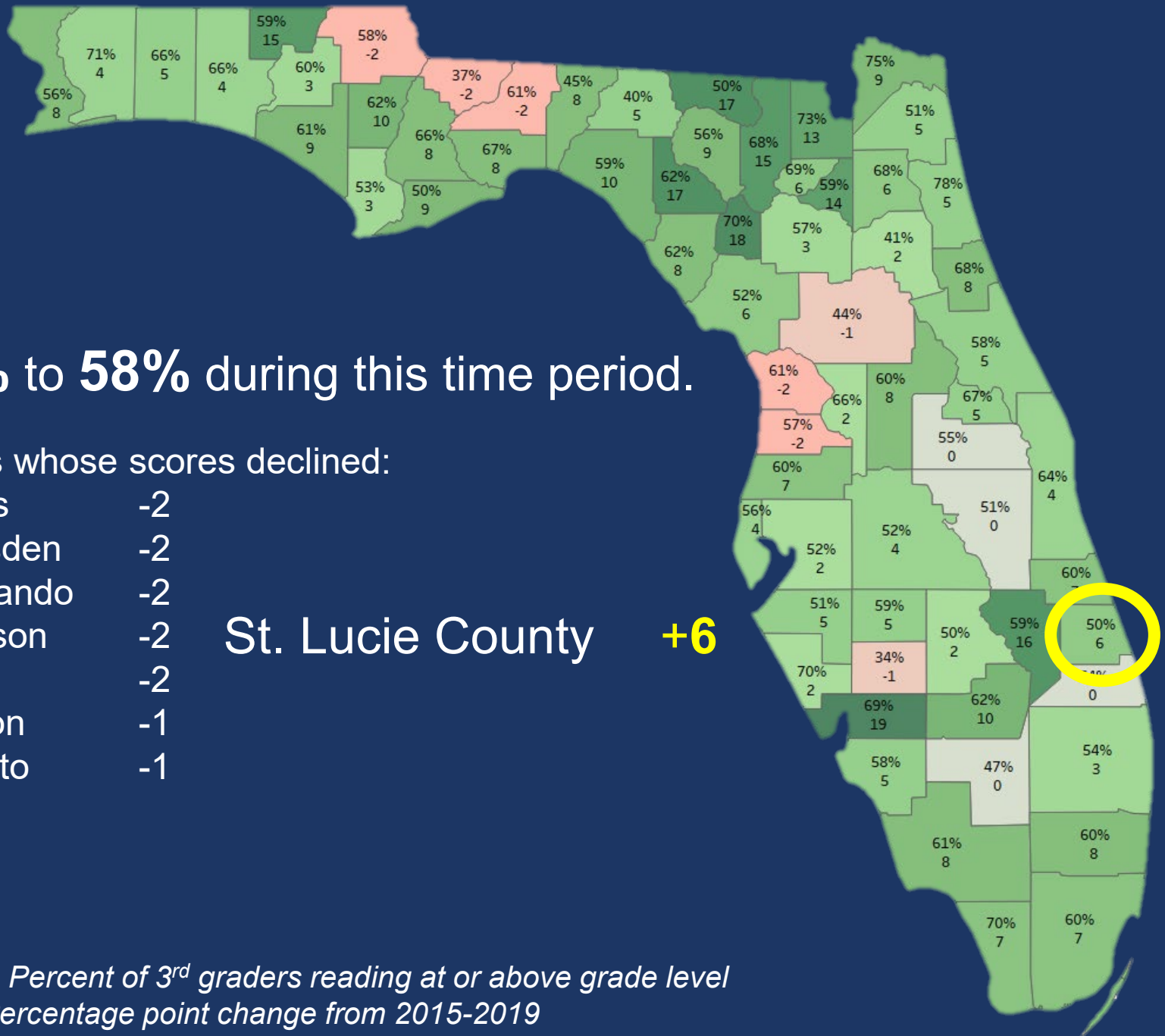
Top Improvements:

- | | |
|---------------|----|
| 1. Charlotte | 19 |
| 2. Gilchrist | 18 |
| 3. Lafayette | 17 |
| 4. Hamilton | 17 |
| 5. Okeechobee | 16 |
| 6. Columbia | 15 |
| 7. Holmes | 15 |
| 8. Bradford | 14 |
| 9. Baker | 13 |

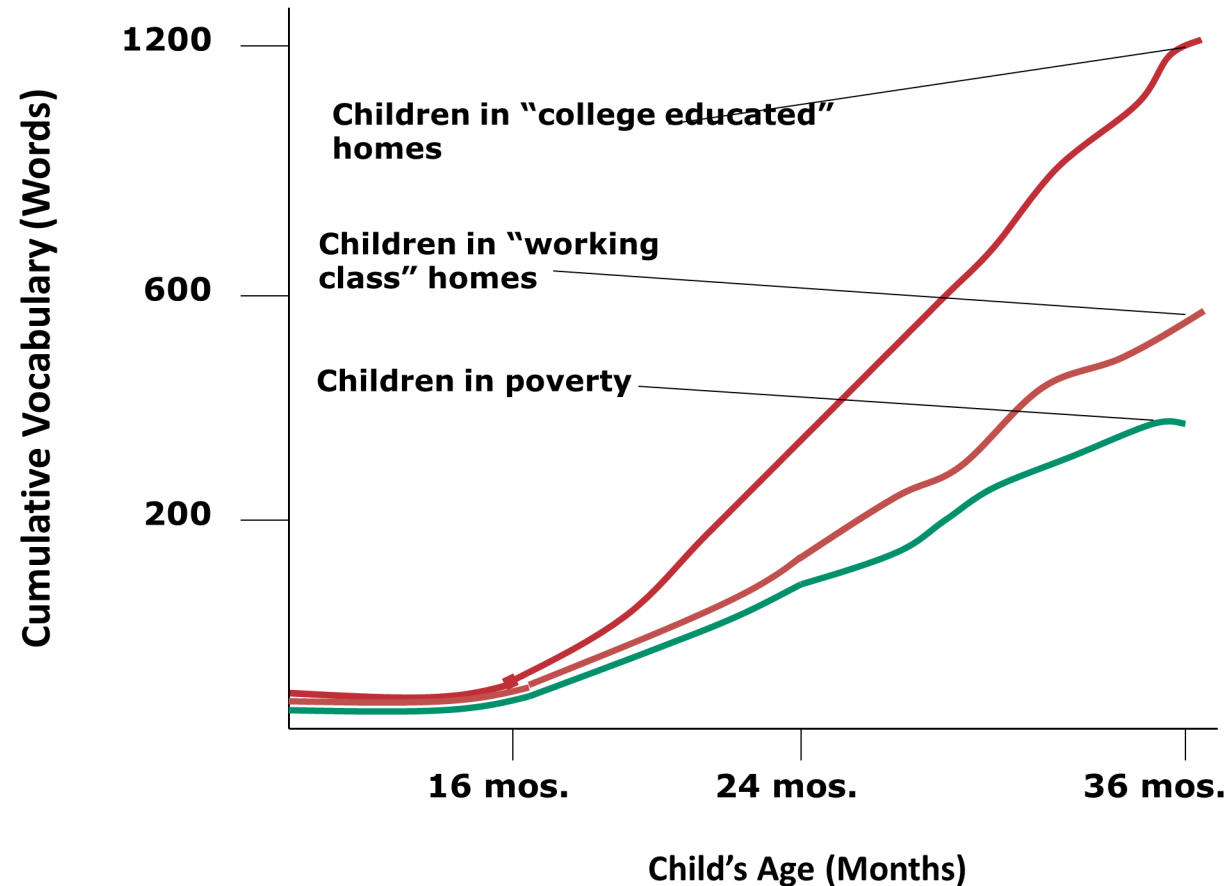
Counties whose scores declined:

- | | |
|-------------|----|
| 1. Citrus | -2 |
| 2. Gadsden | -2 |
| 3. Hernando | -2 |
| 4. Jackson | -2 |
| 5. Leon | -2 |
| 6. Marion | -1 |
| 7. Desoto | -1 |

St. Lucie County **+6**



When Does Unequal Opportunity Begin?



Words Heard By Age Four

45 Million
26 Million
13 Million

The Children's Movement
of Florida



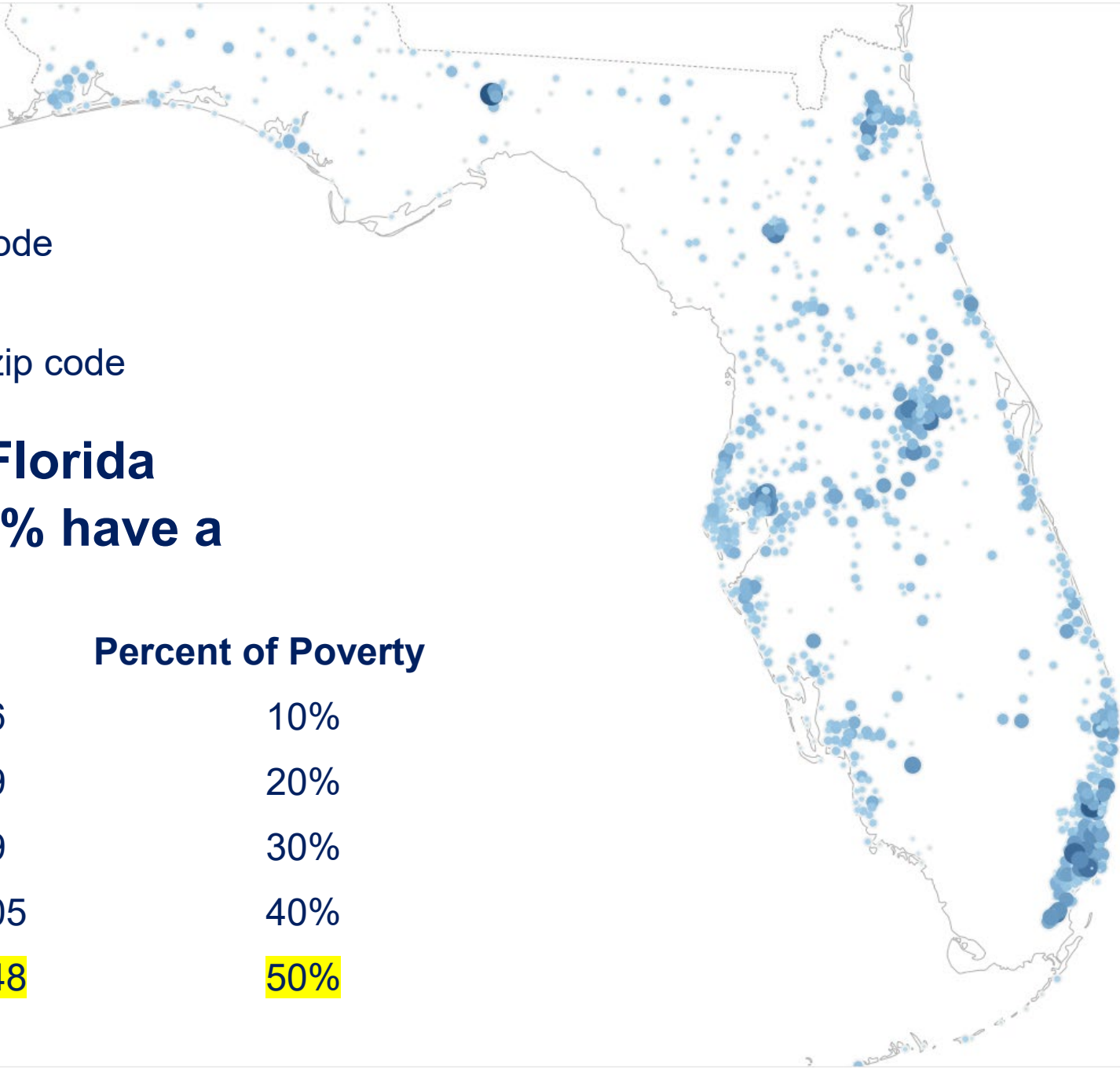
Reading Is A Pathway Out of Poverty

3,070,972 people living in poverty, by zip code

901,772 kids under-18 living in poverty, by zip code

Florida 2030 Goal: **Less than 10% of Florida children live in poverty and 100% have a pathway out**

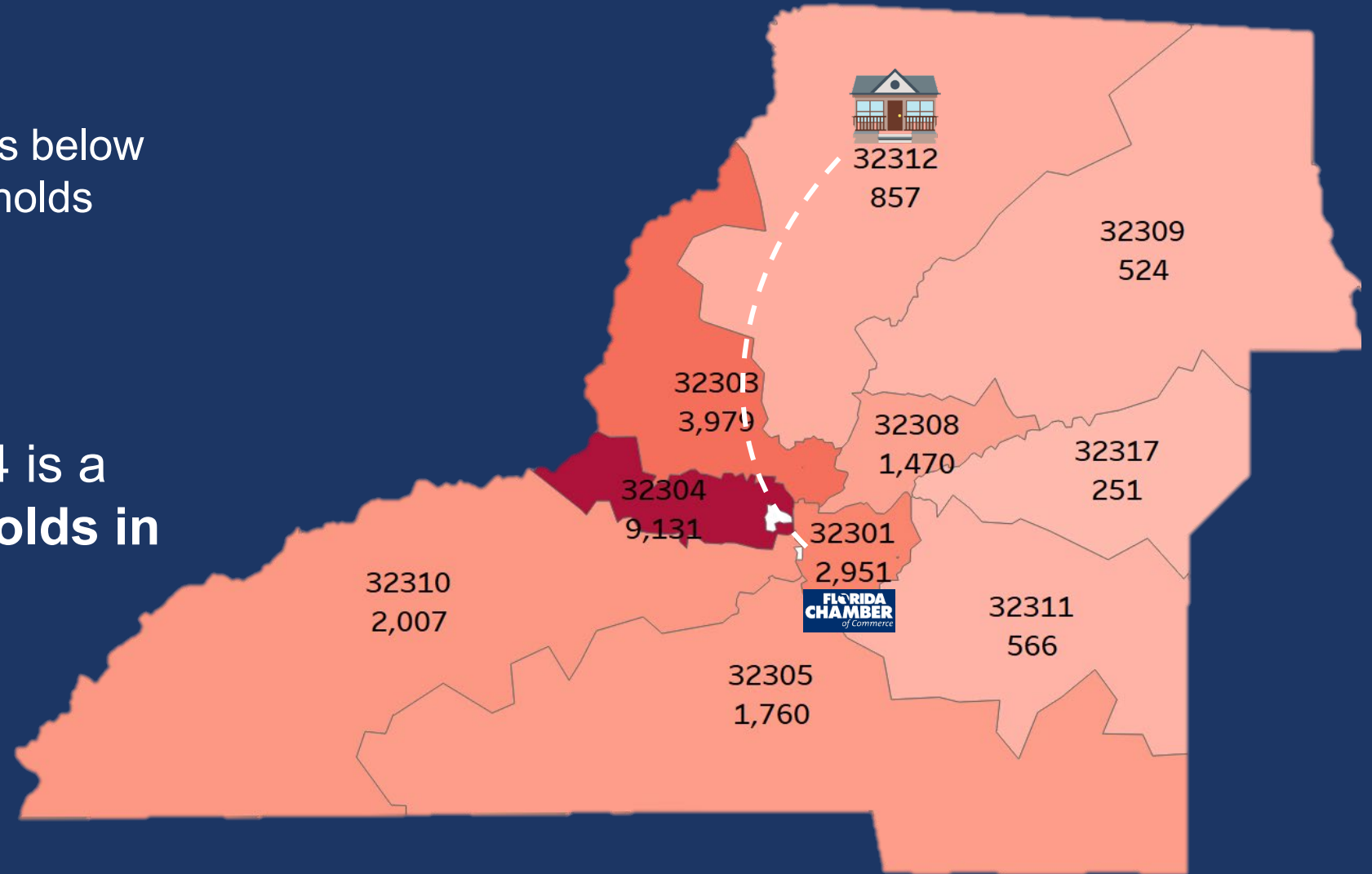
Top Zip Codes	Percent of Poverty
16	10%
39	20%
69	30%
105	40%
148	50%



Households in Leon County Living Below the Poverty Level

Florida: 1.1 million households below poverty level - 15.1% of households

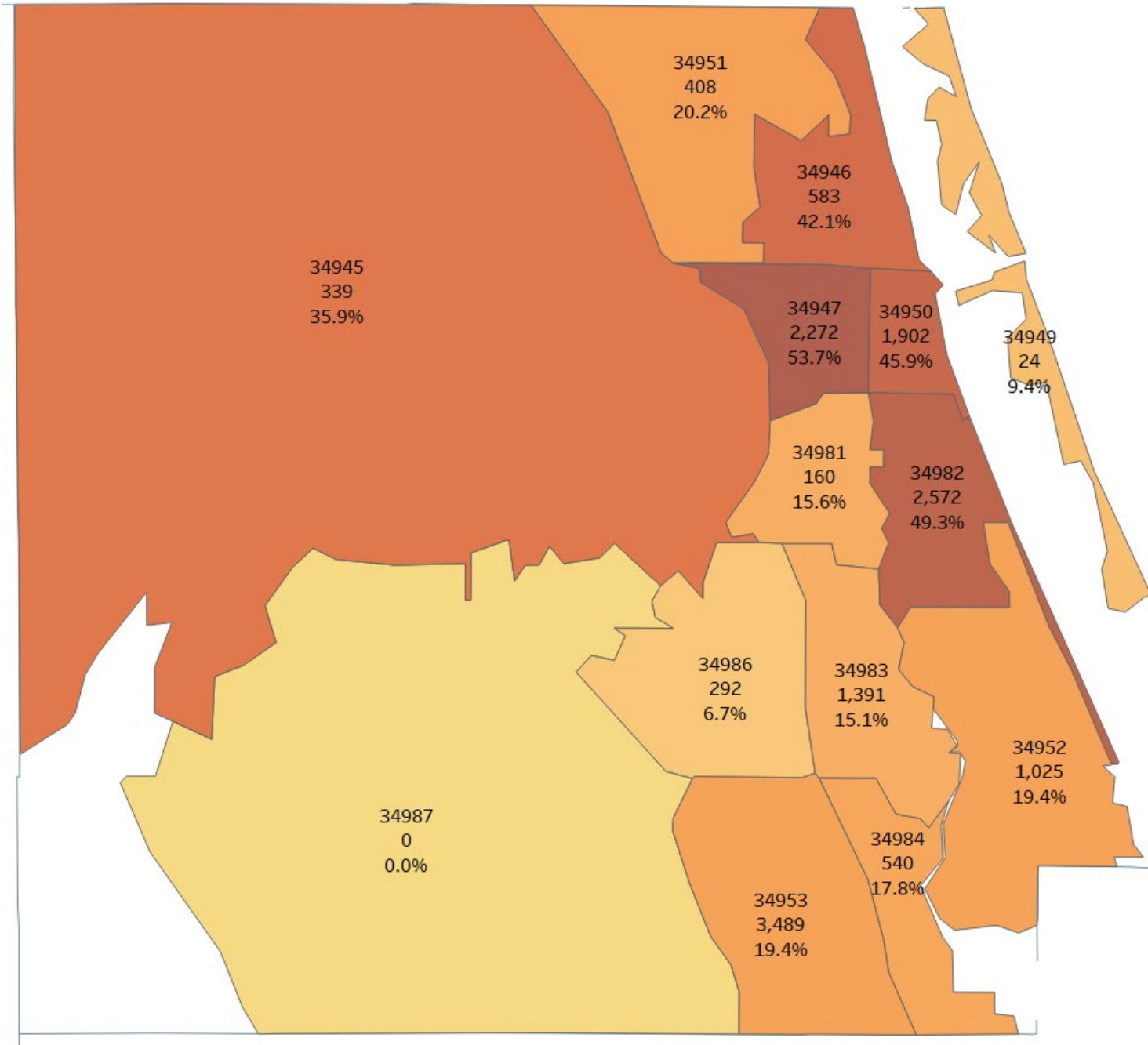
At 9,131 – zip code 32304 is a top zip code for households in poverty in Florida



St. Lucie County

Top Number: Zip Code
Middle Number: Number of kids in Poverty
Bottom Number: Under-18 Poverty Rate

www.FloridaChamber.com/Prosperity



St. Lucie County 3rd Grade Reading Scores

St. Lucie School	Score	
WHITE CITY	29	
WEATHERBEE	33	
FAIRLAWN	75	
CREATIVE ARTS ACADEMY OF ST. LUCIE	34	
LAWNWOOD	28	
ST. LUCIE	23	
FRANCES K. SWEET ELEM.	55	
SAVANNA RIDGE SCHL	36	
CHESTER A. MOORE	28	
ST. LUCIE WEST K-8	69	
SAMUEL S. GAINES ACADEMY	33	
ALLAPATTAH FLATS K-8	58	
MORNINGSIDE	69	
LAKEWOOD PARK ELEM.	43	

St. Lucie School	Score	
FLORESTA	56	
BAYSHORE	59	
NORTHPORT K-8	47	
WINDMILL POINT ELEM	49	
VILLAGE GREEN ENVIRONMENTAL STUDIES	50	
PARKWAY	44	
MARIPOSA	57	
OAK HAMMOCK K-8	43	
MANATEE ACADEMY K-8	66	
RIVERS EDGE	57	
WEST GATE K-8	71	
SOMERSET ACADEMY ST. LUCIE	45	
RENAISSANCE CHARTER OF ST. LUCIE	60	
RENAISSANCE CHARTER AT TRADITION	70	

St. Lucie
County
average



3RD GRADE
READING SCORES

50%

(Improving)

How Many St. Lucie County 3rd Graders Can't Read At Grade Level?

St. Lucie School	Score	Not Reading at Grade Level
WHITE CITY	29	79
WEATHERBEE	33	85
FAIRLAWN	75	27
CREATIVE ARTS ACADEMY OF ST. LUCIE	34	19
LAWNWOOD	28	93
ST. LUCIE	23	105
FRANCES K. SWEET ELEM.	55	46
SAVANNA RIDGE SCHL	36	57
CHESTER A. MOORE	28	78
ST. LUCIE WEST K-8	69	41
SAMUEL S. GAINES ACADEMY	33	80
ALLAPATTAH FLATS K-8	58	49
MORNINGSIDE	69	34
LAKEWOOD PARK ELEM.	43	68

St. Lucie School	Score	Not Reading at Grade Level
FLORESTA	56	51
BAYSHORE	59	47
NORTHPORT K-8	47	53
WINDMILL POINT ELEM	49	80
VILLAGE GREEN ENVIRONMENTAL STUDIES	50	48
PARKWAY	44	53
MARIPOSA	57	47
OAK HAMMOCK K-8	43	84
MANATEE ACADEMY K-8	66	41
RIVERS EDGE	57	49
WEST GATE K-8	71	36
SOMERSET ACADEMY ST. LUCIE	45	39
RENAISSANCE CHARTER OF ST. LUCIE	60	68
RENAISSANCE CHARTER AT TRADITION	70	38

Engage With Us

Florida Chamber Foundation's 2020 Learners to Earners Summit Summer 2020


Check for updates at

[**www.FloridaChamber.com/Events**](http://www.FloridaChamber.com/Events)



Four Ways to Make a Difference

1. Download and share this Presentation at **www.FloridaChamber.com/St.Lucie**
2. Complete our early learning petition at **www.FloridaChamber.com/EarlyLearning**
3. Attend the **Florida Chamber Foundation's 2020 Learners to Earners Workforce Summit** in Summer 2020
4. Attend the **Florida Chamber Foundation's 2019 Future of Florida Forum** from October 28-29 in Orlando. Register at **www.FloridaChamber.com/Events**



Mark Wilson
President and CEO
mwilson@flchamber.com
850.521.1209



Download this presentation at
www.FloridaChamber.com/StLucie