




State of Florida Business

Mark Wilson, President & CEO, Florida Chamber of Commerce

FLORIDA
CHAMBER
of Commerce

A man in a suit, Mark Wilson, is speaking at a podium. Behind him is a large presentation screen displaying various economic statistics for Florida. The screen is titled "STATE OF FLORIDA" and "2019". It shows several key metrics: a 4.7% increase in GDP, 88.2% of the workforce employed, \$89.1 billion in state revenue, and 6,255 new jobs created. Other metrics include 259,800 total jobs, 106.0% increase in state revenue, and 24,083 new jobs created. The Florida state flag is visible to the left of the speaker.

“Florida is at a crossroads. The only way Florida will reach its potential is for business leaders to unite for good.”

– Mark Wilson

Download this presentation at
www.FloridaChamber.com/StateofBusiness2019

Florida At A Glance

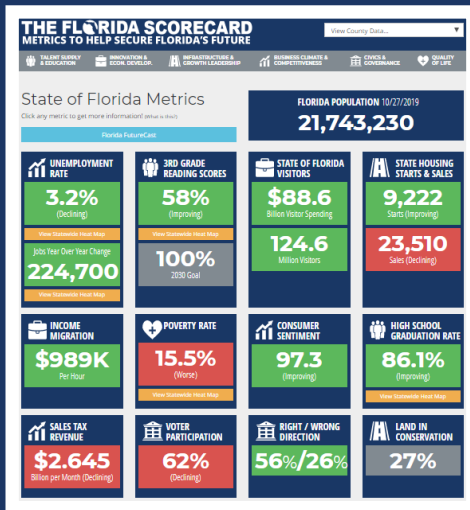
- 21.7 million / +4.5 million
- 124.6 / +50 million
- 277,500 / 336,000
- 3 million
- 20%
- 1.5 million

17th → 10th

Uniting Florida's Business Community For Good

**FLORIDA
CHAMBER**
Foundation

Solutions (Research)



**FLORIDA
CHAMBER**
of Commerce

**FLORIDA
CHAMBER**
of Commerce

Actions (Lobbying & Grassroots)

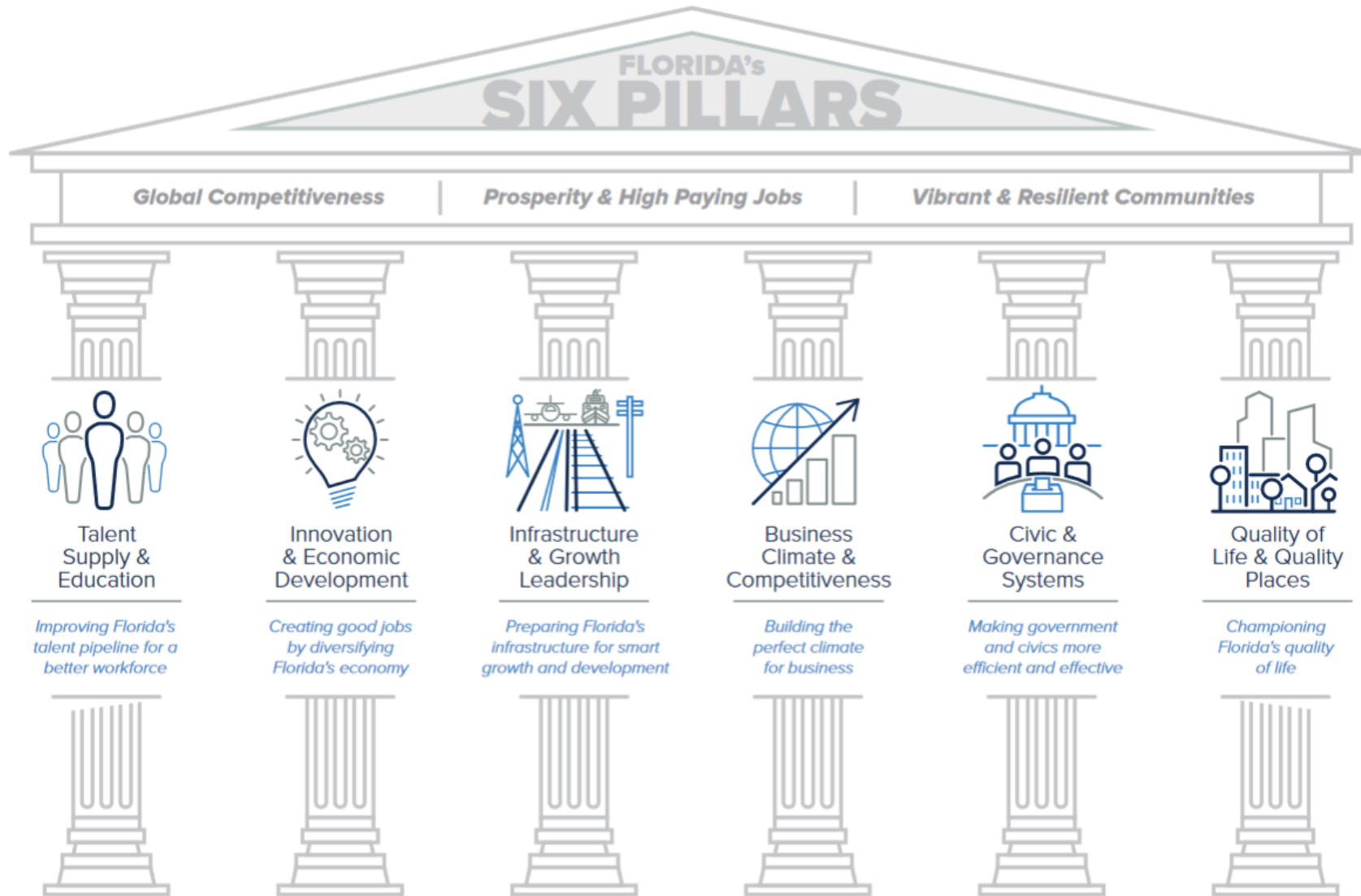


**FLORIDA
CHAMBER**
Political Institute

Leadership (Elections)

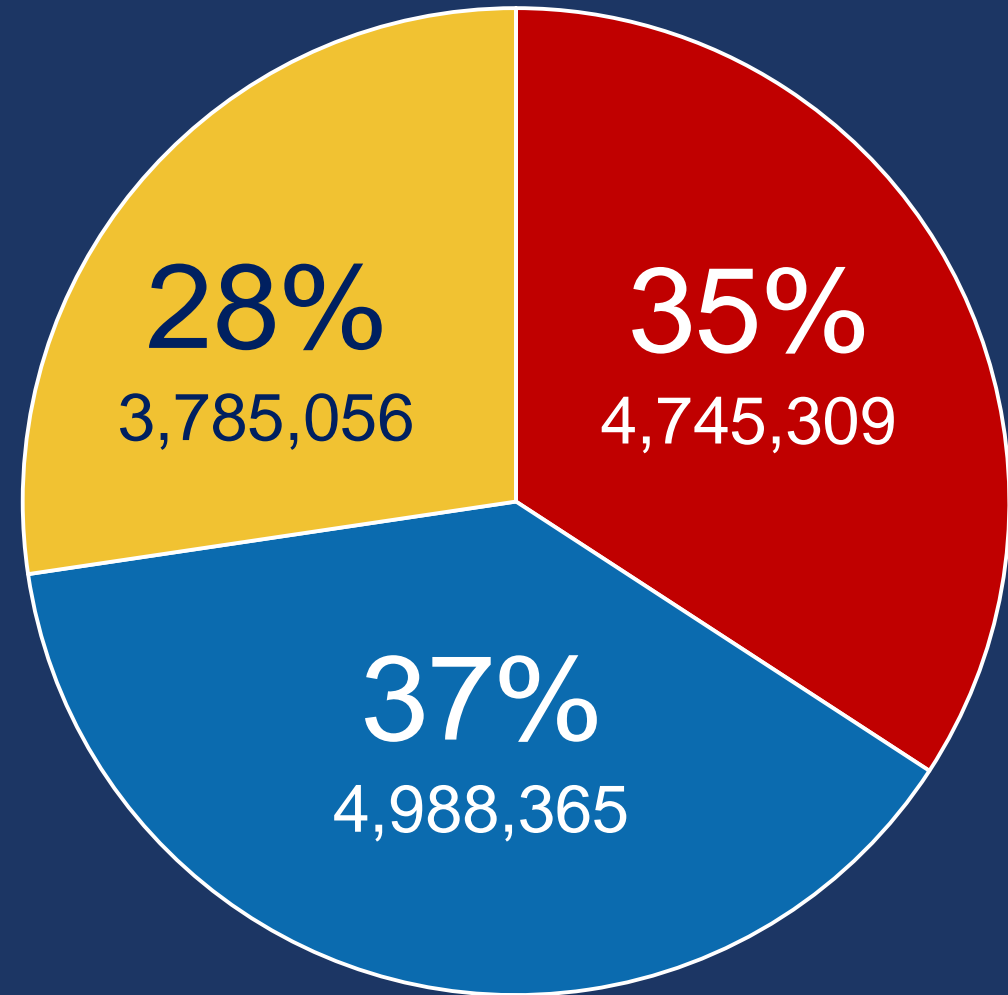


Six Pillars Are Uniting Business For Good



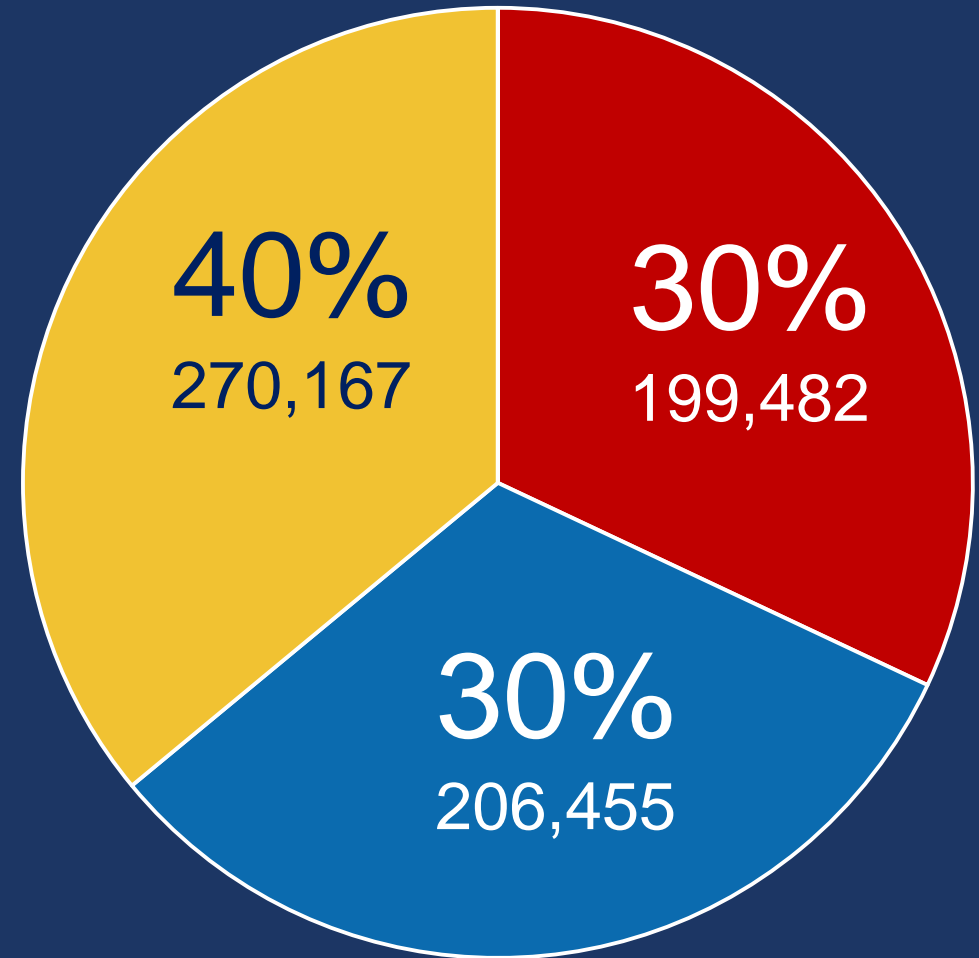
Voter Registration Since Last Year

Current Florida Totals



Total: 13,518,730

Since Last Year's Forum



Total: 676,104

Growth to 2030 by Age Group

Age Group

85+

80-84

75-
79

70-
74

65-69

60-
64

55-
59

50-
54

45-
49

40-
44

35-
39

30-
34

25-
29

20-
24

15-
19

0-14

0%

20%

40%

60%

80%

Growth to 2030 by Age Group

Age Group

55-59

60-64

50-54

65-69

45-49

40-44

35-39

30-34

25-29

20-24

15-19

0-14

70-74

75-79

85+

80-84

Increase in Age 65+ by 2030: **2,265,615**

Under 50: **2,339,370**

Florida's Next 4.5 Million People

Top 10 Growth in People

1. Miami-Dade	639,060
2. Orange	451,990
3. Hillsborough	412,926
4. Broward	329,843
5. Palm Beach	279,976
6. Duval	225,250
7. Lee	212,763
8. Osceola	178,394
9. Polk	171,439
10. Pasco	129,769

Top 10 Growth in Percent

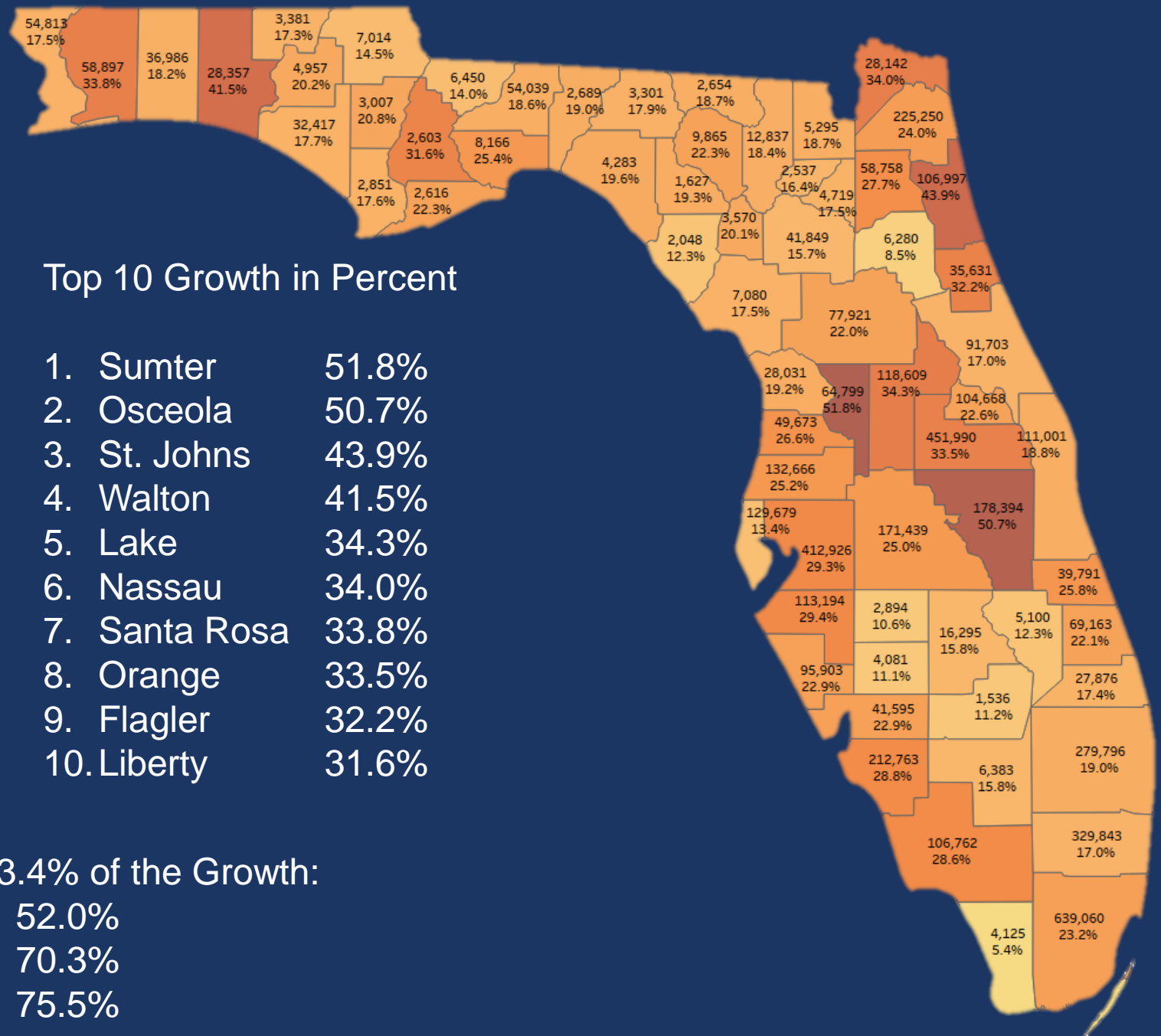
1. Sumter	51.8%
2. Osceola	50.7%
3. St. Johns	43.9%
4. Walton	41.5%
5. Lake	34.3%
6. Nassau	34.0%
7. Santa Rosa	33.8%
8. Orange	33.5%
9. Flagler	32.2%
10. Liberty	31.6%

The top 3 Counties get 33.4% of the Growth:

Top 6: 52.0%

Top 11: 70.3%

Top 13: 75.5%



Florida's Next 4.5 Million People

- Florida adds **900 new residents** per day
 - 810 come from other states and countries
- Florida gains **\$989,000** in wealth every hour

Political Views Impact Policy Decisions

Right Direction vs. Wrong Direction

Statewide	2018 F3 47:37	Current 56:26
Jacksonville	60:21	56:25
Gainesville	42:50	42:42
Tallahassee	33:50	63:13
Panama City/Pensacola	63:28	64:19
Orlando/Daytona	50:33	59:25
Tampa/St. Pete	51:32	60:24
Ft. Myers/Naples	54:38	49:21
Broward/Miami	36:50	53:34
West Palm	35:41	53:23

Statewide	F3 2018 47:37	Current 56:26
Men	52:38	63:21
Women	42:36	50:31
Republicans	75:14	79:12
Democrats	21:60	34:41
Others	45:35	58:22
White	52:34	60:22
Black	23:51	35:43
Hispanic	55:30	61:27

Political Views Impact Policy Decisions

Top Voter Concerns 2018 Future of Florida Forum

Statewide	Healthcare	Education	Immigration	Other
	11	12	6	Enviro. 14% Jobs 13%
Men	10	7	5	Jobs 16%
Women	11	16	7	Enviro. 14%
Republicans	4	9	12	Jobs 20%
Democrats	16	16	2	Enviro. 16%
NPA/Other	12	9	4	Enviro. 16%
White	9	10	8	Enviro. 17%
Black	15	22	1	Gun Issues 7%
Hispanic	12	11	7	Jobs 22%

Top Voter Concerns Current

Statewide	Healthcare	Education	Immigration	Other
	13	12	11	Enviro. 10% Jobs 9%
Men	13	7	10	Jobs 12%
Women	12	17	12	Enviro. 10%
Republicans	10	10	21	Jobs 12%
Democrats	15	13	4	Enviro. 15%
NPA/Other	13	16	4	Jobs 7%
White	10	13	13	Enviro. 13%
Black	16	12	2	Jobs 10%
Hispanic	14	11	9	Jobs 6%

Since Last Year's Future of Florida Forum

Sept. 2018

Current

Sept. 2018

Current

 **UNEMPLOYMENT
RATE**

3.7%
(Unchanged)

[View Statewide Heat Map](#)

Jobs Year Over Year Change

220,200

[View Statewide Heat Map](#)

 **UNEMPLOYMENT
RATE**

3.2%
(Declining)

[View Statewide Heat Map](#)

Jobs Year Over Year Change

224,700

[View Statewide Heat Map](#)

 **OPEN JOBS**

238,100
(Declining)

375,000
Unemployed Persons (Declining)

 **OPEN JOBS**

277,500
(Declining)

336,000
Unemployed Persons
(Declining)

Since Last Year's Future of Florida Forum

Sept. 2018



Current

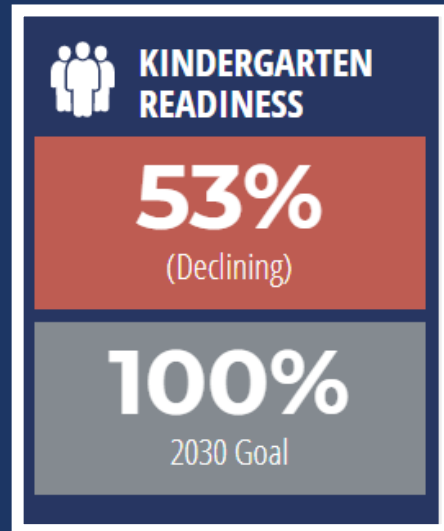


Florida 2030 goal

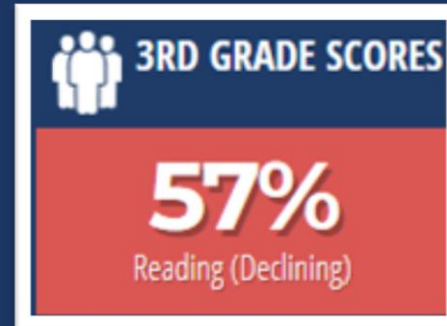


Talent Supply and Education

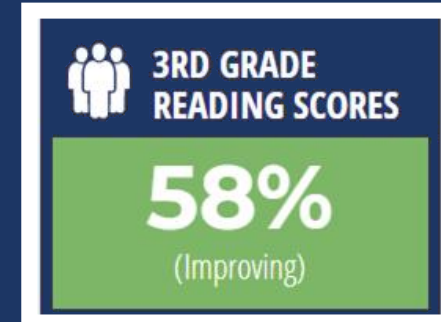
Current



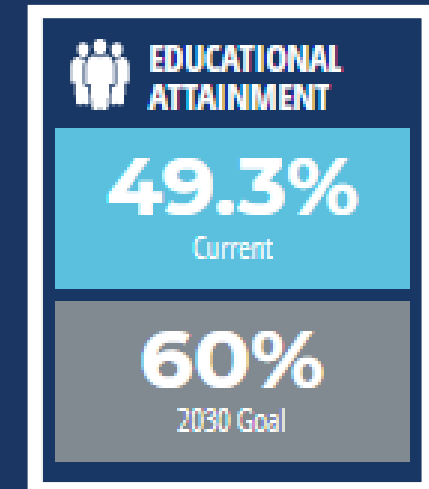
Sept. 2018



Current



Current



The **Children's** Movement
of Florida

Business Alliance for
Early Learning

Innovation and Economic Development

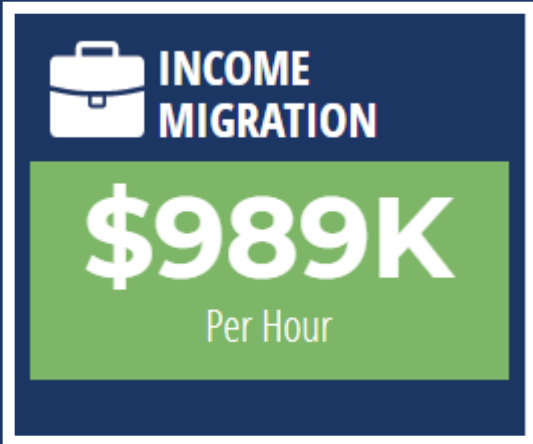
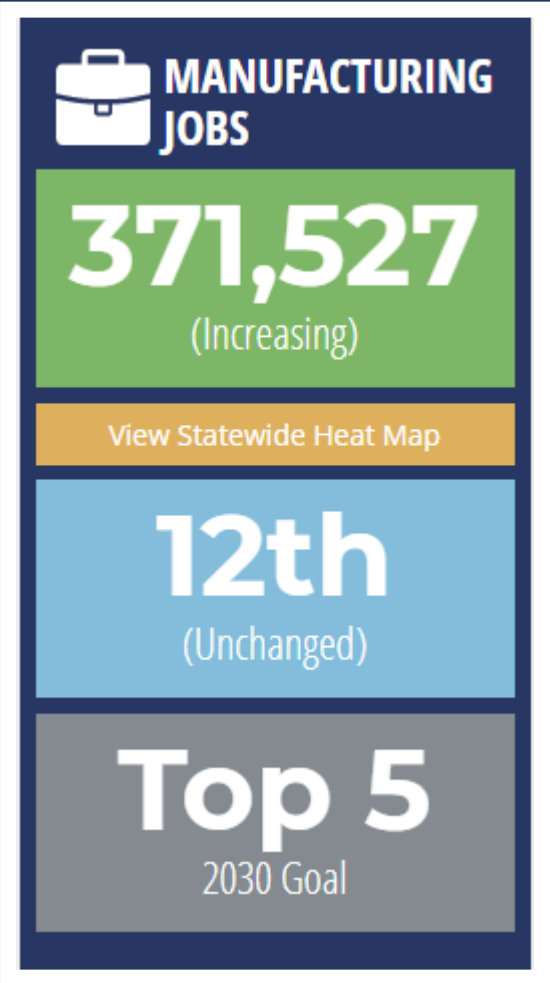
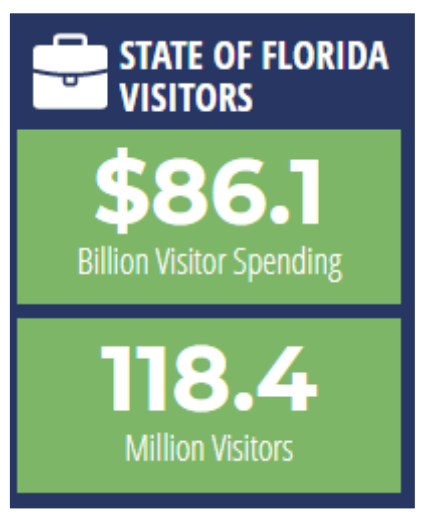
Sept. 2018

Current

Current

Sept. 2018

Current



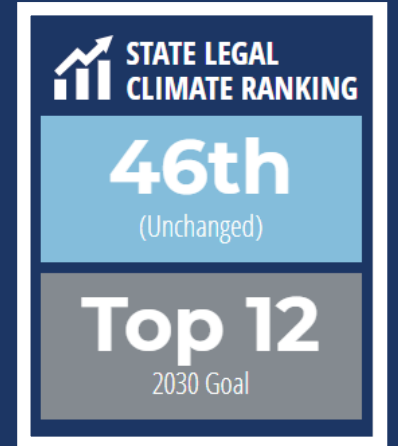
Business Climate and Competitiveness



Sept. 2018



Current



Sept. 2018

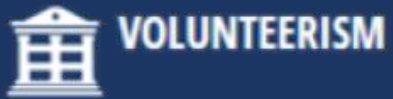


Current



Civic and Governance Systems

Sept. 2018



19.1%

of Floridians Volunteer

50th

Florida's Rank

Current



VOLUNTEERISM

22.8%

of Floridians Volunteer

50th

Florida's Rank

Top 12

2030 Goal

Sept. 2018



**RIGHT / WRONG
DIRECTION**

52%/30%

Current



**RIGHT / WRONG
DIRECTION**

56%/26%

Sept. 2018



**UNDERFUNDED
STATE PENSION**

\$1100.0

Million (Increasing)

Current



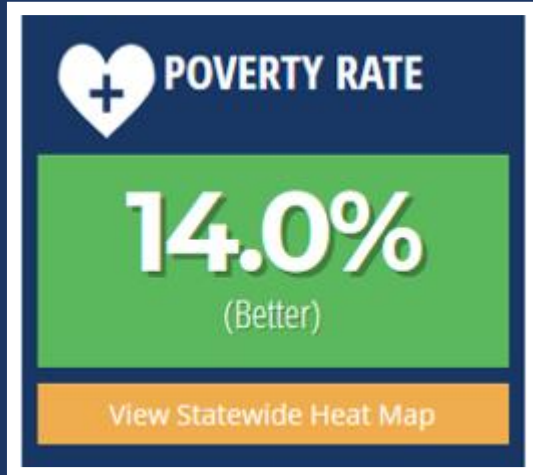
**UNDERFUNDED
STATE PENSION**

\$1120.0

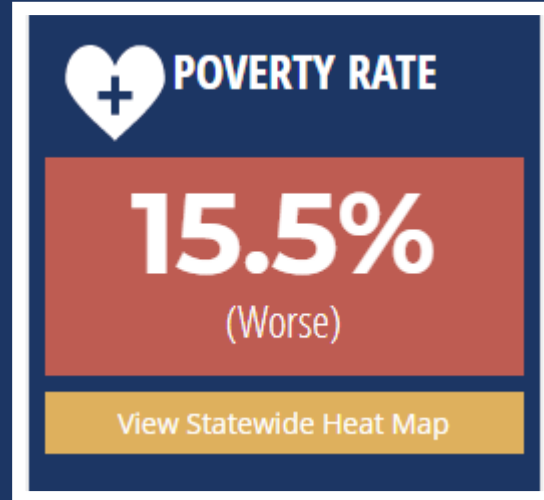
Million (Increasing)

Quality of Life and Quality of Places

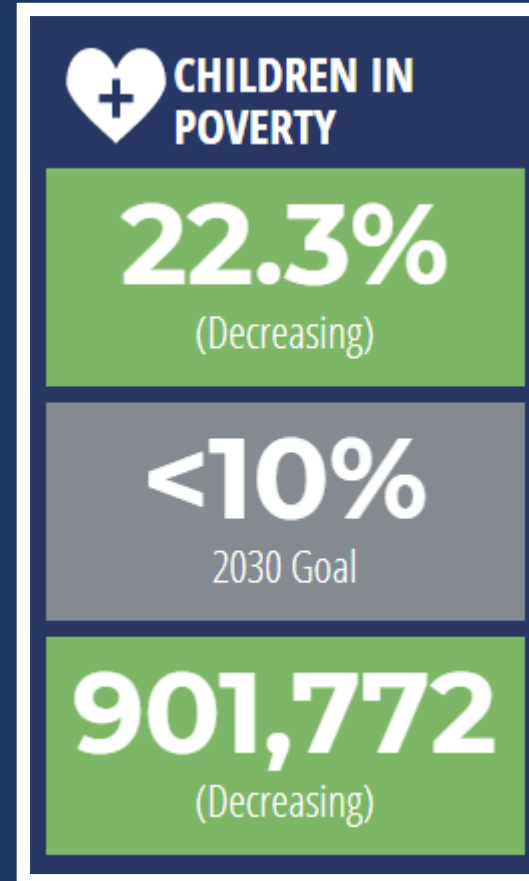
Sept. 2018



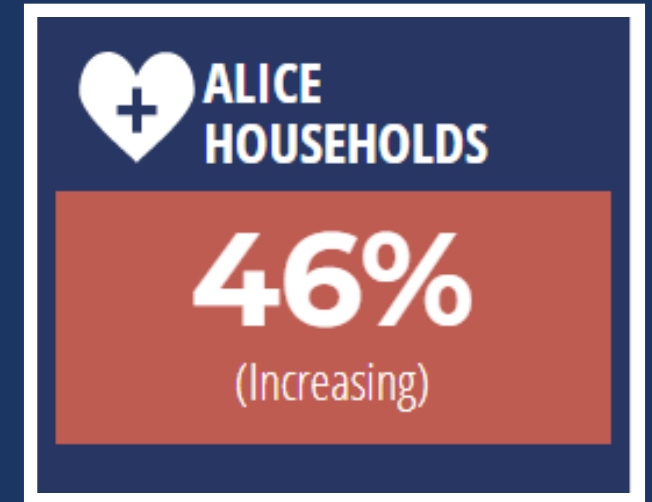
Current



Current



Current





Mark Wilson
President and CEO
mwilson@flchamber.com
850.521.1209



Download this presentation at
www.FloridaChamber.com/StateofBusiness2019