

A photograph of the Florida State Capitol building in Tallahassee, featuring a large white portico with columns, a triangular pediment with a relief, and a central dome topped with a lantern and flags. The building is set against a clear blue sky.

2018 Florida ELECTION Guide

YOUR GUIDE to the *Candidates &
Proposed Constitutional Amendments*



Table of Contents

Election Information	4
Supervisors of Elections	5
U.S. Senate Race	6
U.S. Congressional Races	6
Florida Governor and Cabinet Races	10
Florida Senate Races	11
Florida House of Representatives Races	14
Proposed Constitutional Amendments	29
Map of Florida Congressional Districts	34
Map of Florida Senate Districts	35
Map of Florida House of Representatives Districts	36
Florida Chamber of Commerce Endorsements	40



www.FloridaChamber.com



www.FloridaFarmBureau.org

This book lists the candidates for state and federal offices and the proposed constitutional amendments that will appear on the ballot for the November 6, 2018 General Election.

Dear Voters,

The Florida Chamber of Commerce and Florida Farm Bureau are pleased to provide the 2018 Election Guide to serve as your resource for the upcoming general election.

During an election year where Florida elects a new Governor and Cabinet, it's easy to get caught up in the excitement at the very top of the ballot, but there's more to this election than who Florida elects as its new Governor. As the saying goes, all politics is local. And that's more important than ever.

This year, all 120 seats in the Florida House, 22 seats in the Florida Senate, 27 Congressional seats and one U.S. Senate seat are up for election. Additionally, there are 12 proposed amendments to the Florida Constitution. Several amendments are currently in litigation and ultimately may not make the ballot.

We hope you'll agree that it's incredibly important for all Floridians to be well-informed and have their voices heard on November 6. We encourage you to share this guide with others and support greater participation in Florida's voting process.

Please contact us if you have any questions about these candidates or the issues on the ballot this year.

Sincerely,



Marian Johnson
Senior Vice President of Political Strategy
Florida Chamber of Commerce
(850) 521-1241



Adam Basford
Director of State Legislative Affairs
Florida Farm Bureau Federation
(850) 222-2557

IMPORTANT DATES TO REMEMBER

Registration Deadline for General Election:

October 9, 2018

Vote-by-Mail Return Deadline for General:

November 6, 2018 — 7:00 p.m.

General Election:

November 6, 2018

VOTE-BY-MAIL BALLOT

For vote-by-mail stateside and overseas uniformed service members and overseas civilians (also known as UOCAVA voters), the deadline for election officials to send ballots is 45 days before an election:

General Election: September 22, 2018

For domestic voters, the deadline for election officials to send ballots is between 35 and 28 days (7-day window) before an election:

General Election: October 2 – 9, 2018

EARLY VOTING

The early voting period consists of a minimum mandatory period of 8 days. It starts on the 10th day and ends on the 3rd day before Election Day:

General Election: October 27 – November 3, 2018

In addition, each county Supervisor of Elections may at his or her own discretion offer additional days of early voting on any or all days during the 15th through 11th day and the last Sunday before Election Day.

Supervisors of Elections

COUNTY	SUPERVISOR OF ELECTIONS	PHONE
ALACHUA	Kim A. Barton	352-374-5252
BAKER	Nita Crawford	904-259-6339
BAY	Mark Andersen	850-784-6100
BRADFORD	Terry Vaughan	904-966-6266
BREVARD	Lori Scott	321-264-6740
BROWARD	Brenda Snipes	954-357-7050
CALHOUN	Sharon Chason	850-674-8568
CHARLOTTE	Paul Stamoulis	941-833-5400
CITRUS	Susan Gill	352-341-6740
CLAY	Chris Chambless	904-269-6350
COLLIER	Jennifer Edwards	239-252-8683
COLUMBIA	Elizabeth Horne	386-758-1026
DESOTO	Mark Negley	863-993-4871
DIXIE	Starlet Cannon	352-498-1216
DUVAL	Mike Hogan	904-630-1414
ESCAMBIA	David Stafford	850-595-3900
FLAGLER	Kaiti Lenhart	386-313-4170
FRANKLIN	Heather Riley	850-653-9520
GADSDEN	Shirley Knight	850-627-9910
GILCHRIST	Connie Sanchez	352-463-3194
GLADES	Aletris Farnam	863-946-6005
GULF	John Hanlon	850-229-6117
HAMILTON	Laura Hutto	386-792-1426
HARDEE	Diane Smith	863-773-6061
HENDRY	Brenda Hoots	863-675-5230
HERNANDO	Shirley Anderson	352-754-4125
HIGHLANDS	Penny Ogg	863-402-6655
HILLSBOROUGH	Craig Latimer	813-744-5900
HOLMES	Debbie Morris	850-547-1107
INDIAN RIVER	Leslie Rossway Swan	772-226-3440
JACKSON	Sylvia Stephens	850-482-9652
JEFFERSON	Marty Bishop	850-997-3348
LAFAYETTE	Travis Hart	386-294-1261
LAKE	Alan Hays	352-343-9734

COUNTY	SUPERVISOR OF ELECTIONS	PHONE
LEE	Tommy Doyle	239-533-8683
LEON	Mark Earley	850-606-8683
LEVY	Tammy Jones	352-486-5163
LIBERTY	Gina McDowell	850-643-5226
MADISON	Thomas "Tommy" Hardee	850-973-6507
MANATEE	Michael Bennett	941-741-3823
MARION	Wesley Wilcox	352-620-3290
MARTIN	Vicki Davis	772-288-5637
MIAMI-DADE	Christina White	305-499-8683
MONROE	Joyce Griffin	305-292-3416
NASSAU	Vicki Cannon	904-491-7500
OKALOOSA	Paul Lux	850-689-5600
OKEECHOBEE	Diane Hagan	863-763-4014
ORANGE	Bill Cowles	407-836-2070
OSCEOLA	Mary Jane Arrington	407-742-6000
PALM BEACH	Susan Bucher	561-656-6200
PASCO	Brian Corley	352-521-4302
PINELLAS	Deborah Clark	727-464-6788
POLK	Lori Edwards	863-534-5888
PUTNAM	Charles Overturf	386-329-0224
SANTA ROSA	Tappie Villane	850-983-1900
SARASOTA	Ron Turner	941-861-8600
SEMINOLE	Michael Ertel	407-585-8683
ST. JOHNS	Vicky Oakes	904-823-2238
ST. LUCIE	Gertrude Walker	772-462-1500
SUMTER	William Keen	(352) 569-1540
SUWANNEE	Glenda Williams	386-362-2616
TAYLOR	Dana Southerland	850-838-3515
UNION	Deborah Osborne	386-496-2236
VOLUSIA	Lisa Lewis	386-736-5930
WAKULLA	Henry Wells	850-926-7575
WALTON	Bobby Beasley	850-892-8112
WASHINGTON	Carol Rudd	850-638-6230

U.S. SENATE



Rick Scott
(REP)



Bill Nelson
(DEM)

REGISTRATION		OTHER
REPUBLICAN	DEMOCRAT	
35%	37%	28%
2016 RESULTS		PERFORMANCE GRADE
CLINTON	TRUMP	
47.8%	49.0%	Swing

DISTRICT 3

Ted Yoho (REP) *

Yvonne Hayes Hinson (DEM)

Alachua, Bradford, Clay, Putnam, Union and part of Marion

REGISTRATION		OTHER
REPUBLICAN	DEMOCRAT	
41%	36%	23%
2016 RESULTS		PERFORMANCE GRADE
CLINTON	TRUMP	
39.4%	56.2%	Strong Republican

DISTRICT 4

John Rutherford (REP) *

George "Ges" Selmont (DEM)

Joceline Berrios (NPA)

Jason Michael Bulger (NPA)

Gary Koniz (WRI)

Danny Murphy (WRI)

Nassau and parts of Duval and St. Johns

REGISTRATION		OTHER
REPUBLICAN	DEMOCRAT	
50%	26%	24%
2016 RESULTS		PERFORMANCE GRADE
CLINTON	TRUMP	
35.3%	60.0%	Strong Republican

U.S. HOUSE

DISTRICT 1

Matt Gaetz (REP) *

Jennifer Zimmerman (DEM)

Escambia, Okaloosa, Santa Rosa, Walton and part of Holmes

REGISTRATION		OTHER
REPUBLICAN	DEMOCRAT	
53%	25%	22%
2016 RESULTS		PERFORMANCE GRADE
CLINTON	TRUMP	
27.8%	66.8%	Strong Republican

DISTRICT 5

Virginia Fuller (REP)

Al Lawson (DEM) *

Baker, Gadsden, Hamilton, Madison and parts of Columbia, Duval, Jefferson and Leon

REGISTRATION		OTHER
REPUBLICAN	DEMOCRAT	
23%	58%	19%
2016 RESULTS		PERFORMANCE GRADE
CLINTON	TRUMP	
59.7%	36.6%	Strong Democrat

DISTRICT 2

Neal Dunn (REP) *

Bob Rackleff (DEM)

Bay, Calhoun, Dixie, Franklin, Gilchrist, Gulf, Jackson, Lafayette, Levy, Liberty, Suwannee, Taylor, Wakull and Washington and parts of Columbia, Holmes, Jefferson, Leon and Marion

REGISTRATION		OTHER
REPUBLICAN	DEMOCRAT	
44%	37%	19%
2016 RESULTS		PERFORMANCE GRADE
CLINTON	TRUMP	
33.8%	62.2%	Strong Republican

DISTRICT 6

Michael Waltz (REP)

Nancy Soderberg (DEM)

Flagler, Volusia and parts of Lake and St. Johns

REGISTRATION		OTHER
REPUBLICAN	DEMOCRAT	
38%	33%	29%
2016 RESULTS		PERFORMANCE GRADE
CLINTON	TRUMP	
39.5%	56.5%	Strong Republican

DISTRICT 7

Mike Miller (REP)
Stephanie Murphy (DEM) *
Seminole and part of Orange

REGISTRATION		
▶ REPUBLICAN	▶ DEMOCRAT	▶ OTHER
34%	36%	30%
2016 RESULTS		PERFORMANCE GRADE
▶ CLINTON	▶ TRUMP	
50.8%	43.6%	Lean Democrat

DISTRICT 11

Daniel Webster (REP) *
Dana Cottrell (DEM)
Luis Saldana (WRI)
Citrus, Hernando, Sumter and parts of Lake and Marion

REGISTRATION		
▶ REPUBLICAN	▶ DEMOCRAT	▶ OTHER
46%	30%	24%
2016 RESULTS		PERFORMANCE GRADE
▶ CLINTON	▶ TRUMP	
32.3%	64.4%	Strong Republican

DISTRICT 8

Bill Posey (REP) *
Sanjay Patel (DEM)
Brevard, Indian River and parts of Orange

REGISTRATION		
▶ REPUBLICAN	▶ DEMOCRAT	▶ OTHER
43%	30%	27%
2016 RESULTS		PERFORMANCE GRADE
▶ CLINTON	▶ TRUMP	
37.4%	57.9%	Strong Republican

DISTRICT 12

Gus Bilirakis (REP) *
Chris Hunter (DEM)
Angelika Purkis (NPA)
Pasco and parts of Hillsborough and Pinellas

REGISTRATION		
▶ REPUBLICAN	▶ DEMOCRAT	▶ OTHER
40%	31%	29%
2016 RESULTS		PERFORMANCE GRADE
▶ CLINTON	▶ TRUMP	
38.5%	57.0%	Strong Republican

DISTRICT 9

Wayne Liebnitzky (REP)
Darren Soto (DEM) *
Osceola and parts of Orange and Polk

REGISTRATION		
▶ REPUBLICAN	▶ DEMOCRAT	▶ OTHER
27%	40%	33%
2016 RESULTS		PERFORMANCE GRADE
▶ CLINTON	▶ TRUMP	
54.0%	41.6%	Strong Democrat

DISTRICT 13

George Buck (REP)
Charlie Crist (DEM) *
Part of Pinellas

REGISTRATION		
▶ REPUBLICAN	▶ DEMOCRAT	▶ OTHER
34%	37%	29%
2016 RESULTS		PERFORMANCE GRADE
▶ CLINTON	▶ TRUMP	
49.0%	46.0%	Leans Democrat

DISTRICT 10

ELECTED
Val Demmings (DEM) *
Part of Orange

REGISTRATION		
▶ REPUBLICAN	▶ DEMOCRAT	▶ OTHER
26%	44%	30%
2016 RESULTS		PERFORMANCE GRADE
▶ CLINTON	▶ TRUMP	
60.9%	34.9%	Strong Democrat

DISTRICT 14

ELECTED
Kathy Castor (DEM) *
Part of Hillsborough

REGISTRATION		
▶ REPUBLICAN	▶ DEMOCRAT	▶ OTHER
29%	42%	29%
2016 RESULTS		PERFORMANCE GRADE
▶ CLINTON	▶ TRUMP	
56.5%	38.7%	Strong Democrat

DISTRICT 15

Ross Spano (REP)
Kristen Carlson (DEM)
Alex Bynzar (WRI)
Dave Johnson (WRI)
Jeffrey Rabinowitz (WRI)
Parts of Hillsborough, Lake and Polk

REGISTRATION		
► REPUBLICAN	► DEMOCRAT	► OTHER
36%	35%	29%
2016 RESULTS		PERFORMANCE GRADE
► CLINTON	► TRUMP	
42.8%	52.3%	Leans Republican

DISTRICT 19

Francis Rooney (REP) *
David Holden (DEM)
Pete Pollard (WRI)
Parts of Collier and Lee

REGISTRATION		
► REPUBLICAN	► DEMOCRAT	► OTHER
46%	26%	28%
2016 RESULTS		PERFORMANCE GRADE
► CLINTON	► TRUMP	
37.4%	59.4%	Strong Republican

DISTRICT 16

Vern Buchanan (REP) *
David Shapiro (DEM)
Manatee and parts of Hillsborough and Sarasota

REGISTRATION		
► REPUBLICAN	► DEMOCRAT	► OTHER
41%	32%	27%
2016 RESULTS		PERFORMANCE GRADE
► CLINTON	► TRUMP	
42.5%	53.2%	Leans Republican

DISTRICT 20

Alcee Hastings (DEM) *
Jay Bonner (WRI)
Parts of Broward and Palm Beach

REGISTRATION		
► REPUBLICAN	► DEMOCRAT	► OTHER
13%	63%	24%
2016 RESULTS		PERFORMANCE GRADE
► CLINTON	► TRUMP	
70.4%	27.1%	Strong Democrat

DISTRICT 17

Greg Steube (REP)
April Freeman (DEM)
Charlotte, DeSoto, Glades, Hardee, Highlands, Okeechobee and parts of Lee, Polk and Sarasota

REGISTRATION		
► REPUBLICAN	► DEMOCRAT	► OTHER
43%	30%	27%
2016 RESULTS		PERFORMANCE GRADE
► CLINTON	► TRUMP	
35.5%	60.9%	Strong Republican

DISTRICT 21

ELECTED

Lois Frankel (DEM) *
Part of Palm Beach

REGISTRATION		
► REPUBLICAN	► DEMOCRAT	► OTHER
26%	44%	30%
2016 RESULTS		PERFORMANCE GRADE
► CLINTON	► TRUMP	
56.8%	40.4%	Strong Democrat

DISTRICT 18

Brian Mast (REP) *
Lauren Baer (DEM)
Martin, St. Lucie and part of Palm Beach

REGISTRATION		
► REPUBLICAN	► DEMOCRAT	► OTHER
38%	34%	28%
2016 RESULTS		PERFORMANCE GRADE
► CLINTON	► TRUMP	
50.4%	46.5%	Swing

DISTRICT 22

Nicolas Kimaz (REP)
Ted Deutch (DEM) *
Parts of Broward and Palm Beach

REGISTRATION		
► REPUBLICAN	► DEMOCRAT	► OTHER
29%	41%	30%
2016 RESULTS		PERFORMANCE GRADE
► CLINTON	► TRUMP	
57.3%	39.8%	Strong Democrat

DISTRICT 23

Joseph "Joe" Kaufman (REP)
Debbie Wasserman Schultz (DEM) *
Don Endriss (NPA)
Parts of Broward and Miami-Dade

REGISTRATION		
▶ REPUBLICAN	▶ DEMOCRAT	▶ OTHER
24%	45%	31%
2016 RESULTS		PERFORMANCE GRADE
▶ CLINTON	▶ TRUMP	
62.3%	34.7%	Strong Democrat

DISTRICT 26

Carlos Curbelo (REP) *
Debbie Mucarsel-Powell (DEM)
Monroe and part of Miami-Dade

REGISTRATION		
▶ REPUBLICAN	▶ DEMOCRAT	▶ OTHER
31%	36%	33%
2016 RESULTS		PERFORMANCE GRADE
▶ CLINTON	▶ TRUMP	
56.6%	39.8%	Swing

DISTRICT 24

ELECTED

Frederica Wilson (DEM) *
Parts of Broward and Miami-Dade

REGISTRATION		
▶ REPUBLICAN	▶ DEMOCRAT	▶ OTHER
11%	64%	25%
2016 RESULTS		PERFORMANCE GRADE
▶ CLINTON	▶ TRUMP	
81.9%	15.6%	Strong Democrat

DISTRICT 27

Maria Elvira Salazar (REP)
Donna Shalala (DEM)
Mayra Joli (NPA)
Part of Miami-Dade

REGISTRATION		
▶ REPUBLICAN	▶ DEMOCRAT	▶ OTHER
32%	35%	33%
2016 RESULTS		PERFORMANCE GRADE
▶ CLINTON	▶ TRUMP	
58.1%	38.4%	Swing

DISTRICT 25

Mario Diaz-Balart (REP) *
Mary Barzee Flores (DEM)
Hendry and parts of Collier and Miami-Dade

REGISTRATION		
▶ REPUBLICAN	▶ DEMOCRAT	▶ OTHER
39%	29%	32%
2016 RESULTS		PERFORMANCE GRADE
▶ CLINTON	▶ TRUMP	
47.1%	49.8%	Swing

GOVERNOR



Ron DeSantis
(REP)



Andrew Gillum
(DEM)

▶ REPUBLICAN	REGISTRATION ▶ DEMOCRAT	▶ OTHER
35%	37%	28%

2016 RESULTS ▶ CLINTON	▶ TRUMP	PERFORMANCE GRADE
47.8%	49.0%	Swing

CFO



Jimmy Patronis
(REP)



Jeremy Ring
(DEM)

▶ REPUBLICAN	REGISTRATION ▶ DEMOCRAT	▶ OTHER
35%	37%	28%

2016 RESULTS ▶ CLINTON	▶ TRUMP	PERFORMANCE GRADE
47.8%	49.0%	Swing

ATTORNEY GENERAL



Ashley Moody
(REP)



Sean Shaw
(DEM)

▶ REPUBLICAN	REGISTRATION ▶ DEMOCRAT	▶ OTHER
35%	37%	28%

2016 RESULTS ▶ CLINTON	▶ TRUMP	PERFORMANCE GRADE
47.8%	49.0%	Swing

AGRICULTURE COMMISSIONER



Matt Caldwell
(REP)



Nikki Fried
(DEM)

▶ REPUBLICAN	REGISTRATION ▶ DEMOCRAT	▶ OTHER
35%	37%	28%

2016 RESULTS ▶ CLINTON	▶ TRUMP	PERFORMANCE GRADE
47.8%	49.0%	Swing

DISTRICT 2

George B. Gainer (REP) *
Mary Jeanne "Gigi" Gibson (DEM)
Walton, Holmes, Washington, Bay, Jackson and part of Okaloosa

REGISTRATION		
► REPUBLICAN	► DEMOCRAT	► OTHER
54%	25%	21%
2016 RESULTS		PERFORMANCE GRADE
► CLINTON	► TRUMP	
23.7%	71.3%	Strong Republican

DISTRICT 10

Wilton Simpson (REP) *
Michael Cottrell (DEM)
Citrus, Hernando and part of Pasco

REGISTRATION		
► REPUBLICAN	► DEMOCRAT	► OTHER
43%	30%	27%
2016 RESULTS		PERFORMANCE GRADE
► CLINTON	► TRUMP	
32.3%	63.7%	Strong Republican

DISTRICT 4

Aaron Bean (REP) *
Billee Bussard (DEM)
Joanna Liberty Tavares (LPF)
Nassau and part of Duval

REGISTRATION		
► REPUBLICAN	► DEMOCRAT	► OTHER
48%	28%	24%
2016 RESULTS		PERFORMANCE GRADE
► CLINTON	► TRUMP	
35.5%	59.8%	Strong Republican

DISTRICT 12

Dennis Baxley (REP) *
Gary McKechnie (DEM)
Keasha "Kay" Gray (WRI)
Sumter and parts of Lake and Marion

REGISTRATION		
► REPUBLICAN	► DEMOCRAT	► OTHER
47%	29%	23%
2016 RESULTS		PERFORMANCE GRADE
► CLINTON	► TRUMP	
33.2%	63.8%	Strong Republican

DISTRICT 6

ELECTED
Audrey Gibson (DEM) *
part of Duval

REGISTRATION		
► REPUBLICAN	► DEMOCRAT	► OTHER
27%	52%	21%
2016 RESULTS		PERFORMANCE GRADE
► CLINTON	► TRUMP	
56.3%	39.9%	Strong Democrat

DISTRICT 14

Dorothy L. Hukill (REP) *
Melissa "Mel" Martin (DEM)
Parts of Brevard and Volusia

REGISTRATION		
► REPUBLICAN	► DEMOCRAT	► OTHER
39%	33%	28%
2016 RESULTS		PERFORMANCE GRADE
► CLINTON	► TRUMP	
43.4%	52.0%	Lean Republican

DISTRICT 8

Keith Perry (REP) *
Kayser Enneking (DEM)
Charles E. Goston (NPA)
Alachua, Putnam and part of Marion

REGISTRATION		
► REPUBLICAN	► DEMOCRAT	► OTHER
35%	42%	23%
2016 RESULTS		PERFORMANCE GRADE
► CLINTON	► TRUMP	
47.6%	47.7%	Swing

DISTRICT 16

Ed Hooper (REP)
Amanda Murphy (DEM)
Parts of Pinellas and Pasco

REGISTRATION		
► REPUBLICAN	► DEMOCRAT	► OTHER
38%	32%	31%
2016 RESULTS		PERFORMANCE GRADE
► CLINTON	► TRUMP	
41.2%	53.9%	Swing

DISTRICT 18

Dana Young (REP) *
Janet Cruz (DEM)
Part of Hillsborough

REGISTRATION		
▶ REPUBLICAN	▶ DEMOCRAT	▶ OTHER
34%	37%	29%
2016 RESULTS		PERFORMANCE GRADE
▶ CLINTON	▶ TRUMP	
49.7%	45.2%	Swing

DISTRICT 24

Jeff Brandes (REP) *
Lindsay Cross (DEM)
Part of Pinellas

REGISTRATION		
▶ REPUBLICAN	▶ DEMOCRAT	▶ OTHER
37%	33%	29%
2016 RESULTS		PERFORMANCE GRADE
▶ CLINTON	▶ TRUMP	
43.9%	51.0%	Lean Republican

DISTRICT 20

Tom Lee (REP) *
Kathy Lewis (DEM)
Parts of Hillsborough, Pasco and Polk

REGISTRATION		
▶ REPUBLICAN	▶ DEMOCRAT	▶ OTHER
36%	35%	29%
2016 RESULTS		PERFORMANCE GRADE
▶ CLINTON	▶ TRUMP	
43.6%	51.7%	Lean Republican

DISTRICT 25

Gayle Harrell (REP)
Robert Levy (DEM)
St. Lucie, Martin and part of Palm Beach

REGISTRATION		
▶ REPUBLICAN	▶ DEMOCRAT	▶ OTHER
38%	35%	27%
2016 RESULTS		PERFORMANCE GRADE
▶ CLINTON	▶ TRUMP	
46.1%	50.6%	Lean Republican

DISTRICT 22

Kelli Stargel (REP) *
Bob Doyel (DEM)
Parts of Lake and Polk

REGISTRATION		
▶ REPUBLICAN	▶ DEMOCRAT	▶ OTHER
34%	36%	30%
2016 RESULTS		PERFORMANCE GRADE
▶ CLINTON	▶ TRUMP	
44.4%	50.9%	Swing

DISTRICT 26

Ben Albritton (REP)
Catherine Price (DEM)
DeSoto, Hardee, Highlands, Okeechobee, Glades and parts of Polk and Charlotte

REGISTRATION		
▶ REPUBLICAN	▶ DEMOCRAT	▶ OTHER
44%	32%	25%
2016 RESULTS		PERFORMANCE GRADE
▶ CLINTON	▶ TRUMP	
33.2%	63.0%	Strong Republican

DISTRICT 23

Joe Gruters (REP)
Faith Olivia Babis (DEM)
Sarasota and part of Charlotte

REGISTRATION		
▶ REPUBLICAN	▶ DEMOCRAT	▶ OTHER
43%	30%	27%
2016 RESULTS		PERFORMANCE GRADE
▶ CLINTON	▶ TRUMP	
41.6%	54.6%	Strong Republican

DISTRICT 28

Kathleen Passidomo (REP) *
Annisa Karim (DEM)
Collier, Hendry and part of Lee

REGISTRATION		
▶ REPUBLICAN	▶ DEMOCRAT	▶ OTHER
48%	26%	26%
2016 RESULTS		PERFORMANCE GRADE
▶ CLINTON	▶ TRUMP	
36.5%	60.2%	Strong Republican

DISTRICT 30

Bobby Powell (DEM) *
Josh Santos (WRI)
Part of Palm Beach

REGISTRATION		
▶ REPUBLICAN	▶ DEMOCRAT	▶ OTHER
30%	41%	29%
2016 RESULTS		PERFORMANCE GRADE
▶ CLINTON	▶ TRUMP	
54.3%	42.8%	Strong Democrat

DISTRICT 36

Manny Diaz, Jr. (REP)
David Perez (DEM)
Part of Miami-Dade

REGISTRATION		
▶ REPUBLICAN	▶ DEMOCRAT	▶ OTHER
33%	33%	34%
2016 RESULTS		PERFORMANCE GRADE
▶ CLINTON	▶ TRUMP	
55.7%	41.4%	Swing

DISTRICT 32

ELECTED

Lauren Book (DEM) *
Part of Broward

REGISTRATION		
▶ REPUBLICAN	▶ DEMOCRAT	▶ OTHER
26%	43%	31%
2016 RESULTS		PERFORMANCE GRADE
▶ CLINTON	▶ TRUMP	
58.4%	38.4%	Strong Democrat

DISTRICT 38

ELECTED

Jason Pizzo (DEM)
Part of Miami-Dade

REGISTRATION		
▶ REPUBLICAN	▶ DEMOCRAT	▶ OTHER
15%	55%	30%
2016 RESULTS		PERFORMANCE GRADE
▶ CLINTON	▶ TRUMP	
75.7%	21.8%	Strong Democrat

DISTRICT 34

Gary Farmer (DEM) *
Richard Hal Sturm (WRI)
Part of Broward

REGISTRATION		
▶ REPUBLICAN	▶ DEMOCRAT	▶ OTHER
26%	44%	29%
2016 RESULTS		PERFORMANCE GRADE
▶ CLINTON	▶ TRUMP	
57.7%	39.3%	Strong Democrat

DISTRICT 40

Marili Cancio (REP)
Annette Taddeo (DEM) *
Part of Miami-Dade

REGISTRATION		
▶ REPUBLICAN	▶ DEMOCRAT	▶ OTHER
32%	35%	33%
2016 RESULTS		PERFORMANCE GRADE
▶ CLINTON	▶ TRUMP	
56.5%	40.0%	Lean Democrat

DISTRICT 1

Mike Hill (REP)
Vicki Garrett (DEM)
Part of Escambia

REGISTRATION		OTHER
REPUBLICAN	DEMOCRAT	
47%	33%	20%
2016 RESULTS		PERFORMANCE GRADE
CLINTON	TRUMP	
33.7%	61.9%	Strong Republican

DISTRICT 5

ELECTED

Brad Drake (REP) *
*Holmes, Jackson, Walton,
Washington and part of Bay*

REGISTRATION		OTHER
REPUBLICAN	DEMOCRAT	
52%	31%	16%
2016 RESULTS		PERFORMANCE GRADE
CLINTON	TRUMP	
21.3%	75.6%	Strong Republican

DISTRICT 2

ELECTED

Alex Andrade (REP)
Part of Escambia and Santa Rosa

REGISTRATION		OTHER
REPUBLICAN	DEMOCRAT	
45%	33%	22%
2016 RESULTS		PERFORMANCE GRADE
CLINTON	TRUMP	
38.7%	55.5%	Strong Republican

DISTRICT 6

Jay Trumbull (REP) *
William Davis (WRI)
Part of Bay

REGISTRATION		OTHER
REPUBLICAN	DEMOCRAT	
52%	26%	22%
2016 RESULTS		PERFORMANCE GRADE
CLINTON	TRUMP	
25.3%	69.8%	Strong Republican

DISTRICT 3

Jayer Williamson (REP) *
Bobbi Osborne (NPA)
Part of Okaloosa and Santa Rosa

REGISTRATION		OTHER
REPUBLICAN	DEMOCRAT	
59%	19%	22%
2016 RESULTS		PERFORMANCE GRADE
CLINTON	TRUMP	
19.4%	75.3%	Strong Republican

DISTRICT 7

ELECTED

Halsey Beshears (REP) *
*Calhoun, Franklin, Gulf Jefferson,
Lafayette, Liberty, Madison, Taylor,
Wakulla and part of Leon*

REGISTRATION		OTHER
REPUBLICAN	DEMOCRAT	
36%	51%	13%
2016 RESULTS		PERFORMANCE GRADE
CLINTON	TRUMP	
29.4%	67.4%	Strong Republican

DISTRICT 4

Mel Ponder (REP) *
Rebecca Koelzer (DEM)
Part of Okaloosa

REGISTRATION		OTHER
REPUBLICAN	DEMOCRAT	
57%	19%	24%
2016 RESULTS		PERFORMANCE GRADE
CLINTON	TRUMP	
24.1%	69.4%	Strong Republican

DISTRICT 8

ELECTED

Ramon Alexander (DEM) *
Gadsden and part of Leon

REGISTRATION		OTHER
REPUBLICAN	DEMOCRAT	
15%	67%	18%
2016 RESULTS		PERFORMANCE GRADE
CLINTON	TRUMP	
73.8%	22.2%	Strong Democrat

DISTRICT 9

ELECTED

Loranne Ausley (DEM) *
Part of Leon

REGISTRATION		
► REPUBLICAN	► DEMOCRAT	► OTHER
35%	46%	19%
2016 RESULTS		PERFORMANCE GRADE
► CLINTON	► TRUMP	
52.3%	42.4%	Lean Democrat

DISTRICT 13

ELECTED

Tracie Davis (DEM) *
Part of Duval

REGISTRATION		
► REPUBLICAN	► DEMOCRAT	► OTHER
23%	57%	20%
2016 RESULTS		PERFORMANCE GRADE
► CLINTON	► TRUMP	
62.1%	34.1%	Strong Democrat.....

DISTRICT 10

Chuck Brannan (REP)
Ronald Williams, II (DEM)
Merrillee Jipson (NPA)
Fred Martin (NPA)
Baker, Columbia, Hamilton, Suwannee and part of Alachua

REGISTRATION		
► REPUBLICAN	► DEMOCRAT	► OTHER
45%	38%	16%
2016 RESULTS		PERFORMANCE GRADE
► CLINTON	► TRUMP	
24.9%	72.1%	Strong Republican.....

DISTRICT 14

ELECTED

Kimberly Daniels (DEM) *
Part of Duval

REGISTRATION		
► REPUBLICAN	► DEMOCRAT	► OTHER
23%	59%	18%
2016 RESULTS		PERFORMANCE GRADE
► CLINTON	► TRUMP	
62.5%	34.6%	Strong Democrat.....

DISTRICT 11

Cord Byrd (REP) *
Nathcelly Leroy Rohrbaugh (DEM)
Nassau and part of Duval

REGISTRATION		
► REPUBLICAN	► DEMOCRAT	► OTHER
53%	24%	22%
2016 RESULTS		PERFORMANCE GRADE
► CLINTON	► TRUMP	
29.2%	66.2%	Strong Republican.

DISTRICT 15

Wyman Duggan (REP)
Tracye Ann Polson (DEM)
Part of Duval

REGISTRATION		
► REPUBLICAN	► DEMOCRAT	► OTHER
39%	39%	22%
2016 RESULTS		PERFORMANCE GRADE
► CLINTON	► TRUMP	
43.1%	52.6%	Strong Republican.....

DISTRICT 12

Clay Yarborough (REP) *
Timothy Yost (DEM)
Part of Duval

REGISTRATION		
► REPUBLICAN	► DEMOCRAT	► OTHER
43%	31%	26%
2016 RESULTS		PERFORMANCE GRADE
► CLINTON	► TRUMP	
39.9%	55.0%	Strong Republican.....

DISTRICT 16

Jason Fischer (REP) *
Ken Organes (DEM)
Part of Duval

REGISTRATION		
► REPUBLICAN	► DEMOCRAT	► OTHER
46%	30%	24%
2016 RESULTS		PERFORMANCE GRADE
► CLINTON	► TRUMP	
38.4%	56.6%	Strong Republican.....

DISTRICT 17

Cyndi Stevenson (REP) *
Jaime D. Perkins (NPA)
Part of St. Johns

REGISTRATION		
▶ REPUBLICAN	▶ DEMOCRAT	▶ OTHER
53%	23%	24%
2016 RESULTS		PERFORMANCE GRADE
▶ CLINTON	▶ TRUMP	
31.4%	64.1%	Strong Republican

DISTRICT 21

Chuck Clemons (REP) *
Jason Haeseler (DEM)
Dixie, Gilchrist and part of Alachua

REGISTRATION		
▶ REPUBLICAN	▶ DEMOCRAT	▶ OTHER
36%	41%	23%
2016 RESULTS		PERFORMANCE GRADE
▶ CLINTON	▶ TRUMP	
47.6%	47.2%	Lean Republican

DISTRICT 18

ELECTED

Travis Cummings (REP) *
Part of Clay

REGISTRATION		
▶ REPUBLICAN	▶ DEMOCRAT	▶ OTHER
53%	23%	25%
2016 RESULTS		PERFORMANCE GRADE
▶ CLINTON	▶ TRUMP	
27.1%	68.6%	Strong Republican.....

DISTRICT 22

Charlie Stone (REP) *
Bernard Parker (DEM)
Levy and part of Marion

REGISTRATION		
▶ REPUBLICAN	▶ DEMOCRAT	▶ OTHER
44%	33%	23%
2016 RESULTS		PERFORMANCE GRADE
▶ CLINTON	▶ TRUMP	
34.9%	61.9%	Strong Republican

DISTRICT 19

Bobby Payne (REP) *
Paul Still (DEM)
Bradford, Putnam, Union and part of Clay

REGISTRATION		
▶ REPUBLICAN	▶ DEMOCRAT	▶ OTHER
46%	34%	19%
2016 RESULTS		PERFORMANCE GRADE
▶ CLINTON	▶ TRUMP	
25.5%	71.2%	Strong Republican.

DISTRICT 23

Stan McClain (REP) *
Carl Griffin (DEM)
Part of Marion

REGISTRATION		
▶ REPUBLICAN	▶ DEMOCRAT	▶ OTHER
46%	31%	23%
2016 RESULTS		PERFORMANCE GRADE
▶ CLINTON	▶ TRUMP	
31.5%	64.6%	Strong Republican.....

DISTRICT 20

ELECTED

Clovis Watson, Jr. (DEM) *
Parts of Alachua and Marion

REGISTRATION		
▶ REPUBLICAN	▶ DEMOCRAT	▶ OTHER
24%	53%	23%
2016 RESULTS		PERFORMANCE GRADE
▶ CLINTON	▶ TRUMP	
62.1%	32.9%	Strong Democrat.....

DISTRICT 24

Paul Renner (REP) *
Adam Morley (DEM)
Flagler and parts of St. Johns and Volusia

REGISTRATION		
▶ REPUBLICAN	▶ DEMOCRAT	▶ OTHER
43%	30%	27%
2016 RESULTS		PERFORMANCE GRADE
▶ CLINTON	▶ TRUMP	
35.6%	60.7%	Strong Republican.....

DISTRICT 25

Tom Leek (REP) *
Kathleen "Katie" Tripp (DEM)
Joseph "Joe" Hannoush (LPF)
Part of Volusia

REGISTRATION		
► REPUBLICAN	► DEMOCRAT	► OTHER
41%	30%	29%
2016 RESULTS		PERFORMANCE GRADE
► CLINTON	► TRUMP	
36.5%	59.2%	Strong Republican

DISTRICT 29

Scott Plakon (REP) *
Tracey Kagan (DEM)
Part of Seminole

REGISTRATION		
► REPUBLICAN	► DEMOCRAT	► OTHER
39%	33%	28%
2016 RESULTS		PERFORMANCE GRADE
► CLINTON	► TRUMP	
46.0%	49.0%	Strong Republican

DISTRICT 26

Elizabeth Fetterhoff (REP)
Patrick Henry (DEM) *
Part of Volusia

REGISTRATION		
► REPUBLICAN	► DEMOCRAT	► OTHER
30%	41%	29%
2016 RESULTS		PERFORMANCE GRADE
► CLINTON	► TRUMP	
46.8%	48.8%	Swing

DISTRICT 30

Bob Cortes (REP) *
Joy Goff-Marcil (DEM)
Parts of Orange and Seminole

REGISTRATION		
► REPUBLICAN	► DEMOCRAT	► OTHER
34%	37%	29%
2016 RESULTS		PERFORMANCE GRADE
► CLINTON	► TRUMP	
50.9%	43.5%	Swing

DISTRICT 27

David Santiago (REP) *
Carol Lawrence (DEM)
Part of Volusia

REGISTRATION		
► REPUBLICAN	► DEMOCRAT	► OTHER
33%	34%	33%
2016 RESULTS		PERFORMANCE GRADE
► CLINTON	► TRUMP	
41.8%	53.9%	Swing

DISTRICT 31

Jennifer Sullivan (REP) *
Debra Kaplan (DEM)
Parts of Lake and Orange

REGISTRATION		
► REPUBLICAN	► DEMOCRAT	► OTHER
44%	31%	25%
2016 RESULTS		PERFORMANCE GRADE
► CLINTON	► TRUMP	
37.4%	58.9%	Strong Republican

DISTRICT 28

David Smith (REP)
Lee Mangold (DEM)
Part of Seminole

REGISTRATION		
► REPUBLICAN	► DEMOCRAT	► OTHER
38%	33%	29%
2016 RESULTS		PERFORMANCE GRADE
► CLINTON	► TRUMP	
45.5%	48.9%	Lean Republican

DISTRICT 32

Anthony Sabatini (REP)
Cynthia Brown (DEM)
Part of Lake

REGISTRATION		
► REPUBLICAN	► DEMOCRAT	► OTHER
41%	32%	27%
2016 RESULTS		PERFORMANCE GRADE
► CLINTON	► TRUMP	
40.5%	56.3%	Strong Republican

DISTRICT 33

Brett Hage (REP)
Oren Miller (DEM)

Sumter and parts of Lake and Marion

REGISTRATION		
► REPUBLICAN	► DEMOCRAT	► OTHER
53%	26%	22%
2016 RESULTS		PERFORMANCE GRADE
► CLINTON	► TRUMP	
29.4%	68.1%	Strong Republican

DISTRICT 37

Ardian Zika (REP)
Tammy Garcia (DEM)

Part of Pasco

REGISTRATION		
► REPUBLICAN	► DEMOCRAT	► OTHER
43%	29%	29%
2016 RESULTS		PERFORMANCE GRADE
► CLINTON	► TRUMP	
34.5%	61.2%	Strong Republican

DISTRICT 34

Ralph Massullo, Jr. (REP) *
Paul John Reinhardt (DEM)

Citrus and part of Hernando

REGISTRATION		
► REPUBLICAN	► DEMOCRAT	► OTHER
47%	27%	25%
2016 RESULTS		PERFORMANCE GRADE
► CLINTON	► TRUMP	
28.4%	67.7%	Strong Republican

DISTRICT 38

Danny Burgess (REP) *
David "T.K." Hayes (NPA)

Part of Pasco

REGISTRATION		
► REPUBLICAN	► DEMOCRAT	► OTHER
38%	33%	29%
2016 RESULTS		PERFORMANCE GRADE
► CLINTON	► TRUMP	
39.5%	55.8%	Lean Republican

DISTRICT 35

Blaise Ingoglia (REP) *
Colleen Kasperek (DEM)

Part of Hernando

REGISTRATION		
► REPUBLICAN	► DEMOCRAT	► OTHER
41%	32%	27%
2016 RESULTS		PERFORMANCE GRADE
► CLINTON	► TRUMP	
34.1%	61.8%	Lean Republican

DISTRICT 39

Josie Tomkow (REP) *
Ricky Shirah (DEM)

Parts of Osceola and Polk

REGISTRATION		
► REPUBLICAN	► DEMOCRAT	► OTHER
36%	32%	32%
2016 RESULTS		PERFORMANCE GRADE
► CLINTON	► TRUMP	
38.2%	57.0%	Strong Republican

DISTRICT 36

Amber Mariano (REP) *
Linda Jack (DEM)

Part of Pasco

REGISTRATION		
► REPUBLICAN	► DEMOCRAT	► OTHER
35%	33%	32%
2016 RESULTS		PERFORMANCE GRADE
► CLINTON	► TRUMP	
37.6%	57.7%	Swing

DISTRICT 40

Colleen Burton (REP) *
Shandale Terrell (DEM)

Part of Polk

REGISTRATION		
► REPUBLICAN	► DEMOCRAT	► OTHER
38%	36%	27%
2016 RESULTS		PERFORMANCE GRADE
► CLINTON	► TRUMP	
40.7%	53.6%	Lean Republican

DISTRICT 41

ELECTED

Sam Killebrew (REP) *

Part of Polk

REGISTRATION		
► REPUBLICAN	► DEMOCRAT	► OTHER
33%	37%	30%
2016 RESULTS		PERFORMANCE GRADE
► CLINTON	► TRUMP	
45.0%	50.4%	Swing

DISTRICT 45

ELECTED

Kamia Brown (DEM) *

Part of Orange

REGISTRATION		
► REPUBLICAN	► DEMOCRAT	► OTHER
21%	52%	27%
2016 RESULTS		PERFORMANCE GRADE
► CLINTON	► TRUMP	
66.5%	29.8%	Strong Democrat

DISTRICT 42

Mike LaRosa (REP) *

Barbara Cady (DEM)

Parts of Osceola and Polk

REGISTRATION		
► REPUBLICAN	► DEMOCRAT	► OTHER
31%	37%	32%
2016 RESULTS		PERFORMANCE GRADE
► CLINTON	► TRUMP	
46.3%	49.4%	Swing

DISTRICT 46

Bruce Antone (DEM) *

Sandra Lewis (WRI)

Part of Orange

REGISTRATION		
► REPUBLICAN	► DEMOCRAT	► OTHER
11%	62%	28%
2016 RESULTS		PERFORMANCE GRADE
► CLINTON	► TRUMP	
81.0%	15.7%	Strong Democrat

DISTRICT 43

ELECTED

John Cortes (DEM) *

Part of Osceola

REGISTRATION		
► REPUBLICAN	► DEMOCRAT	► OTHER
16%	49%	35%
2016 RESULTS		PERFORMANCE GRADE
► CLINTON	► TRUMP	
71.5%	24.8%	Strong Democrat

DISTRICT 47

Stockton Reeves (REP)

Anna Eskamani (DEM)

Part of Orange

REGISTRATION		
► REPUBLICAN	► DEMOCRAT	► OTHER
35%	38%	28%
2016 RESULTS		PERFORMANCE GRADE
► CLINTON	► TRUMP	
53.5%	40.6%	Swing

DISTRICT 44

Bobby Olszewski (REP) *

Geraldine Thompson (DEM)

Part of Orange

REGISTRATION		
► REPUBLICAN	► DEMOCRAT	► OTHER
35%	33%	32%
2016 RESULTS		PERFORMANCE GRADE
► CLINTON	► TRUMP	
51.6%	43.7%	Lean Republican

DISTRICT 48

George Chandler (REP)

Amy Mercado (DEM) *

Part of Orange

REGISTRATION		
► REPUBLICAN	► DEMOCRAT	► OTHER
17%	47%	36%
2016 RESULTS		PERFORMANCE GRADE
► CLINTON	► TRUMP	
70.8%	25.1%	Strong Democrat

DISTRICT 49

Ben Griffin (REP)
Carlos Guillermo Smith (DEM) *
Part of Orange

REGISTRATION		
▶ REPUBLICAN	▶ DEMOCRAT	▶ OTHER
25%	41%	34%
2016 RESULTS		PERFORMANCE GRADE
▶ CLINTON	▶ TRUMP	
60.2%	33.7%	Strong Democrat

DISTRICT 53

Randy Fine (REP) *
Phil Moore (DEM)
Part of Brevard

REGISTRATION		
▶ REPUBLICAN	▶ DEMOCRAT	▶ OTHER
36%	34%	29%
2016 RESULTS		PERFORMANCE GRADE
▶ CLINTON	▶ TRUMP	
42.1%	52.9%	Lean Republican

DISTRICT 50

Rene "Coach P" Plasencia (REP) *
Pam Dirschka (DEM)
Parts of Brevard and Orange

REGISTRATION		
▶ REPUBLICAN	▶ DEMOCRAT	▶ OTHER
36%	34%	30%
2016 RESULTS		PERFORMANCE GRADE
▶ CLINTON	▶ TRUMP	
45.9%	48.9%	Lean Republican

DISTRICT 54

Erin Grall (REP) *
Nicole Haagenon (DEM)
Indian River and part of St. Lucie

REGISTRATION		
▶ REPUBLICAN	▶ DEMOCRAT	▶ OTHER
45%	28%	26%
2016 RESULTS		PERFORMANCE GRADE
▶ CLINTON	▶ TRUMP	
37.0%	60.1%	Strong Republican

DISTRICT 51

Tyler Sirois (REP)
Mike Blake (DEM)
Part of Brevard

REGISTRATION		
▶ REPUBLICAN	▶ DEMOCRAT	▶ OTHER
43%	32%	26%
2016 RESULTS		PERFORMANCE GRADE
▶ CLINTON	▶ TRUMP	
36.9%	57.9%	Strong Republican

DISTRICT 55

Cary Pigman (REP) *
Audrey Ascitutto (DEM)
Glades, Highlands, Okeechobee and part of St. Lucie

REGISTRATION		
▶ REPUBLICAN	▶ DEMOCRAT	▶ OTHER
45%	33%	22%
2016 RESULTS		PERFORMANCE GRADE
▶ CLINTON	▶ TRUMP	
31.2%	65.5%	Strong Republican

DISTRICT 52

Thad Altman (REP) *
Seeta Durjan Begui (DEM)
Part of Brevard

REGISTRATION		
▶ REPUBLICAN	▶ DEMOCRAT	▶ OTHER
46%	27%	27%
2016 RESULTS		PERFORMANCE GRADE
▶ CLINTON	▶ TRUMP	
36.1%	58.4%	Strong Republican

DISTRICT 56

Melony Bell (REP)
Jeff Mann (REP)
DeSoto, Hardee and part of Polk

REGISTRATION		
▶ REPUBLICAN	▶ DEMOCRAT	▶ OTHER
39%	36%	24%
2016 RESULTS		PERFORMANCE GRADE
▶ CLINTON	▶ TRUMP	
35.5%	60.1%	Strong Republican

DISTRICT 57

Mike Beltran (REP)
Debbie Katt (DEM)
Part of Hillsborough

REGISTRATION		
▶ REPUBLICAN	▶ DEMOCRAT	▶ OTHER
38%	32%	30%
2016 RESULTS		PERFORMANCE GRADE
▶ CLINTON	▶ TRUMP	
41.6%	53.8%	Strong Republican

DISTRICT 61

Dianne Hart (DEM)
Valion Joyce (WRI)
Part of Hillsborough

REGISTRATION		
▶ REPUBLICAN	▶ DEMOCRAT	▶ OTHER
12%	63%	25%
2016 RESULTS		PERFORMANCE GRADE
▶ CLINTON	▶ TRUMP	
79.3%	16.7%	Strong Democrat

DISTRICT 58

Lawrence McClure (REP) *
Phil Hornback (DEM)
Part of Hillsborough

REGISTRATION		
▶ REPUBLICAN	▶ DEMOCRAT	▶ OTHER
35%	37%	28%
2016 RESULTS		PERFORMANCE GRADE
▶ CLINTON	▶ TRUMP	
43.8%	51.6%	Lean Republican

DISTRICT 62

Susan Valdes (DEM)
Jose Vazquez (WRI)
Part of Hillsborough

REGISTRATION		
▶ REPUBLICAN	▶ DEMOCRAT	▶ OTHER
23%	45%	32%
2016 RESULTS		PERFORMANCE GRADE
▶ CLINTON	▶ TRUMP	
61.5%	34.0%	Strong Democrat

DISTRICT 59

Joe Wicker (REP)
Adam Hattersley (DEM)
Part of Hillsborough

REGISTRATION		
▶ REPUBLICAN	▶ DEMOCRAT	▶ OTHER
33%	37%	31%
2016 RESULTS		PERFORMANCE GRADE
▶ CLINTON	▶ TRUMP	
47.0%	47.6%	Swing

DISTRICT 63

Shawn Harrison (REP) *
Fentrice Driskell (DEM)
Part of Hillsborough

REGISTRATION		
▶ REPUBLICAN	▶ DEMOCRAT	▶ OTHER
32%	38%	30%
2016 RESULTS		PERFORMANCE GRADE
▶ CLINTON	▶ TRUMP	
52.3%	42.8%	Lean Democrat

DISTRICT 60

Jackie Toledo (REP) *
Debra Bellanti (DEM)
Part of Hillsborough

REGISTRATION		
▶ REPUBLICAN	▶ DEMOCRAT	▶ OTHER
38%	33%	29%
2016 RESULTS		PERFORMANCE GRADE
▶ CLINTON	▶ TRUMP	
46.6%	47.9%	Lean Republican

DISTRICT 64

James Grant (REP) *
Jessica Harrington (DEM)
Andy Warrener (NPA)
Parts of Hillsborough and Pinellas

REGISTRATION		
▶ REPUBLICAN	▶ DEMOCRAT	▶ OTHER
40%	30%	29%
2016 RESULTS		PERFORMANCE GRADE
▶ CLINTON	▶ TRUMP	
43.0%	52.2%	Strong Republican.....

DISTRICT 65

Chris Sprowls (REP) *
Sally Laufer (DEM)
Part of Pinellas

REGISTRATION		
► REPUBLICAN	► DEMOCRAT	► OTHER
41%	30%	29%
2016 RESULTS		PERFORMANCE GRADE
► CLINTON	► TRUMP	
40.7%	54.5%	Strong Republican

DISTRICT 69

Ray Blacklidge (REP)
Jennifer Webb (DEM)
Part of Pinellas

REGISTRATION		
► REPUBLICAN	► DEMOCRAT	► OTHER
36%	35%	29%
2016 RESULTS		PERFORMANCE GRADE
► CLINTON	► TRUMP	
46.1%	49.0%	Swing

DISTRICT 66

Nick DiCeglie (REP)
Alex Heeren (DEM)
Part of Pinellas

REGISTRATION		
► REPUBLICAN	► DEMOCRAT	► OTHER
40%	31%	29%
2016 RESULTS		PERFORMANCE GRADE
► CLINTON	► TRUMP	
40.7%	54.7%	Lean Republican

DISTRICT 70

ELECTED

Wengay "Newt" Newton (DEM) *
Parts of Hillsborough, Manatee, Pinellas and Sarasota

REGISTRATION		
► REPUBLICAN	► DEMOCRAT	► OTHER
17%	59%	24%
2016 RESULTS		PERFORMANCE GRADE
► CLINTON	► TRUMP	
71.2%	25.1%	Strong Democrat

DISTRICT 67

Chris Latvala (REP) *
Dawn Douglas (DEM)
Part of Pinellas

REGISTRATION		
► REPUBLICAN	► DEMOCRAT	► OTHER
34%	34%	31%
2016 RESULTS		PERFORMANCE GRADE
► CLINTON	► TRUMP	
45.4%	49.4%	Swing

DISTRICT 71

Will Robinson (REP)
Tracy Pratt (DEM)
Parts of Manatee and Sarasota

REGISTRATION		
► REPUBLICAN	► DEMOCRAT	► OTHER
42%	32%	26%
2016 RESULTS		PERFORMANCE GRADE
► CLINTON	► TRUMP	
43.0%	52.6%	Lean Republican

DISTRICT 68

ELECTED

Ben Diamond (DEM) *
Part of Pinellas

REGISTRATION		
► REPUBLICAN	► DEMOCRAT	► OTHER
33%	37%	30%
2016 RESULTS		PERFORMANCE GRADE
► CLINTON	► TRUMP	
50.4%	43.6%	Lean Democrat

DISTRICT 72

Ray Pilon (REP)
Margaret Good (DEM) *
Parts of Sarasota

REGISTRATION		
► REPUBLICAN	► DEMOCRAT	► OTHER
42%	33%	25%
2016 RESULTS		PERFORMANCE GRADE
► CLINTON	► TRUMP	
45.9%	49.8%	Lean Republican

DISTRICT 73

Tommy Gregory (REP)
Liv Coleman (DEM)
Parts of Manatee and Sarasota

REGISTRATION		
► REPUBLICAN	► DEMOCRAT	► OTHER
49%	26%	25%
2016 RESULTS		PERFORMANCE GRADE
► CLINTON	► TRUMP	
35.7%	60.2%	Strong Republican

DISTRICT 77

Dane Eagle (REP) *
Alanis Elizabeth Garcia (DEM)
Part of Lee

REGISTRATION		
► REPUBLICAN	► DEMOCRAT	► OTHER
42%	26%	32%
2016 RESULTS		PERFORMANCE GRADE
► CLINTON	► TRUMP	
36.0%	60.9%	Strong Republican

DISTRICT 74

James Buchanan (REP)
Tony Mowry (DEM)
Robert Samuel Kaplan (NPA)
Part of Sarasota

REGISTRATION		
► REPUBLICAN	► DEMOCRAT	► OTHER
44%	27%	29%
2016 RESULTS		PERFORMANCE GRADE
► CLINTON	► TRUMP	
36.8%	59.6%	Strong Republican

DISTRICT 78

Heather Fitzenhagen (REP) *
Parisma Taeb (DEM)
Part of Lee

REGISTRATION		
► REPUBLICAN	► DEMOCRAT	► OTHER
42%	30%	28%
2016 RESULTS		PERFORMANCE GRADE
► CLINTON	► TRUMP	
43.3%	53.5%	Strong Republican.....

DISTRICT 75

ELECTED
Michael Grant (REP) *
Charlotte

REGISTRATION		
► REPUBLICAN	► DEMOCRAT	► OTHER
45%	27%	28%
2016 RESULTS		PERFORMANCE GRADE
► CLINTON	► TRUMP	
34.4%	62.0%	Strong Republican

DISTRICT 79

Spencer Roach (REP)
Mark Lipton (DEM)
Part of Lee

REGISTRATION		
► REPUBLICAN	► DEMOCRAT	► OTHER
38%	31%	30%
2016 RESULTS		PERFORMANCE GRADE
► CLINTON	► TRUMP	
39.8%	57.0%	Lean Republican

DISTRICT 76

Ray Rodrigues (REP) *
David Bogner (DEM)
Part of Lee

REGISTRATION		
► REPUBLICAN	► DEMOCRAT	► OTHER
49%	22%	29%
2016 RESULTS		PERFORMANCE GRADE
► CLINTON	► TRUMP	
35.2%	61.9%	Strong Republican

DISTRICT 80

Byron Donalds (REP) *
Jennifer Boddicker (DEM)
Dustin Alexander Lapolla (NPA)
Hendry and part of Collier

REGISTRATION		
► REPUBLICAN	► DEMOCRAT	► OTHER
46%	29%	25%
2016 RESULTS		PERFORMANCE GRADE
► CLINTON	► TRUMP	
37.1%	59.4%	Strong Republican

DISTRICT 81

ELECTED

Tina Polsky (DEM)
Part of Palm Beach

REGISTRATION		
► REPUBLICAN	► DEMOCRAT	► OTHER
26%	45%	29%
2016 RESULTS		PERFORMANCE GRADE
► CLINTON	► TRUMP	
56.9%	40.4%	Strong Democrat

DISTRICT 85

Rick Roth (REP) *
Ellen Baker (DEM)
Part of Palm Beach

REGISTRATION		
► REPUBLICAN	► DEMOCRAT	► OTHER
38%	33%	29%
2016 RESULTS		PERFORMANCE GRADE
► CLINTON	► TRUMP	
54.7%	42.4%	Lean Republican

DISTRICT 82

MaryLynn Magar (REP) *
Edward Frances O'Connor (DEM)
Parts of Martin and Palm Beach

REGISTRATION		
► REPUBLICAN	► DEMOCRAT	► OTHER
46%	26%	27%
2016 RESULTS		PERFORMANCE GRADE
► CLINTON	► TRUMP	
48.1%	48.8%	Strong Republican

DISTRICT 86

Laurel Bennett (REP)
Matt Willhite (DEM) *
Part of Palm Beach

REGISTRATION		
► REPUBLICAN	► DEMOCRAT	► OTHER
28%	42%	30%
2016 RESULTS		PERFORMANCE GRADE
► CLINTON	► TRUMP	
56.6%	40.5%	Strong Democrat

DISTRICT 83

Toby Overdorf (REP)
Matt Theobald (DEM)
Parts of Martin and St. Lucie

REGISTRATION		
► REPUBLICAN	► DEMOCRAT	► OTHER
38%	34%	28%
2016 RESULTS		PERFORMANCE GRADE
► CLINTON	► TRUMP	
42.9%	53.4%	Swing

DISTRICT 87

David Silvers (DEM) *
Samson LeBeau Kpadenou (GRE)
Part of Palm Beach

REGISTRATION		
► REPUBLICAN	► DEMOCRAT	► OTHER
20%	46%	34%
2016 RESULTS		PERFORMANCE GRADE
► CLINTON	► TRUMP	
59.7%	37.4%	Strong Democrat

DISTRICT 84

Mark Gotz (REP)
Delores Hogan Johnson (DEM)
Part of St. Lucie

REGISTRATION		
► REPUBLICAN	► DEMOCRAT	► OTHER
32%	41%	27%
2016 RESULTS		PERFORMANCE GRADE
► CLINTON	► TRUMP	
47.6%	49.2%	Lean Democrat

DISTRICT 88

ELECTED

Al Jacquet (DEM) *
Part of Palm Beach

REGISTRATION		
► REPUBLICAN	► DEMOCRAT	► OTHER
14%	61%	25%
2016 RESULTS		PERFORMANCE GRADE
► CLINTON	► TRUMP	
62.4%	35.0%	Strong Democrat

DISTRICT 89

Mike Caruso (REP)
Jim Bonfiglio (DEM)
Part of Palm Beach

REGISTRATION		
▶ REPUBLICAN	▶ DEMOCRAT	▶ OTHER
36%	33%	31%
2016 RESULTS		PERFORMANCE GRADE
▶ CLINTON	▶ TRUMP	
55.5%	41.6%	Lean Democrat

DISTRICT 93

Chip LaMarca (REP)
Emma Collum (DEM)
Kelly Milam (NPA)
Part of Broward

REGISTRATION		
▶ REPUBLICAN	▶ DEMOCRAT	▶ OTHER
36%	35%	29%
2016 RESULTS		PERFORMANCE GRADE
▶ CLINTON	▶ TRUMP	
48.1%	48.9%	Swing

DISTRICT 90

ELECTED

Joseph Casello (DEM)
Part of Palm Beach

REGISTRATION		
▶ REPUBLICAN	▶ DEMOCRAT	▶ OTHER
25%	45%	30%
2016 RESULTS		PERFORMANCE GRADE
▶ CLINTON	▶ TRUMP	
56.4%	40.8%	Strong Democrat

DISTRICT 94

ELECTED

Bobby DuBose (DEM) *
Part of Broward

REGISTRATION		
▶ REPUBLICAN	▶ DEMOCRAT	▶ OTHER
13%	66%	22%
2016 RESULTS		PERFORMANCE GRADE
▶ CLINTON	▶ TRUMP	
80.1%	17.6%	Strong Democrat

DISTRICT 91

ELECTED

Emily Slosberg (DEM) *
Part of Palm Beach

REGISTRATION		
▶ REPUBLICAN	▶ DEMOCRAT	▶ OTHER
27%	45%	28%
2016 RESULTS		PERFORMANCE GRADE
▶ CLINTON	▶ TRUMP	
57.2%	40.2%	Strong Democrat

DISTRICT 95

ELECTED

Anika Omphroy (DEM)
Part of Broward

REGISTRATION		
▶ REPUBLICAN	▶ DEMOCRAT	▶ OTHER
9%	67%	24%
2016 RESULTS		PERFORMANCE GRADE
▶ CLINTON	▶ TRUMP	
84.4%	13.7%	Strong Democrat

DISTRICT 92

ELECTED

Patricia Hawkins-Williams (DEM) *
Part of Broward

REGISTRATION		
▶ REPUBLICAN	▶ DEMOCRAT	▶ OTHER
17%	56%	26%
2016 RESULTS		PERFORMANCE GRADE
▶ CLINTON	▶ TRUMP	
70.8%	26.8%	Strong Democrat

DISTRICT 96

ELECTED

Kristin Jacobs (DEM) *
Part of Broward

REGISTRATION		
▶ REPUBLICAN	▶ DEMOCRAT	▶ OTHER
25%	45%	31%
2016 RESULTS		PERFORMANCE GRADE
▶ CLINTON	▶ TRUMP	
60.1%	37.1%	Strong Democrat

DISTRICT 97

ELECTED

Jared E. Moskowitz (DEM) *

Part of Broward

REGISTRATION		
► REPUBLICAN	► DEMOCRAT	► OTHER
21%	49%	30%
2016 RESULTS		PERFORMANCE GRADE
► CLINTON	► TRUMP	
64.8%	32.2%	Strong Democrat

DISTRICT 101

ELECTED

Shevrin "Shev" Jones (DEM) *

Part of Broward

REGISTRATION		
► REPUBLICAN	► DEMOCRAT	► OTHER
14%	59%	27%
2016 RESULTS		PERFORMANCE GRADE
► CLINTON	► TRUMP	
75.6%	21.5%	Strong Democrat

DISTRICT 98

Joseph Anthony Cruz (REP)

Michael Gottlieb (DEM)

Part of Broward

REGISTRATION		
► REPUBLICAN	► DEMOCRAT	► OTHER
25%	45%	29%
2016 RESULTS		PERFORMANCE GRADE
► CLINTON	► TRUMP	
60.6%	36.2%	Strong Democrat

DISTRICT 102

ELECTED

Sharon Pritchett (DEM) *

Parts of Broward and Miami-Dade

REGISTRATION		
► REPUBLICAN	► DEMOCRAT	► OTHER
12%	63%	25%
2016 RESULTS		PERFORMANCE GRADE
► CLINTON	► TRUMP	
80.5%	17.2%	Strong Democrat

DISTRICT 99

ELECTED

Evan Jenne (DEM) *

Part of Broward

REGISTRATION		
► REPUBLICAN	► DEMOCRAT	► OTHER
24%	46%	30%
2016 RESULTS		PERFORMANCE GRADE
► CLINTON	► TRUMP	
59.0%	37.9%	Strong Democrat

DISTRICT 103

Frank Mingo (REP)

Cindy Polo (DEM)

Parts of Broward and Miami-Dade

REGISTRATION		
► REPUBLICAN	► DEMOCRAT	► OTHER
30%	34%	35%
2016 RESULTS		PERFORMANCE GRADE
► CLINTON	► TRUMP	
58.4%	39.0%	Lean Democrat

DISTRICT 100

ELECTED

Joseph S. "Joe" Geller (DEM) *

Parts of Broward and Miami-Dade

REGISTRATION		
► REPUBLICAN	► DEMOCRAT	► OTHER
24%	41%	35%
2016 RESULTS		PERFORMANCE GRADE
► CLINTON	► TRUMP	
58.5%	38.8%	Strong Democrat

DISTRICT 104

ELECTED

Richard "Rick" Stark (DEM) *

Part of Broward

REGISTRATION		
► REPUBLICAN	► DEMOCRAT	► OTHER
27%	40%	33%
2016 RESULTS		PERFORMANCE GRADE
► CLINTON	► TRUMP	
61.8%	35.2%	Strong Democrat

DISTRICT 105

Ana Maria Rodriguez (REP)
Javier Estevez (DEM)

Parts of Broward, Collier and Miami-Dade

REGISTRATION		
► REPUBLICAN	► DEMOCRAT	► OTHER
32%	32%	36%
2016 RESULTS		PERFORMANCE GRADE
► CLINTON	► TRUMP	
52.8%	43.9%	Swing

DISTRICT 109

ELECTED

James Bush, III (DEM)

Part of Miami-Dade

REGISTRATION		
► REPUBLICAN	► DEMOCRAT	► OTHER
10%	67%	24%
2016 RESULTS		PERFORMANCE GRADE
► CLINTON	► TRUMP	
85.9%	12.0%	Strong Democrat

DISTRICT 106

Bob Rommel (REP) *
Sara McFadden (DEM)

Part of Collier

REGISTRATION		
► REPUBLICAN	► DEMOCRAT	► OTHER
55%	21%	24%
2016 RESULTS		PERFORMANCE GRADE
► CLINTON	► TRUMP	
33.9%	62.6%	Strong Republican

DISTRICT 110

ELECTED

Jose Oliva (REP) *

Part of Miami-Dade

REGISTRATION		
► REPUBLICAN	► DEMOCRAT	► OTHER
35%	31%	33%
2016 RESULTS		PERFORMANCE GRADE
► CLINTON	► TRUMP	
52.0%	45.3%	Lean Republican

DISTRICT 107

ELECTED

Barbara Watson (DEM) *

Part of Miami-Dade

REGISTRATION		
► REPUBLICAN	► DEMOCRAT	► OTHER
9%	65%	26%
2016 RESULTS		PERFORMANCE GRADE
► CLINTON	► TRUMP	
83.3%	14.4%	Strong Democrat

DISTRICT 111

Bryan Avila (REP) *
Rizwan Ahmed (DEM)

Part of Miami-Dade

REGISTRATION		
► REPUBLICAN	► DEMOCRAT	► OTHER
37%	31%	32%
2016 RESULTS		PERFORMANCE GRADE
► CLINTON	► TRUMP	
51.6%	45.6%	Lean Republican

DISTRICT 108

Dotie Joseph (DEM)
Riquet Caballero (LPF)

Part of Miami-Dade

REGISTRATION		
► REPUBLICAN	► DEMOCRAT	► OTHER
8%	69%	23%
2016 RESULTS		PERFORMANCE GRADE
► CLINTON	► TRUMP	
86.6%	11.2%	Strong Democrat

DISTRICT 112

Rosa Maria "Rosie" Palomino (REP)
Nicholas X. Duran (DEM) *

Part of Miami-Dade

REGISTRATION		
► REPUBLICAN	► DEMOCRAT	► OTHER
30%	35%	35%
2016 RESULTS		PERFORMANCE GRADE
► CLINTON	► TRUMP	
61.0%	35.4%	Lean Democrat

DISTRICT 113

Jonathan "J.P." Parker (REP)
Michael Grieco (DEM)
Part of Miami-Dade

REGISTRATION		
▶ REPUBLICAN	▶ DEMOCRAT	▶ OTHER
23%	41%	36%

2016 RESULTS		PERFORMANCE GRADE
▶ CLINTON	▶ TRUMP	
66.8%	30.2%	Strong Democrat

DISTRICT 117

ELECTED
Kionne L. McGhee (DEM) *
Part of Miami-Dade

REGISTRATION		
▶ REPUBLICAN	▶ DEMOCRAT	▶ OTHER
15%	55%	30%

2016 RESULTS		PERFORMANCE GRADE
▶ CLINTON	▶ TRUMP	
76.8%	20.5%	Strong Democrat.....

DISTRICT 114

Javier Enriquez (REP)
Javier Fernandez (DEM) *
Part of Miami-Dade

REGISTRATION		
▶ REPUBLICAN	▶ DEMOCRAT	▶ OTHER
35%	34%	31%

2016 RESULTS		PERFORMANCE GRADE
▶ CLINTON	▶ TRUMP	
55.2%	41.2%	Swing

DISTRICT 118

Anthony Rodriguez (REP)
Robert Asencio (DEM) *
Part of Miami-Dade

REGISTRATION		
▶ REPUBLICAN	▶ DEMOCRAT	▶ OTHER
34%	31%	34%

2016 RESULTS		PERFORMANCE GRADE
▶ CLINTON	▶ TRUMP	
54.9%	41.7%	Swing

DISTRICT 115

Vance Aloupis (REP)
Jeffrey Doc Solomon (DEM)
Part of Miami-Dade

REGISTRATION		
▶ REPUBLICAN	▶ DEMOCRAT	▶ OTHER
36%	33%	31%

2016 RESULTS		PERFORMANCE GRADE
▶ CLINTON	▶ TRUMP	
53.4%	43.0%	Lean Republican

DISTRICT 119

Juan Fernandez-Barquin (REP)
Heath Rassner (DEM)
Part of Miami-Dade

REGISTRATION		
▶ REPUBLICAN	▶ DEMOCRAT	▶ OTHER
34%	30%	37%

2016 RESULTS		PERFORMANCE GRADE
▶ CLINTON	▶ TRUMP	
54.7%	41.9%	Swing

DISTRICT 116

Daniel Anthony Perez (REP) *
James Alexander Harden (DEM)
Part of Miami-Dade

REGISTRATION		
▶ REPUBLICAN	▶ DEMOCRAT	▶ OTHER
38%	29%	33%

2016 RESULTS		PERFORMANCE GRADE
▶ CLINTON	▶ TRUMP	
50.8%	45.3%	Strong Republican

DISTRICT 120

Holly Raschein (REP) *
Steve Friedman (DEM)
Monroe and part of Miami-Dade

REGISTRATION		
▶ REPUBLICAN	▶ DEMOCRAT	▶ OTHER
34%	35%	31%

2016 RESULTS		PERFORMANCE GRADE
▶ CLINTON	▶ TRUMP	
48.2%	47.5%	Swing

AMENDMENT 1 Increased Homestead Property Tax Exemption

Florida Chamber Position: Neutral

Official Ballot Summary: Proposing an amendment to the State Constitution to increase the homestead exemption by exempting the assessed valuation of homestead property greater than \$100,000 and up to \$125,000 for all levies other than school district levies. The amendment shall take effect January 1, 2019.

Sponsor: The Florida Legislature/House (HJR7105)

AMENDMENT 2 Limitations on Property Tax Assessments

Florida Chamber Position: Support

Amendment 2 protects all Floridians by keeping a 10% cap on certain annual property tax increases. Amendment 2 is for everybody. It helps communities thrive by preventing excessive property taxes and ensuring Florida remains an affordable place to live, work and do business. Amendment 2 is supported by small businesses and local Realtors®, supported by city and local leaders, and has strong bipartisan support. Visit www.EverybodyIsFor2.com to learn more.

Official Ballot Summary: Proposing an amendment to the State Constitution to permanently retain provisions currently in effect, which limit property tax assessment increases on specified nonhomestead real property, except for school district taxes, to 10 percent each year. If approved, the amendment removes the scheduled repeal of such provisions in 2019 and shall take effect January 1, 2019.

Sponsor: The Florida Legislature/House (CS/HJR 21)

AMENDMENT 3 Voter Control of Gambling in Florida

Florida Chamber Position: Support

The Voter Control of Gambling Amendment puts voters back in charge of gambling decisions in Florida, not Tallahassee politicians and gambling lobbyists. For nearly a century, approval of casino gambling was strictly left for voters to decide. Amendment 3 simply seeks to return to that standard to authorize casino gambling. Visit www.VotersInCharge.org to learn more.

Official Ballot Summary: This amendment ensures that Florida voters shall have the exclusive right to decide whether to authorize casino gambling by requiring that in order for casino gambling to be authorized under Florida law, it must be approved by Florida voters pursuant to Article XI, Section 3 of the Florida Constitution. Affects articles X and XI. Defines casino gambling and clarifies that this amendment does not conflict with federal law regarding state/tribal compacts.

Sponsor: Voters In Charge

AMENDMENT 4 **Voting Restoration Amendment**

Florida Chamber Position: Neutral

Official Ballot Summary: This amendment restores the voting rights of Floridians with felony convictions after they complete all terms of their sentence including parole or probation. The amendment would not apply to those convicted of murder or sexual offenses, who would continue to be permanently barred from voting unless the Governor and Cabinet vote to restore their voting rights on a case by case basis.

Sponsor: Floridians for a Fair Democracy, Inc.

AMENDMENT 5 **Supermajority Vote Required to Impose, Authorize, or Raise State Taxes or Fees**

Florida Chamber Position: Support

Amendment 5 was placed on the ballot by the Florida Legislature. Currently, the Florida Legislature can enact new taxes or fees, or increase existing ones (except the corporate income tax) through a simple majority vote. A “yes” vote for Amendment 5 supports requiring a two-thirds vote of each chamber of the Florida Legislature to enact new taxes or fees or increase existing ones.

Official Ballot Summary: Prohibits the legislature from imposing, authorizing, or raising a state tax or fee except through legislation approved by a two-thirds vote of each house of the legislature in a bill containing no other subject. This proposal does not authorize a state tax or fee otherwise prohibited by the Constitution and does not apply to fees or taxes imposed or authorized to be imposed by a county, municipality, school board, or special district.

Sponsor: The Florida Legislature/House (HJR7001)

AMENDMENT 6 **Rights of Crime Victims; Judges**

Florida Chamber Position: Neutral

Official Ballot Summary: Creates constitutional rights for victims of crime; requires courts to facilitate victims’ rights; authorizes victims to enforce their rights throughout criminal and juvenile justice processes. Requires judges and hearing officers to independently interpret statutes and rules rather than deferring to government agency’s interpretation. Raises mandatory retirement age of state justices and judges from seventy to seventy-five years; deletes authorization to complete judicial term if one-half of term has been served by retirement age.

Sponsor: Constitution Revision Commission

AMENDMENT 7*

First Responder and Military Member Survivor Benefits; Public Colleges and Universities

Florida Chamber Position: Neutral

Official Ballot Summary: Grants mandatory payment of death benefits and waiver of certain educational expenses to qualifying survivors of certain first responders and military members who die performing official duties. Requires supermajority votes by university trustees and state university system board of governors to raise or impose all legislatively authorized fees if law requires approval by those bodies. Establishes existing state college system as constitutional entity; provides governance structure.

Sponsor: Constitution Revision Commission

AMENDMENT 8

School Board Term Limits and Duties; Public Schools

Florida Supreme Court Removed from the Ballot

AMENDMENT 9*

Prohibits Offshore Oil and Gas Drilling; Prohibits Vaping in Enclosed Indoor Workplaces

Florida Chamber Position: Oppose

This issue can be addressed and achieved through the legislative process, and therefore does not need to be permanently incorporated into Florida's Constitution.

Official Ballot Summary: Prohibits drilling for the exploration or extraction of oil and natural gas beneath all state-owned waters between the mean high water line and the state's outermost territorial boundaries. Adds use of vapor-generating electronic devices to current prohibition of tobacco smoking in enclosed indoor workplaces with exceptions; permits more restrictive local vapor ordinances.

Sponsor: Constitution Revision Commission

**At the time of this printing, these constitutional amendments were subject to litigation and the Florida Supreme Court had yet to rule on their constitutionality. Please visit www.FloridaChamber.com/Election for the latest information.*

AMENDMENT 10

State and Local Government Structure and Operation

Florida Chamber Position: Neutral

Official Ballot Summary: Requires legislature to retain department of veterans' affairs. Ensures election of sheriffs, property appraisers, supervisors of elections, tax collectors, and clerks of court in all counties; removes county charters' ability to abolish, change term, transfer duties, or eliminate election of these offices. Changes annual legislative session commencement date in even-numbered years from March to January; removes legislature's authorization to fix another date. Creates office of domestic security and counterterrorism within department of law enforcement.

Sponsor: Constitution Revision Commission

AMENDMENT 11 *

Property Rights; Removal of Obsolete Provision; Criminal Statutes

Florida Chamber Position: Support

Official Ballot Summary: Removes discriminatory language related to real property rights. Removes obsolete language repealed by voters. Deletes provision that amendment of a criminal statute will not affect prosecution or penalties for a crime committed before the amendment; retains current provision allowing prosecution of a crime committed before the repeal of a criminal statute.

Sponsor: Constitution Revision Commission

AMENDMENT 12

Lobbying and Abuse of Office by Public Officers

Florida Chamber Position: Oppose

This issue can be addressed and achieved through the legislative process, and therefore does not need to be permanently incorporated into Florida's Constitution.

Official Ballot Summary: Expands current restrictions on lobbying for compensation by former public officers; creates restrictions on lobbying for compensation by serving public officers and former justices and judges; provides exceptions; prohibits abuse of a public position by public officers and employees to obtain a personal benefit.

Sponsor: Constitution Revision Commission

**At the time of this printing, these constitutional amendments were subject to litigation and the Florida Supreme Court had yet to rule on their constitutionality. Please visit www.FloridaChamber.com/Election for the latest information.*

AMENDMENT 13 **Ends Dog Racing**

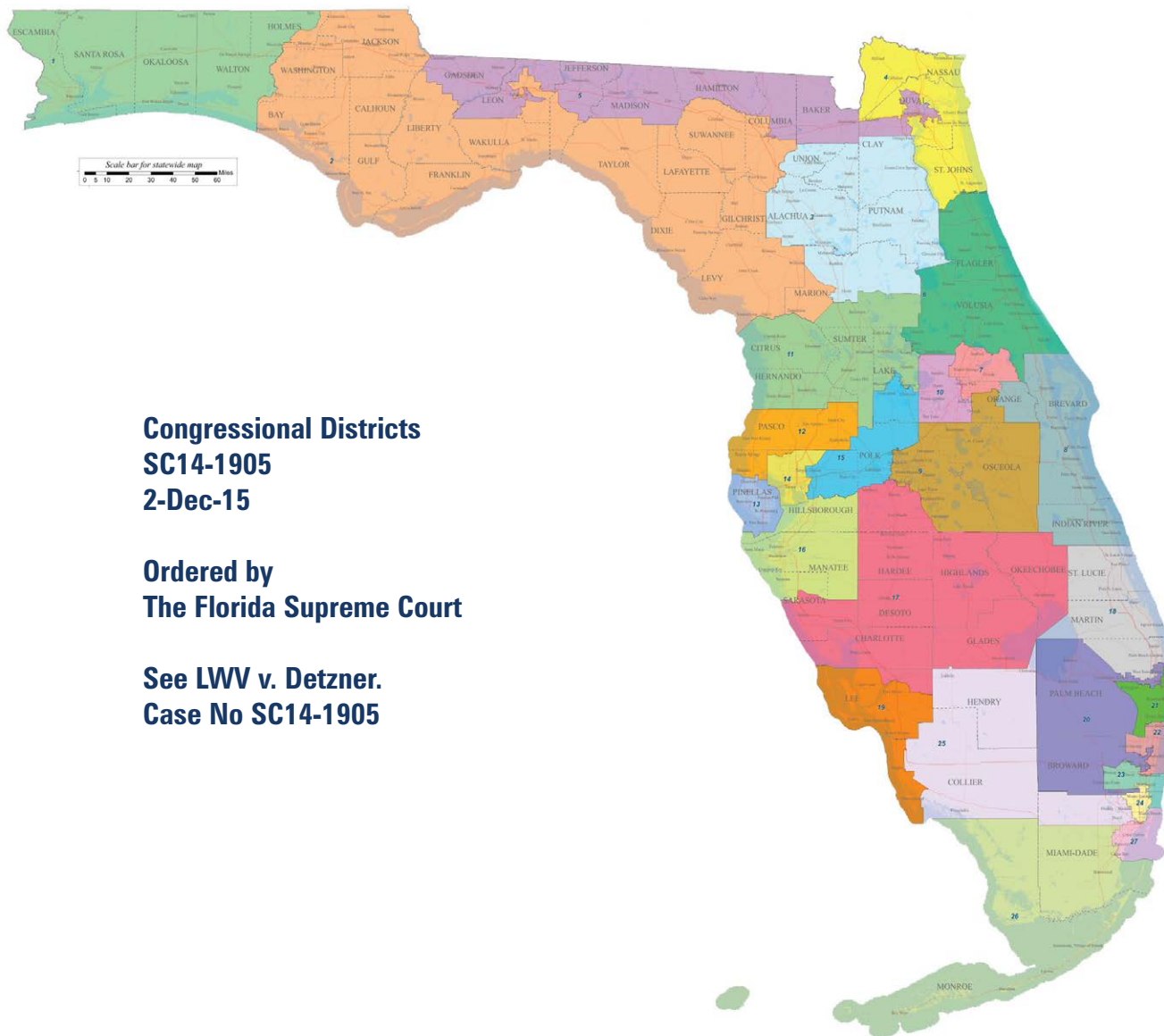
Florida Chamber Position: Oppose

This issue can be addressed and achieved through the legislative process, and therefore does not need to be permanently incorporated into Florida's Constitution.

Official Ballot Summary: Phases out commercial dog racing in connection with wagering by 2020. Other gaming activities are not affected.

Sponsor: Constitution Revision Commission

**At the time of this printing, these constitutional amendments were subject to litigation and the Florida Supreme Court had yet to rule on their constitutionality. Please visit www.FloridaChamber.com/Election for the latest information.*



**Congressional Districts
SC14-1905
2-Dec-15**

**Ordered by
The Florida Supreme Court**

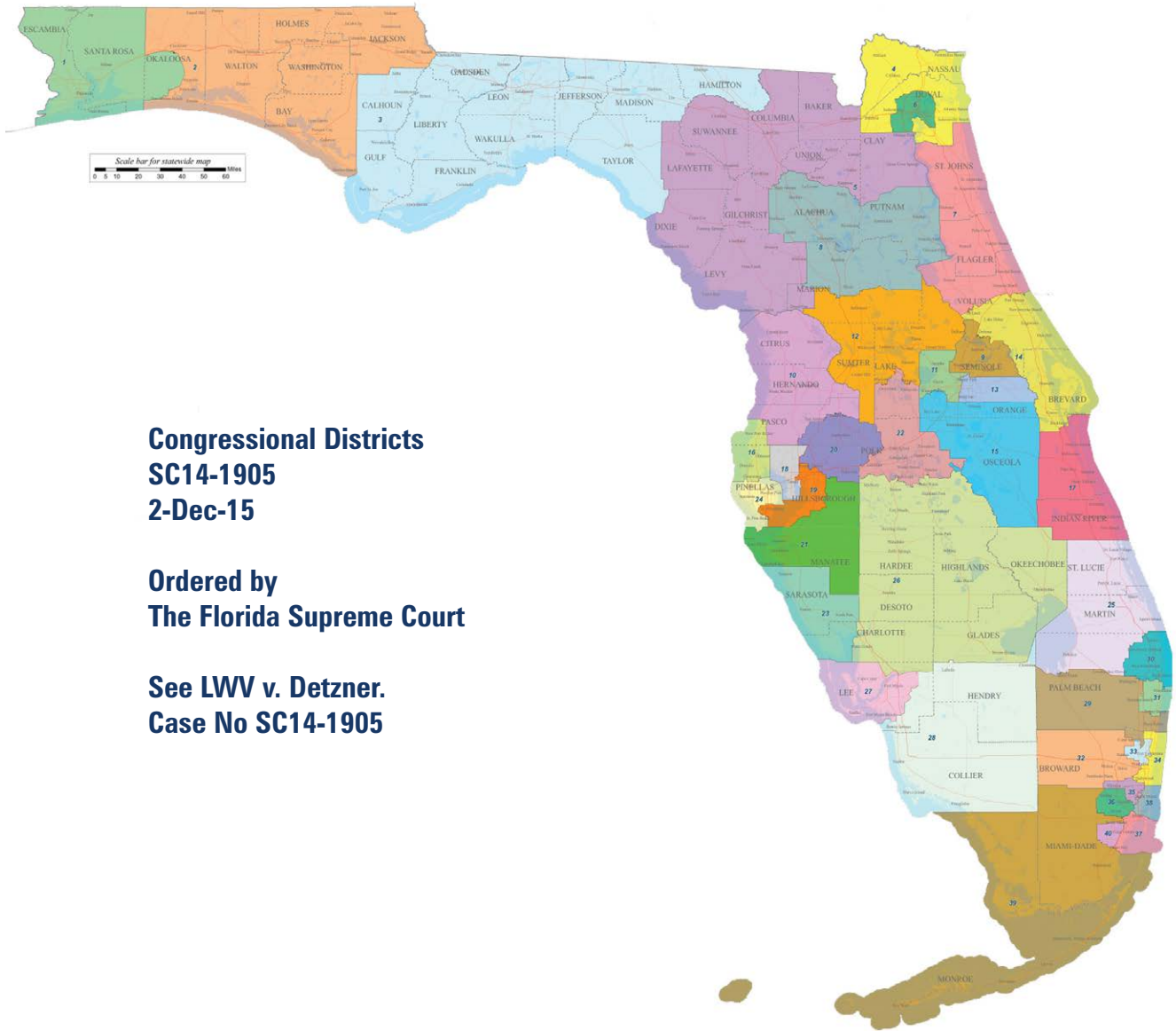
**See LWV v. Detzner.
Case No SC14-1905**



Map produced by professional staff:
Florida Senate Committee on Reapportionment
404 S. Monroe St., Tallahassee, FL 32399-1100
Office: 2000 The Capitol; Phone: (850) 487-5855;
Website: <http://www.flsenate.gov/session/redistricting>

Legend


- County boundary
- Interstate
- US Highway
- Major road
- Sea, lake, or river
- District boundary & number









**Congressional Districts
SC14-1905
2-Dec-15**

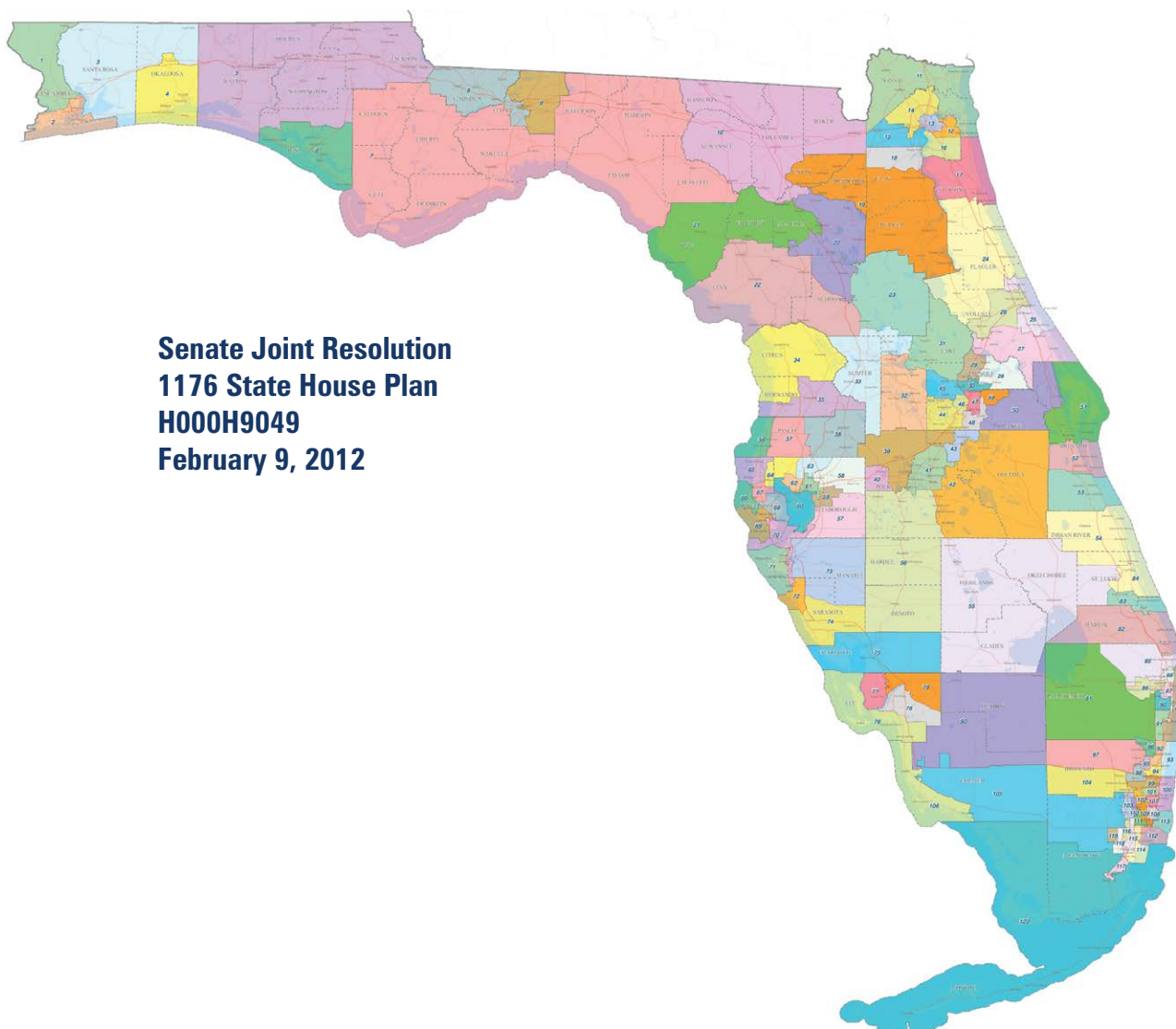
**Ordered by
The Florida Supreme Court**

**See LWV v. Detzner.
Case No SC14-1905**

 Map produced by professional staff:
Florida Senate Committee on Reapportionment
404 S. Monroe St., Tallahassee, FL 32399-1100
Office: 2000 The Capitol; Phone: (850) 487-5855;
Website: <http://www.flsenate.gov/session/redistricting>

Legend

-  County boundary
-  Interstate
-  US Highway
-  Major road
-  Sea, lake, or river
-  District boundary & number



**Senate Joint Resolution
1176 State House Plan
H000H9049
February 9, 2012**



Map produced by professional staff:
Florida Senate Committee on Reapportionment
404 S. Monroe St., Tallahassee, FL 32399-1100
Office: 2000 The Capitol; Phone: (850) 487-5855;
Website: <http://www.flsenate.gov/session/redistricting>

Legend

- County boundary
- Intrastate
- US Highway
- Major road
- Sea, lake, or river
- District boundary & number

FLORIDA CHAMBER *of Commerce*

As the voice of Florida businesses and job creation, the Florida Chamber advocates to champion free enterprise in our state. The power of the Florida Chamber comes from our ability to educate and engage the grassroots strength of more than 139,000 employers and the more than three million jobs they create.

Whether we are recruiting candidates for future elections, mobilizing our members to pass an important pro-jobs bill or uniting chambers and associations to stop attacks on job creation, the Florida Chamber is committed to fighting for jobs and defeating legislation threatening Florida's free enterprise system.

Visit us online at
www.FloridaChamber.com.

FLORIDA **CHAMBER** *Political Institute*

The Florida Chamber Political Institute (FCPI) provides its members with the essential tools, statistics and analysis needed to create legislative solutions to important employer issues.

By working together with the business community, FCPI is able to enact change at a legislative level- change that helps secure our state's future.

Political veteran Marian Johnson serves as Executive Director and provides extensive expertise, leadership and direction. Dozens of employers and associations have signed on to our political advocacy efforts and we hope you will too.

GET INVOLVED TODAY!

Call Marian Johnson at
(850) 521-1241 or send an email
to mjohnson@flchamber.com.



The Florida Farm Bureau is the Sunshine State's largest general agricultural organization with more than 140,000 member-families representing Farm Bureaus in 60 counties. Membership provides a multitude of benefits, and you don't have to be a farmer to be a member of Florida Farm Bureau.

The mission of the Florida Farm Bureau is to increase the net income of farmers and ranchers, and to improve the quality of rural life. Their vision is to be the most effective, influential and respected Farm Bureau in the nation, and to truly be recognized as Florida's voice of Agriculture.

Visit www.floridafarmbureau.org
to learn more about the Florida Farm
Bureau and the benefits of membership.

UNITED STATES SENATE

RICK SCOTT

GOVERNOR

RON DeSANTIS /JEANETTE NUÑEZ

FLORIDA AGRICULTURE COMMISSIONER

MATT CALDWELL

FLORIDA CHIEF FINANCIAL OFFICER

JIMMY PATRONIS

FLORIDA ATTORNEY GENERAL

ASHLEY MOODY

FLORIDA SENATE (BY DISTRICT)

2 George Gainer
4 Aaron Bean
8 Keith Perry
10 Wilton Simpson
12 Dennis Baxley
14 Dorothy Hukill
16 Ed Hooper
18 Dana Young
20 Tom Lee
22 Kelli Stargel
23 Joe Gruters
24 Jeff Brandes
25 Gayle Harrell
26 Ben Albritton
28 Kathleen Passidomo
32 Lauren Book
36 Manny Diaz, Jr.

FLORIDA SENATE (ALPHABETICALLY)

ALBRITTON, Ben SD 26
BAXLEY, Dennis SD 12
BEAN, Aaron SD 4
BOOK, Lauren SD 32
BRANDES, Jeff SD 24
DIAZ, Jr., Manny SD 36
GAINER, George SD 2
GRUTERS, Joe SD 23
HARRELL, Gayle SD 25
HOOPER, Ed SD 16
HUKILL, Dorothy SD 14
LEE, Tom SD 20
PASSIDOMO, Kathleen SD 28
PERRY, Keith SD 8
SIMPSON, Wilton SD 10
STARGEL, Kelli SD 22
YOUNG, Dana SD 18

★ **THE FLORIDA FARM BUREAU FEDERATION DOES**
NOT ENDORSE CANDIDATES FOR ANY ELECTED OFFICE. ★

FLORIDA HOUSE OF REPRESENTATIVES (BY DISTRICT)

2	Alex Andrade	51	Tyler Sirois
3	Jayer Williamson	53	Randy Fine
4	Mel Ponder	55	Cary Pigman
5	Brad Drake	56	Melony Bell
6	Jay Trumbull	58	Lawrence McClure
7	Halsey Beshears	59	Joe Wicker
10	Chuck Brannon III	60	Jackie Toledo
11	Cord Byrd	61	Dianne Hart
12	Clay Yarborough	64	James Grant
15	Wyman Duggan	65	Chris Sprowls
16	Jason Fischer	66	Nick DiCeglie
17	Cyndi Stevenson	67	Chris Latvala
18	Travis Cummings	68	Ben Diamond
19	Bobby Payne	69	Raymond Blacklidge
21	Chuck Clemons	71	Will Robinson
22	Charlie Stone	73	Tommy Gregory
23	Stan McClain	74	James Buchanan
24	Paul Renner	76	Ray Rodrigues
25	Thomas Leek	77	Dane Eagle
26	Elizabeth Fetterhoff	79	Spencer Roach
27	David Santiago	80	Byron Donalds
28	David Smith	82	MaryLynn Magar
29	Scott Plakon	85	Rick Roth
30	Bob Cortes	86	Matt Wilhite
31	Jennifer Sullivan	87	David Silvers
32	Anthony Sabatini	93	Chip LaMarca
34	Ralph Massullo	103	Frank Mingo
35	Blaise Ingoglia	105	Ana Maria Rodriguez
36	Amber Mariano	106	Robert Rommel
37	Ardian Zika	110	Jose Oliva
38	Danny Burgess	111	Bryan Avila
39	Josie Tomkow	115	Vance Aloupis
40	Colleen Burton	116	Daniel Perez
41	Sam Killebrew	118	Anthony Rodriguez
42	Mike LaRosa	119	Juan Fernandez-Barquin
44	Bobby Olszewski	120	Holly Raschein
50	Rene Plasencia		

FLORIDA HOUSE OF REPRESENTATIVES (ALPHABETICALLY)

ALOUPIS, Vance HD 115
ANDRADE, Alex HD 2
AVILA, Bryan HD 111
BELL, Melony HD 56
BESHEARS, Halsey HD 7
BLACKLIDGE, Raymond HD 69
BRANNON, Chuck III HD 10
BUCHANAN, James HD 74
BURGESS, Danny HD 38
BURTON, Colleen HD 40
BYRD, Cord HD 11
CLEMONS, Chuck HD 21
CORTES, Robert HD 30
CUMMINGS, Travis HD 18
DIAMOND, Ben HD 68
DICEGLIE, Nick HD 66
DONALDS, Byron HD 80
DRAKE, Brad HD 5
DUGGAN, Wyman HD 15
EAGLE, Dane HD 77
FERNANDEZ-BARQUIN, Juan HD 119
FETTERHOFF, Elizabeth HD 26
FINE, Randy HD 53
FISCHER, Jason HD 16
GREGORY, Tommy HD 73
GRANT, James HD 64
HART, Dianne HD 61
INGOGLIA, Blaise HD 35
KILLEBREW, Sam HD 41
LaMARCA, Chip HD 93
LaROSA, Mike HD 42
LATVALA, Chris HD 67
LEEK, Tom HD 25
MAGAR, MaryLynn HD 82
MARIANO, Amber HD 36
MASSULLO, Ralph HD 34
McCLAIN, Jr., Stanley HD 23

McCLURE, Lawrence HD 58
MINGO, Frank HD 103
OLIVA, Jose HD 110
OLSZEWSKI, Bobby HD 44
PAYNE, Bobby HD 19
PEREZ, Daniel HD 116
PIGMAN, Cary HD 55
PLAKON, Scott HD 29
PLASENCIA, Rene HD 50
PONDER, Mel HD 4
RASCHEIN, Holly HD 120
RENNER, Paul HD 24
ROACH, Spencer HD 79
ROBINSON, Will HD 71
RODRIGUES, Ray HD 76
RODRIGUEZ, Ana Maria HD 105
RODRIGUEZ, Anthony HD 118
ROMMEL, Robert HD 106
ROTH, Rick HD 85
SABATINI, Anthony HD 32
SANTIAGO, David HD 27
SILVERS, David HD 87
SIROIS, Tyler HD 51
SMITH, David HD 28
SPROWLS, Chris HD 65
STEVENSON, Cyndi HD 17
STONE, Charlie HD 22
SULLIVAN, Jennifer HD 31
TOLEDO, Jackie HD 60
TOMKOW, Josie HD 39
TRUMBULL, Jay HD 6
WICKER, Joe HD 59
WILHITE, Matt HD 86
WILLIAMSON, Jayar HD 3
YARBOROUGH, Clay HD 12
ZIKA, Ardian HD 37



2018 Florida ELECTION Guide

*YOUR GUIDE to the Candidates &
Proposed Constitutional Amendments*



PAID POLITICAL ADVERTISEMENT PAID FOR BY
THE FLORIDA CHAMBER OF COMMERCE,
136 S. BRONOUGH ST., TALLAHASSEE, FL 32301, AND
THE FLORIDA FARM BUREAU, 310 W. COLLEGE AVENUE, TALLAHASSEE, FL 32301,
INDEPENDENTLY OF ANY CANDIDATE. THIS ADVERTISEMENT
WAS NOT APPROVED BY ANY CANDIDATE OR COMMITTEE.