

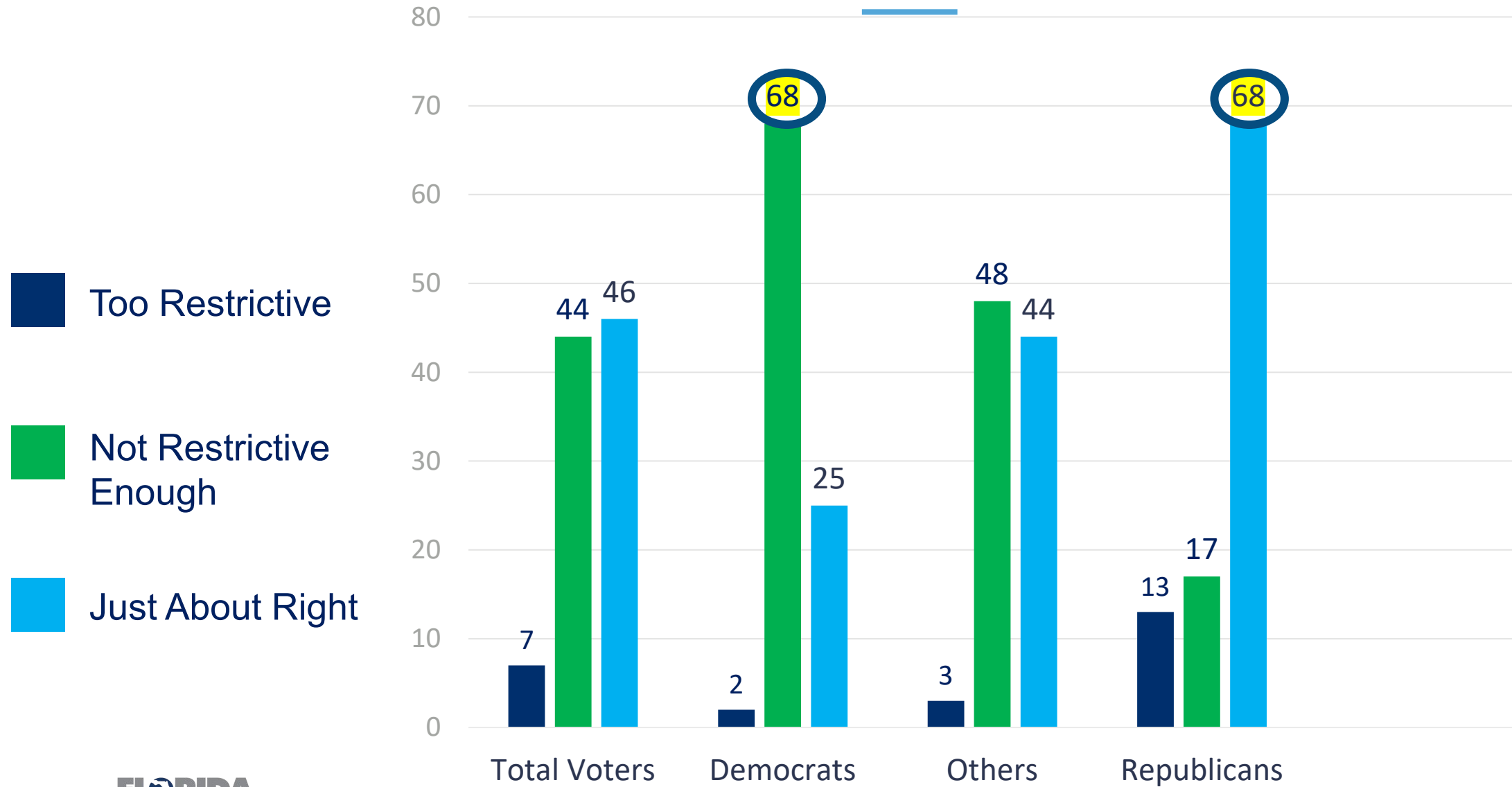
- Economy \$1 Trillion GDP (17th)
- 21.8 Million Residents
 - 3rd / 26M By 2030 / More Than 900/Day
- 127 Million Visitors In 2018 (+50M by 2030)
- FL outpacing national and creating jobs
- FL's Talent Gap: 284,300 People Looking for Jobs / 323,000 People Looking for Jobs.



Boca Chamber: Virtual Trustee Presentation

Mark Wilson | President & CEO | Florida Chamber | February 3, 2021

How Has Florida Responded to COVID-19?



Political Views Impact Policy Decisions

Top Voter Concerns

Statewide	COVID-19	Jobs	Education	Other	Statewide	COVID-19	Jobs	Education	Other
	44	12	5	Healthcare 4% Immigration 3%		44	12	5	Healthcare 4% Immigration 3%
Men	38	13	5	Healthcare 5%	Jacksonville	36	11	5	Healthcare 4%
Women	50	11	5	Healthcare 4%	Gainesville	50	10	10	State Spending 20%
					Tallahassee	38	13	6	Infrastructure 10%
Republicans	34	14	5	Immigration 4%	Panama City/Pensacola	37	5	5	Healthcare 10%
Democrats	55	8	4	Healthcare 6%	Orlando/Daytona	37	17	6	Immigration 5%
NPA/Other	44	18	7	Healthcare 4%	Tampa/St. Pete	48	10	8	Healthcare 3%
					Ft. Myers/Naples	53	11	0	Environment 5%
White	45	11	5	Immigration 4%	Broward/Miami	53	13	3	Healthcare 4%
Black	48	10	5	Healthcare 9%	West Palm	42	8	5	Healthcare 6%
Hispanic	45	16	3	Healthcare 6%					

Political Views Impact Policy Decisions

Right Direction vs. Wrong Direction

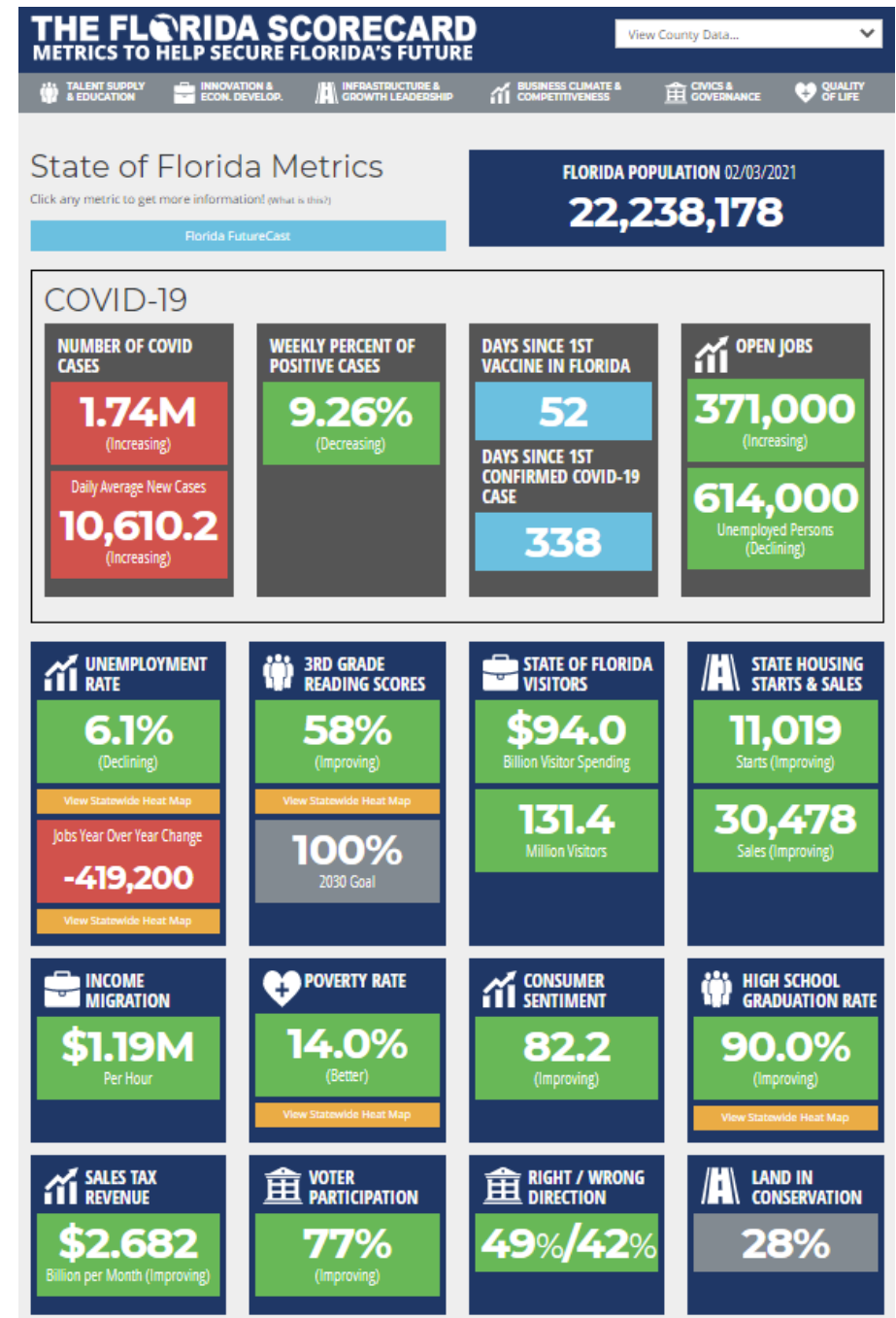
Statewide	Current 49:42
Jacksonville	45:44
Gainesville	30:60
Tallahassee	38:63
Panama City/Pensacola	61:22
Orlando/Daytona	52:38
Tampa/St. Pete	52:40
Ft. Myers/Naples	61:32
Broward/Miami	44:46
West Palm	40:52

Right Direction vs. Wrong Direction

Statewide	Current 49:42
Men	55:37
Women	43:47
Republicans	72:20
Democrats	27:63
Others	43:47
White	56:36
Black	31:61
Hispanic	44:50

Florida At-A-Glance

- Florida's Economy \$1.1 Trillion GDP (17th)
- 22 Million Residents
 - 3rd / 26M By 2030 / More Than 900/Day
- 131.4 Million Visitors In 2019 (+50M by 2030)
- Florida Created More Than 1 Out of Every 11 New U.S. Jobs since 2015



Palm Beach County Metrics

(What is this?)

Palm Beach County FutureCast

Click any metric to get more information!

COVID-19

NUMBER OF COVID CASES

108,173

(Increasing)

Daily Average New Cases

677.2

(Decreasing)

WEEKLY PERCENT OF POSITIVE CASES

9.09%

(Decreasing)

DAYS SINCE 1ST VACCINE IN FLORIDA

52

DAYS SINCE 1ST CONFIRMED COVID-19 CASE

328

UNEMPLOYED PEOPLE

38,662

(Decreasing)

Jobs Year Over Year Change

-45,937

UNEMPLOYMENT RATE

5.5%

(Declining)

Jobs Year Over Year Change

-45,937

View Statewide Heat Map

HOUSING PERMITS

3,263

Permits (Improving)

SALES TAX REVENUE

\$253.41

Million per Year (Improving)

WEALTH MIGRATION

\$1,655.20

Million per Year

POVERTY RATE

12.2%

(Better)

View Statewide Heat Map

HIGH SCHOOL GRADUATION RATE

90.2%

(Improving)

View Statewide Heat Map

LAND IN CONSERVATION

37%

POPULATION

1.50

Million

View Statewide Heat Map

Broward County Metrics

(What is this?)

Broward County FutureCast

Click any metric to get more information!

COVID-19

NUMBER OF COVID CASES

174,679

(Increasing)

Daily Average New Cases

1,011.8

(Increasing)

WEEKLY PERCENT OF POSITIVE CASES

8.54%

(Decreasing)

DAYS SINCE 1ST VACCINE IN FLORIDA

52

DAYS SINCE 1ST CONFIRMED COVID-19 CASE

333

UNEMPLOYED PEOPLE

66,482

(Decreasing)

Jobs Year Over Year Change

-74,570

UNEMPLOYMENT RATE

6.6%

(Declining)

Jobs Year Over Year Change

-74,570

View Statewide Heat Map

HOUSING PERMITS

1,635

Permits (Improving)

SALES TAX REVENUE

\$162.90

Million per Year (Improving)

WEALTH MIGRATION

\$270.90

Million per Year

POVERTY RATE

13.1%

(Better)

View Statewide Heat Map

HIGH SCHOOL GRADUATION RATE

89.4%

(Improving)

View Statewide Heat Map

LAND IN CONSERVATION

62%

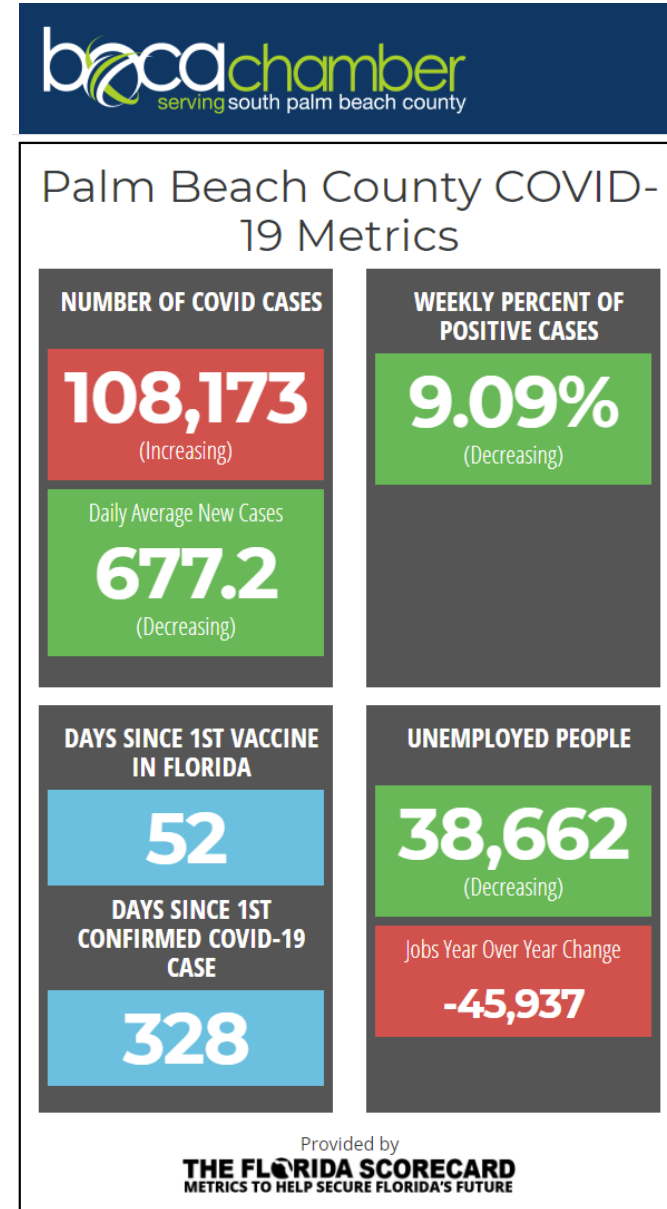
POPULATION

1.95

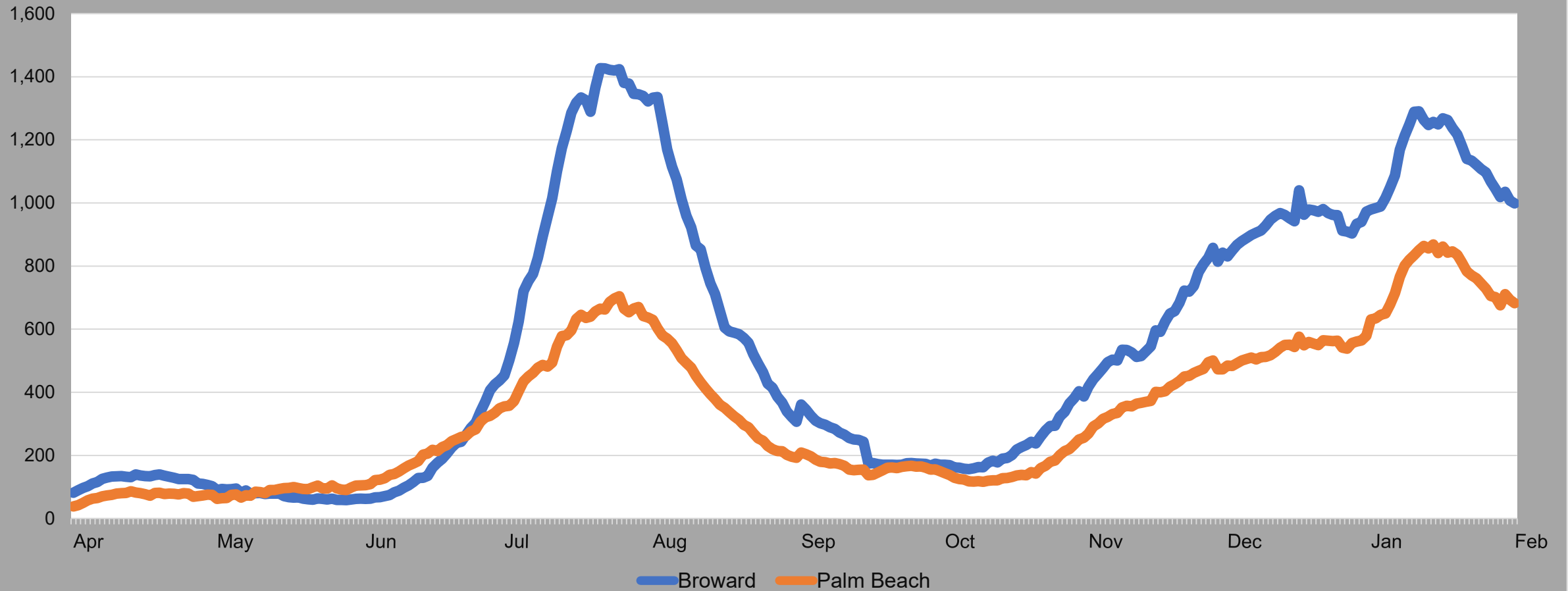
Million

View Statewide Heat Map

Special thanks to the Boca Chamber for being one of our **#ChamberStrong** local chamber partners, who are posting these numbers on their websites, social media platforms and sharing with their local leadership.



Average Daily COVID Cases: Broward and Palm Beach Counties

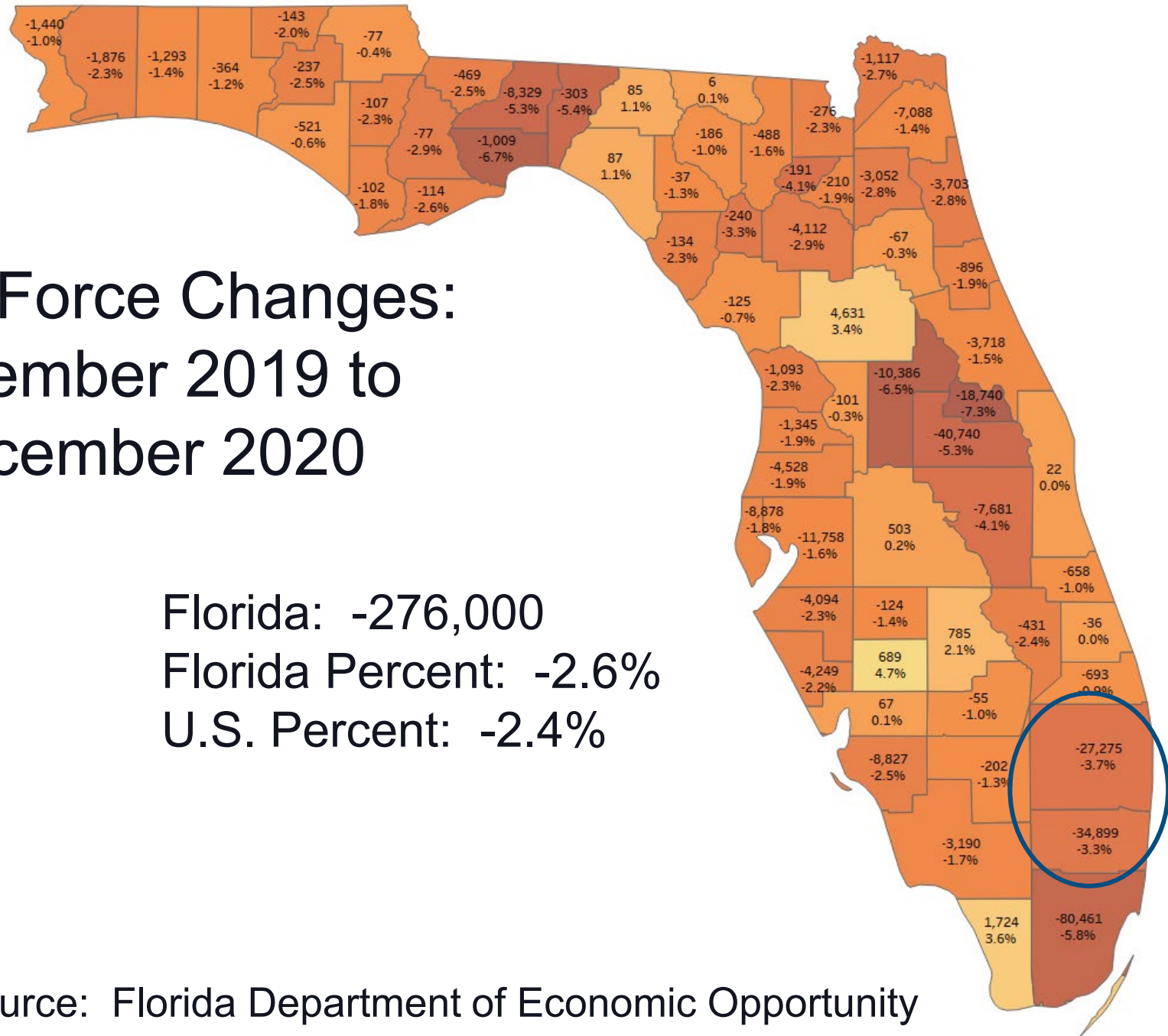


Job Loss by Category: December 2019 to December 2020

Industry	Job Change	Percent of Industry
Total – All Industries	-419,200	-4.6%
Leisure & Hospitality	-197,000	-15.5%
Professional & Business Services	-52,000	-3.7%
Information	-12,100	-8.8%
Trade, Transportation & Utilities	-43,300	-2.4%
Education & Health Services	-29,100	-2.1%
Construction	-9,900	-1.7%
Financial Activities	-100	<-0.1%
Manufacturing	-4,400	-1.1%

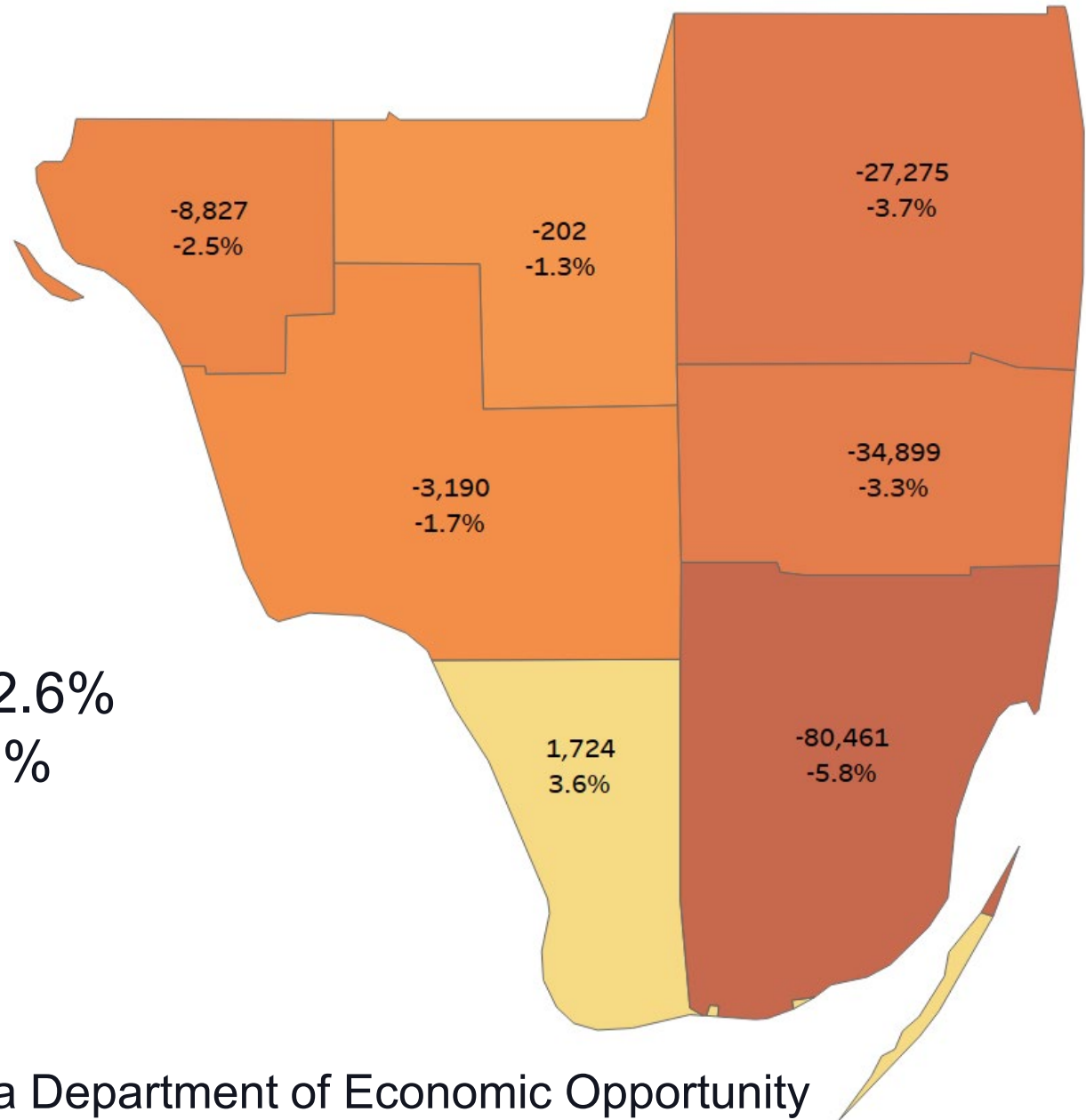
Labor Force Changes: December 2019 to December 2020

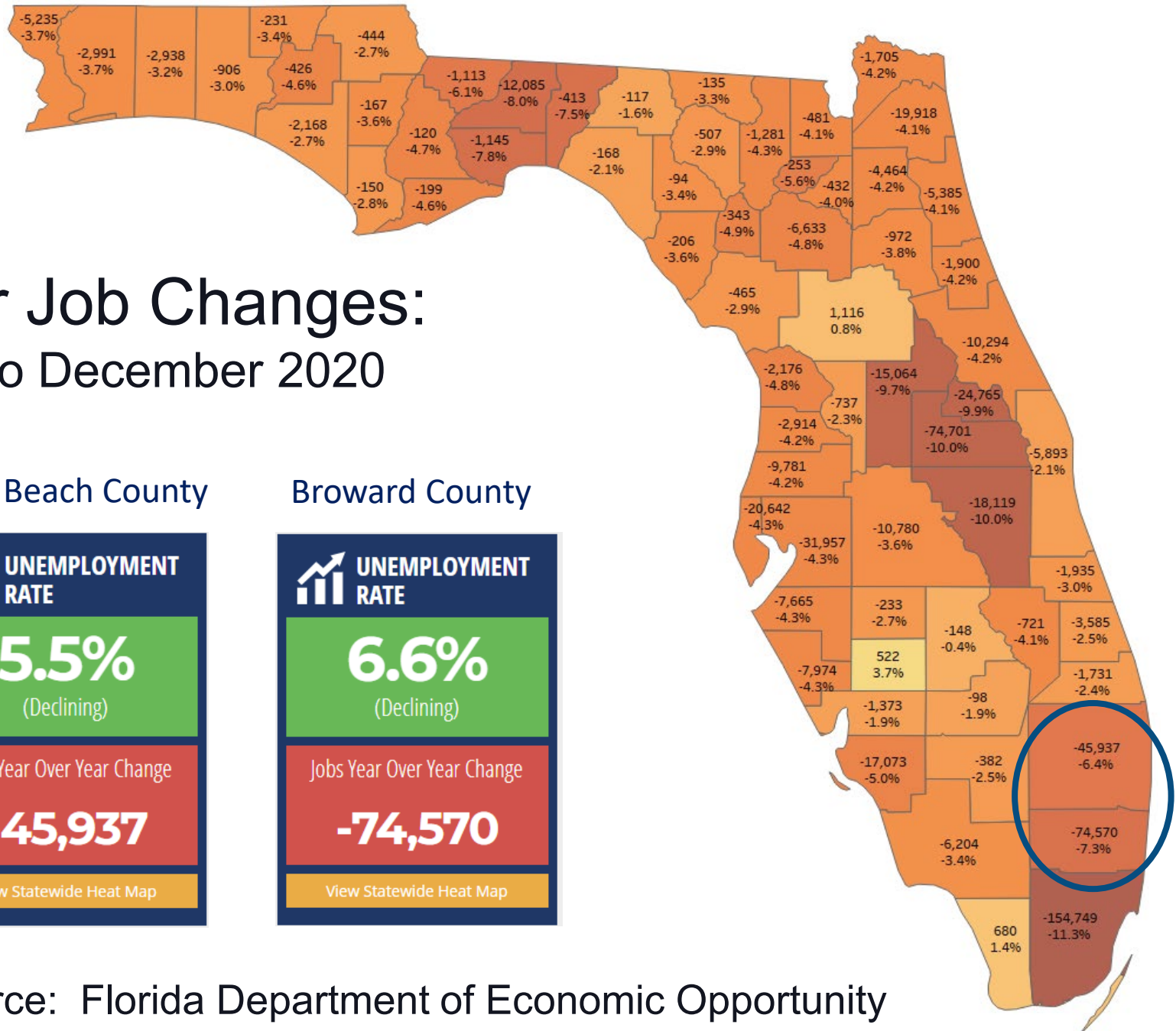
Florida: -276,000
Florida Percent: -2.6%
U.S. Percent: -2.4%



Labor Force Changes: December 2019 to December 2020


Florida: -276,000
Florida Percent: -2.6%
U.S. Percent: -2.4%





Year-over-year Job Changes: December 2019 to December 2020

Florida

**UNEMPLOYMENT RATE**


6.1%
(Declining)

Jobs Year Over Year Change

-419,200

[View Statewide Heat Map](#)

Palm Beach County

**UNEMPLOYMENT RATE**


5.5%
(Declining)

Jobs Year Over Year Change

-45,937

[View Statewide Heat Map](#)

Broward County

**UNEMPLOYMENT RATE**


6.6%
(Declining)

Jobs Year Over Year Change

-74,570

[View Statewide Heat Map](#)

Palm Beach County Under-18 Poverty



CHILDREN IN POVERTY

18.1%

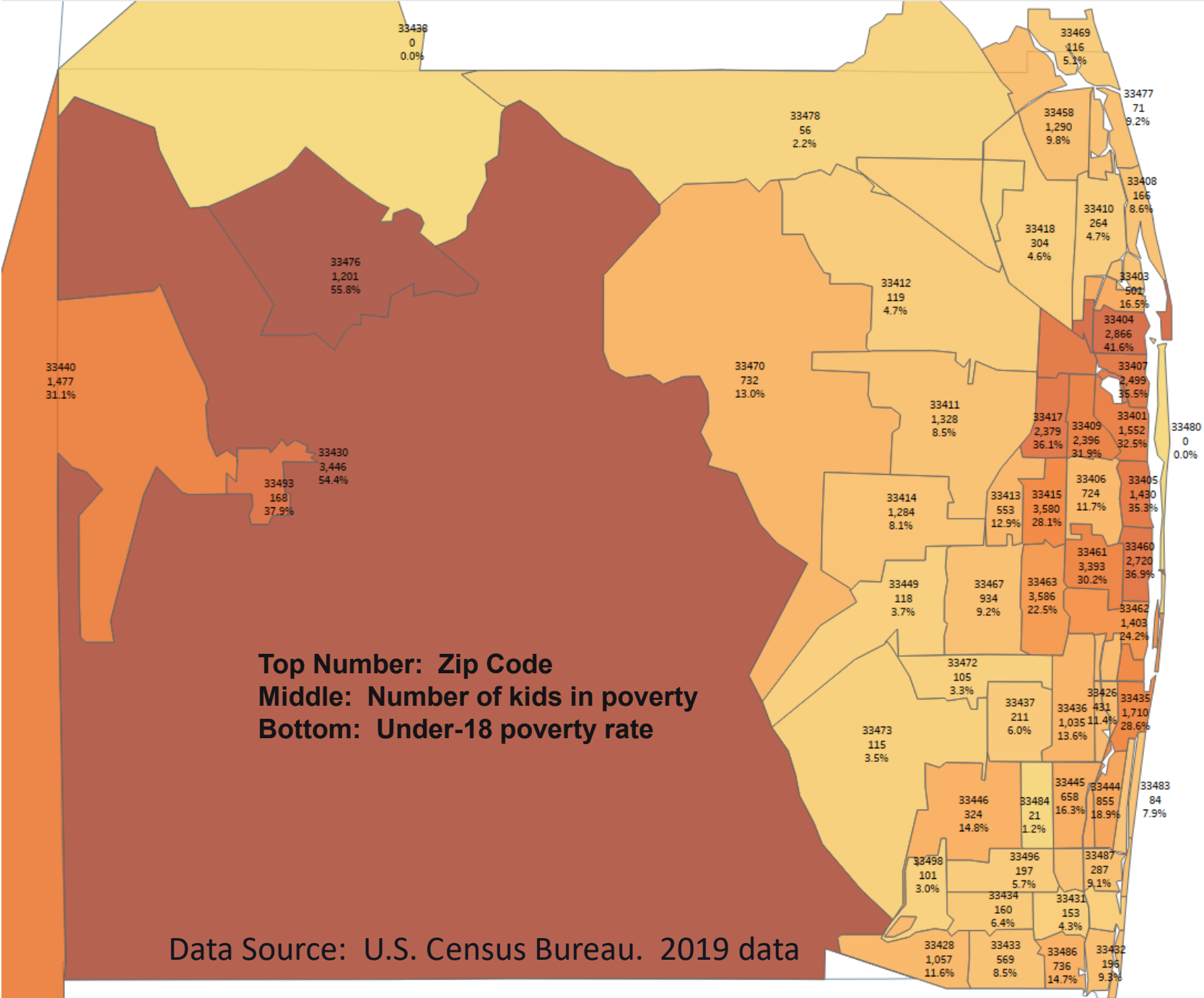
(Decreasing)

<10%

2030 Goal

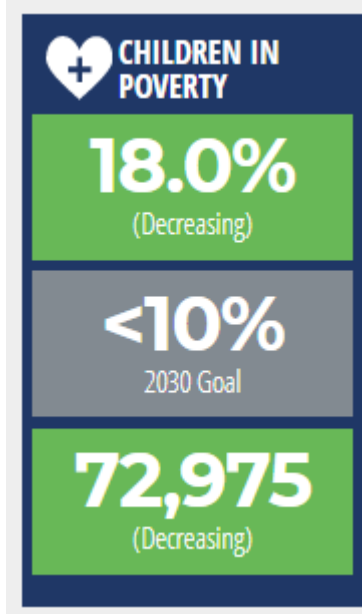
50,177

(Decreasing)

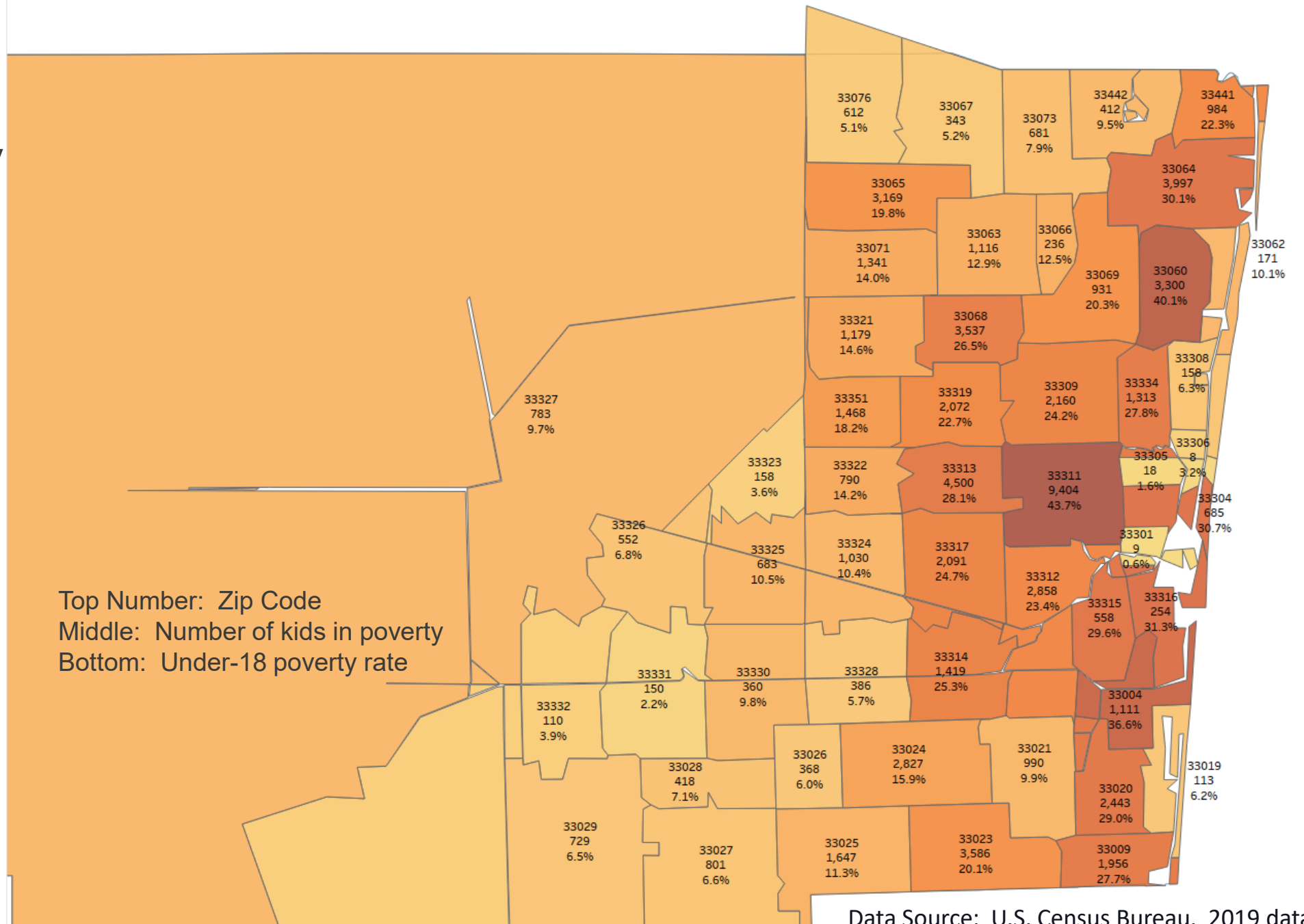


Data Source: U.S. Census Bureau. 2019 data

Broward County Under-18 Poverty

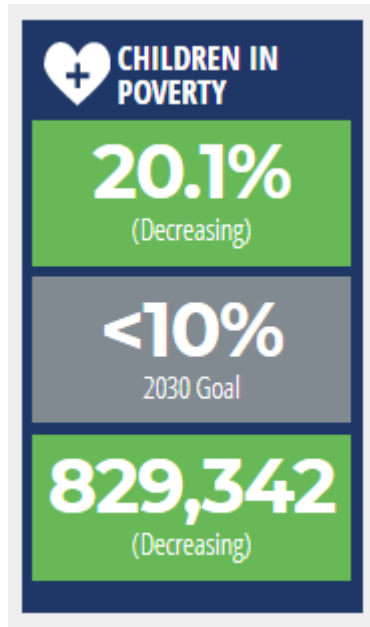


Top Number: Zip Code
Middle: Number of kids in poverty
Bottom: Under-18 poverty rate



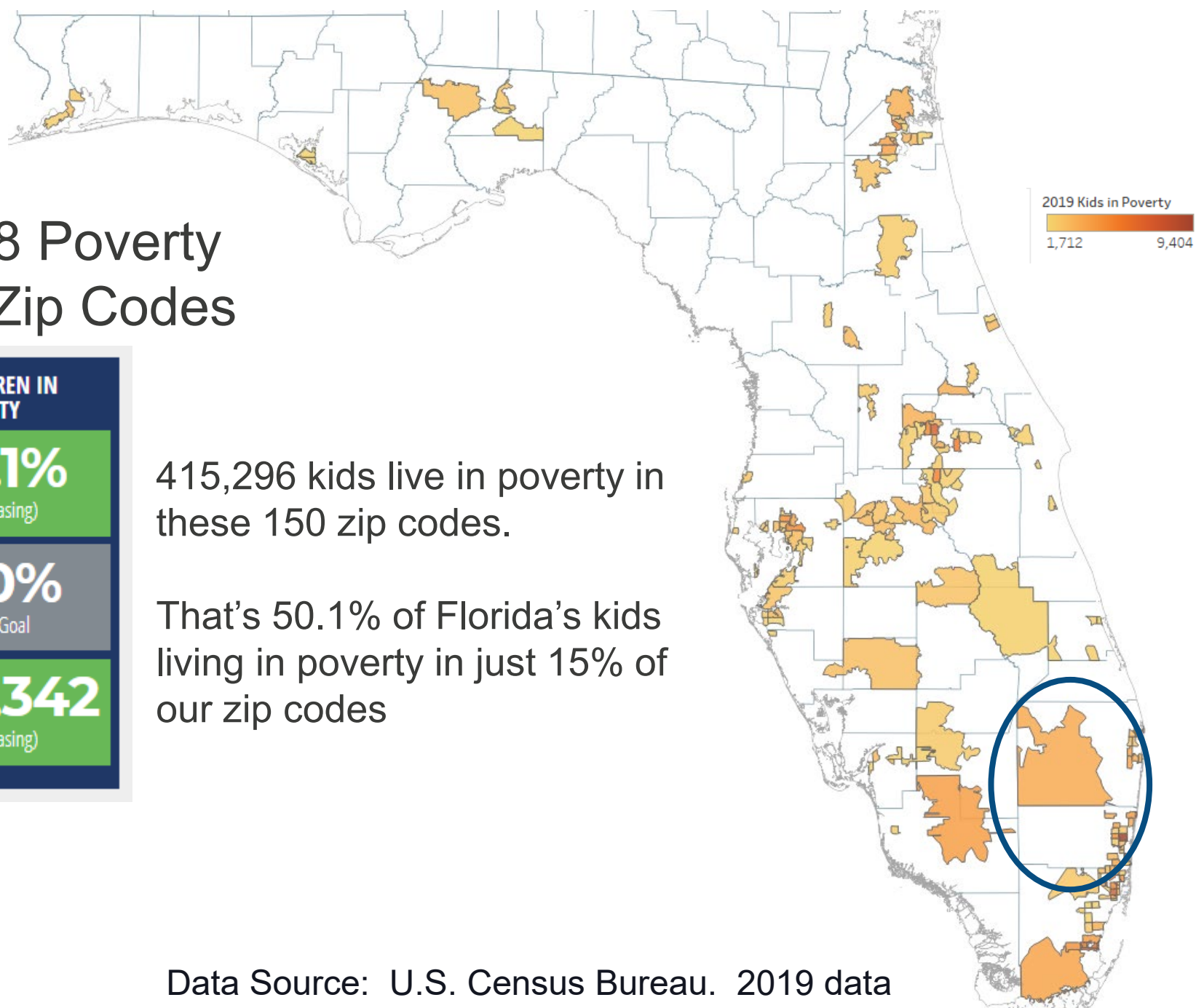
Data Source: U.S. Census Bureau. 2019 data

Under-18 Poverty Top 983 Zip Codes



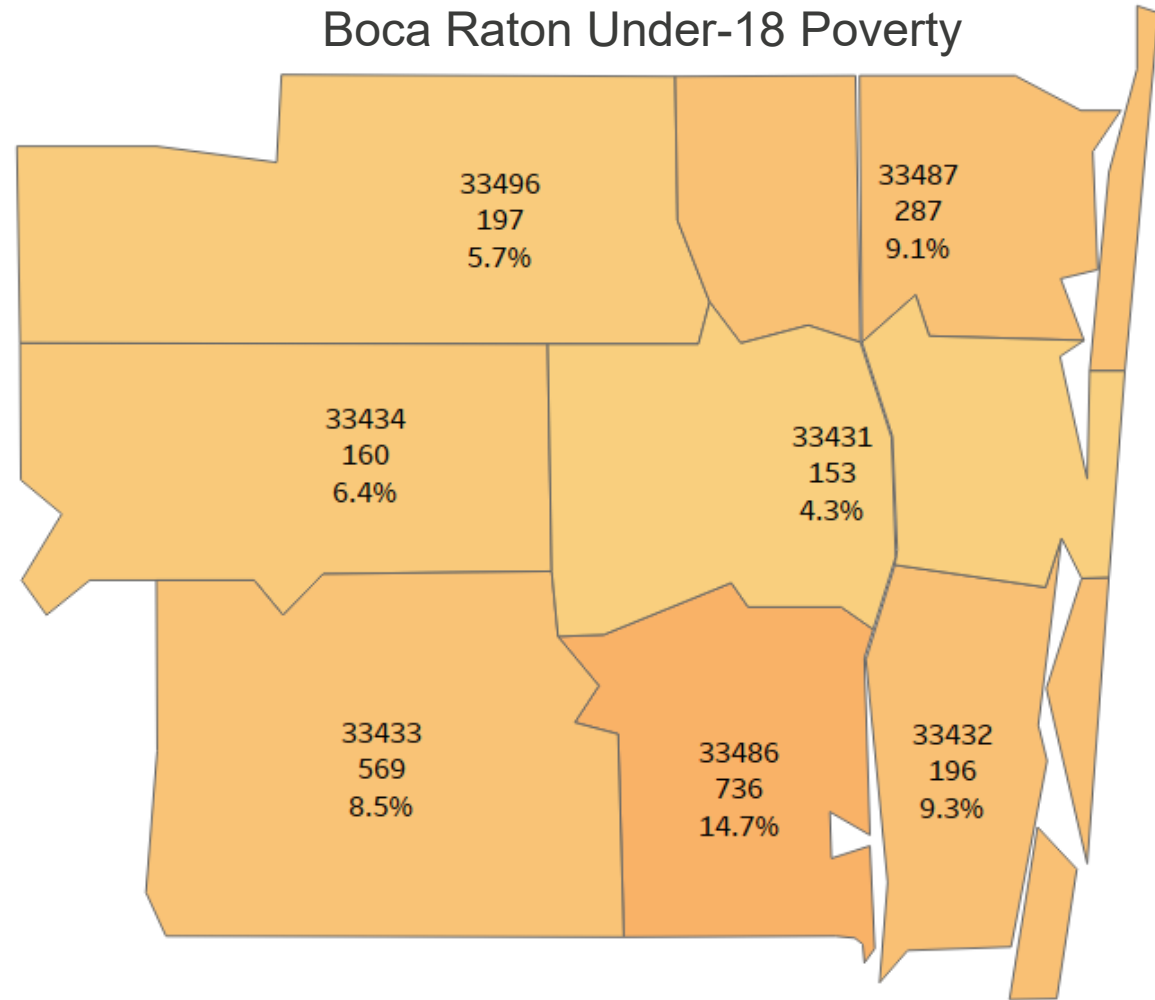
415,296 kids live in poverty in these 150 zip codes.

That's 50.1% of Florida's kids living in poverty in just 15% of our zip codes



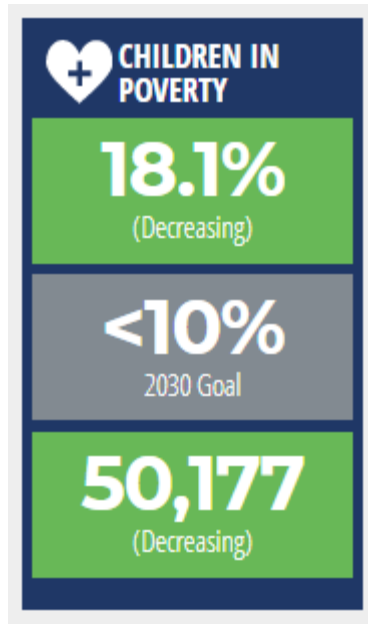
Be Part of The Solution

The Florida Prosperity Initiative is looking at private sector best practices at the zip code level. **We need 7 business leaders to adopt a zip code in Boca Raton to cut childhood poverty in half by 2030.**

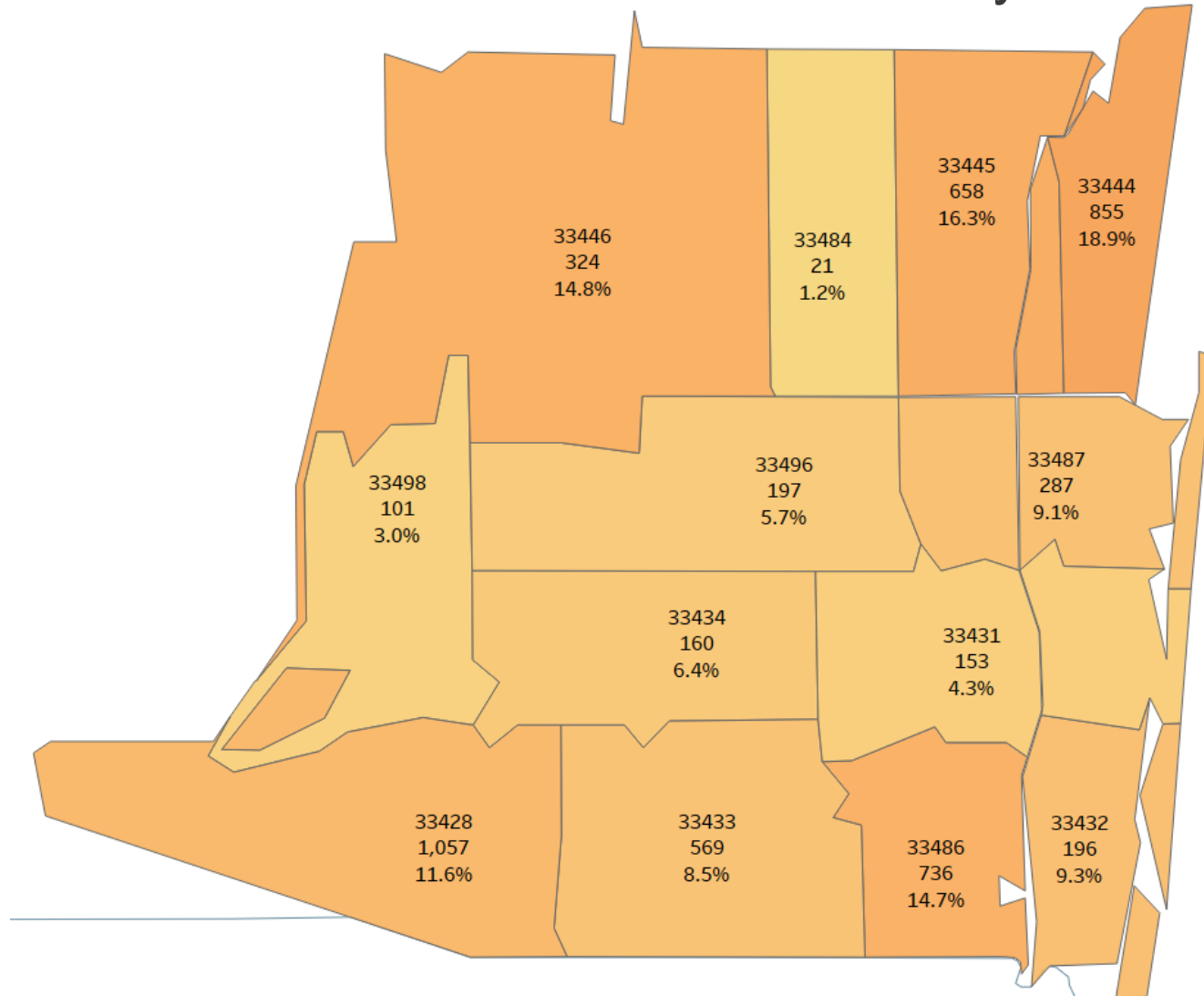


Contact **Michael Williams**, Florida Prosperity Initiative Director
mwilliams@flfoundation.org

Palm Beach County Under-18 Poverty



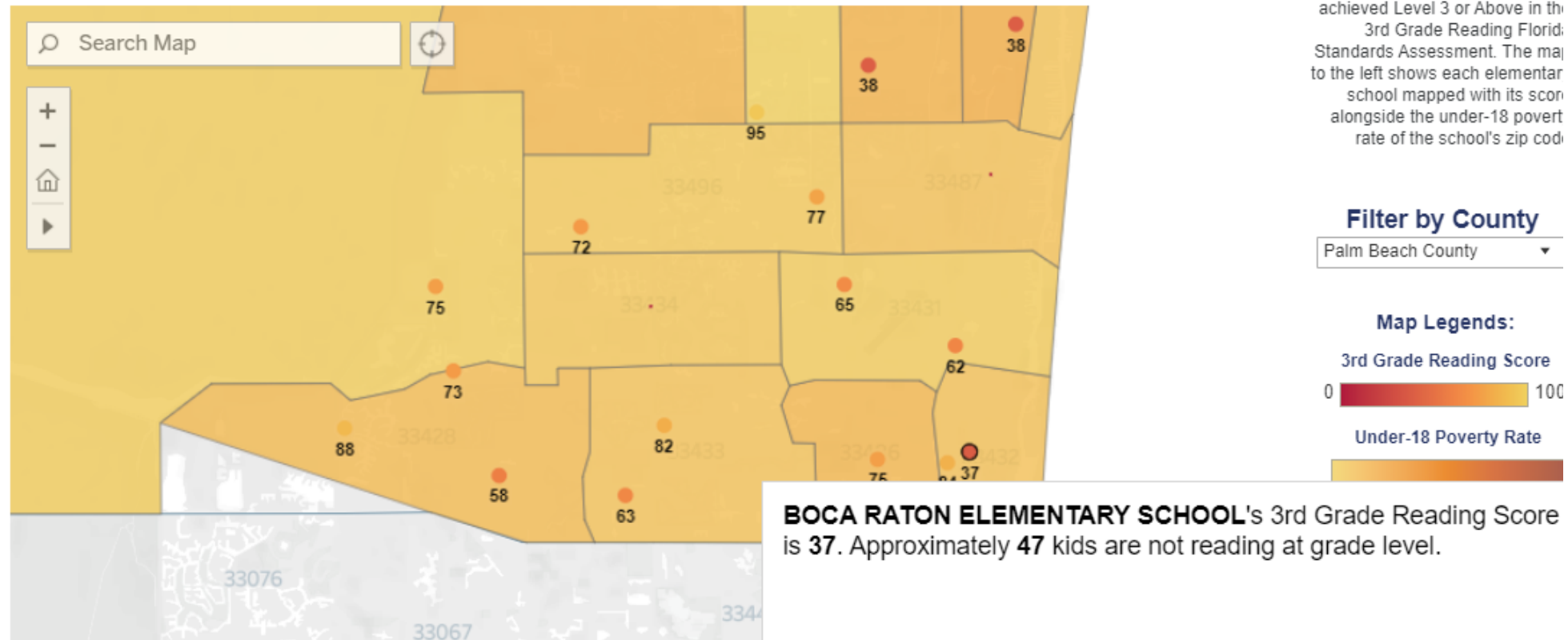
Boca Raton and Surrounding Area Under-18 Poverty





Florida Chamber Foundation Prosperity Initiative

Elementary School Reading Proficiency and Poverty Rate of Children



Local Chambers Uniting in support of COVID-19 Liability Protections

Amplify Clearwater

Anna Maria Island Chamber

Apopka Area Chamber

Boca Raton Chamber

Central Palm Beach County Chamber

Chamber of Commerce Cape Coral

Chamber of Commerce Okeechobee County

Chamber of Commerce Palm Beaches

Citrus County Chamber

Clay County Chamber

Cocoa Beach Chamber

Coral Gables Chamber

Coral Springs Coconut Creek Regional
Chamber

Dade City Chamber

Daytona Regional Chamber

Delray Beach Chamber

DeSoto Chamber

Destin Chamber

East Orlando Chamber

Englewood Chamber

Fort Lauderdale Chamber

Fort Myers Beach Chamber

Fort Myers Chamber

Fort Walton Beach Chamber

Gainesville Chamber

Gulf Coast Minority Chamber

Gulf County Chamber

Hardee County Chamber

Hernando County Chamber

Hobe Sound Chamber

Holly Hill Chamber

Indian River Chamber

Indiantown Chamber

Islamorada Chamber

Jackson County Chamber

JAX Chamber

Key Largo Chamber

Lady Lake Chamber

Lake Wales Chamber

Lakeland Chamber

Manatee Chamber

Marathon Chamber

Marco Island Chamber

Melbourne Regional Chamber

Miami Chamber

Miami Dade Chamber

Miramar Pembroke Pines Chamber

Naples Chamber

Nassau County Chamber

North Tampa Bay Chamber

Northeast Polk Chamber

Ocala Marion Chamber & Economic Partnership

Ocean Reef Chamber

Orange County Economic Partnership

Ormond Beach Chamber

Oviedo-Winter Springs Chamber

Palm Beach North Chamber

Palm City Chamber

Palm Coast - Flagler Regional Chamber

Palm Harbor Chamber

Panama City Beach Chamber

Pasco Chamber

Pensacola Chamber

Plant City Chamber

Pompano Beach Chamber

Port Orange South Daytona Chamber

Riverview Chamber

Safety Harbor Chamber

Sanibel Captiva Chamber

Sarasota Chamber

Seminole Chamber

South Dade Chamber

South Lake Chamber

South Tampa Chamber

St. Johns County Chamber

St. Lucie Chamber

Stuart Martin County Chamber

Tallahassee Chamber

Tampa Bay Beaches Chamber

Tampa Bay Chamber

Tarpon Springs Chamber

Tavares Chamber

Titusville Chamber

Uptown Chamber

Venice Area Chamber

Vero Beach Chamber

Walton Area Chamber

Washington County Chamber

West Orange Chamber

Winter Haven Chamber

Ybor City Chamber

Zephyrhills Chamber

Recruiting Better Candidates (> 4,500 Electable Positions By 2026)



Florida Institute
for Political Leadership

"TOMORROW'S LEADERS START HERE"

An initiative by **FLORIDA CHAMBER**
of Commerce

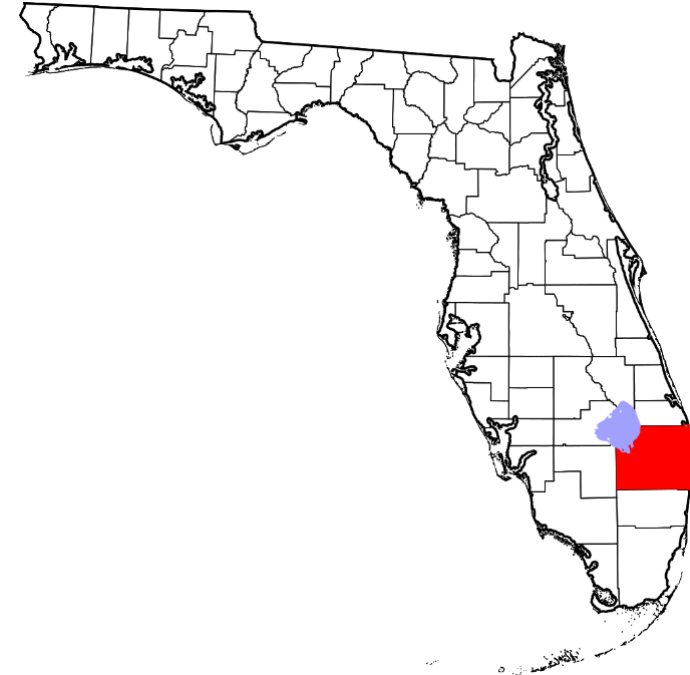
Palm Beach County has 20+ local elections in 2021-2022

2021 Local Races:

- 2 Boca Raton City Council Seats
- 3 Delray City Commission Seats
- 2 Riviera City Council Seats

2022 Local Races:

- 3 County Commission Seats
- 4 School Board Seats
- 3 Boynton City Commission Seats
- 4 Riviera City Council Seats
- 2 Palm Beach Gardens Council Seats
- 3 Jupiter Council Seats



To learn about running for office or to host a local candidate school

– Contact Andrew Wiggins | awiggins@flchamber.com

www.FIPL.org

Recruiting Better Candidates (> 4,500 Electable Positions By 2026)



Florida Institute
for Political Leadership

"TOMORROW'S LEADERS START HERE"

An initiative by **FLORIDA**
CHAMBER
of Commerce

Broward County has 65+ local elections in 2021-2022

2021 Local Races:

- 3 Deerfield Beach Commission Seats
- 3 Coconut Creek Commission Seats

2022 Local Races:

- 4 County Commission Seats
- 5 School Board Seats
- 60 City Seats
 - Davie, Hallandale Beach, Lighthouse Point, North Lauderdale, Parkland, Sunrise, Weston, Lauderdale Lakes, Coral Springs, Wilton Manors, Lauderdale-by-the-Sea, Tamarac, Cooper City, Dania Beach, Ft. Lauderdale, Hollywood, Oakland Park, Pembroke Pines, Plantation



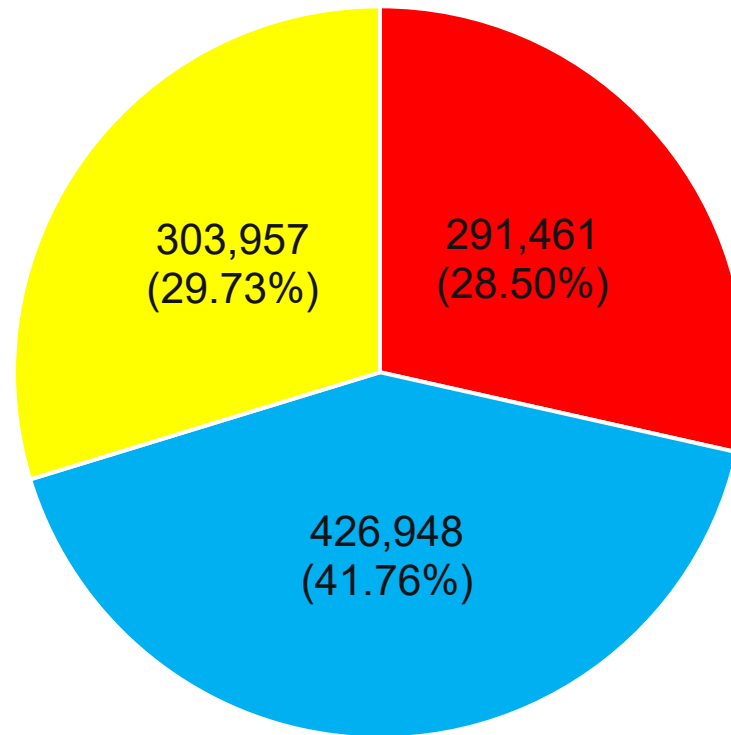
To learn about running for office or to host a local candidate school

– Contact Andrew Wiggins | awiggins@flchamber.com

www.FIPL.org

Voter Registration – ChamberHub

Palm Beach County Registered Voters – as of January 25th, 2021



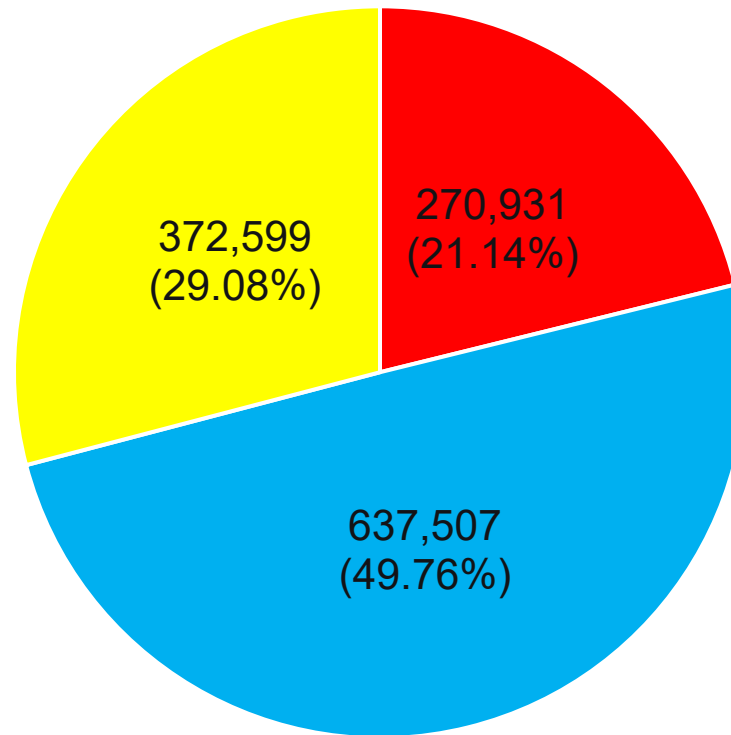
■ Republican ■ Democratic ■ NPA/Other

Total: **1,022,366**

Democrats +135,487

Voter Registration – ChamberHub

Broward County Registered Voters – as of February 3rd, 2021



■ Republican ■ Democratic ■ NPA/Other

Total: **1,281,037**

Democrats +366,576

Palm Beach County – Recent Election Results



2020 President

Biden (D) 56.1%

Trump (R) 43.3%

Others 0.6%

2016 President

Clinton (D) 56.2%

Trump (R) 40.9%

Others 2.9%

2016 US Senate

Murphy (D) 53.7%

Rubio (R) 44.1%

Others 2.2%

2018 Governor

Gillum (D) 58.2%

DeSantis (R) 41.1%

Others 0.7%

2018 US Senate

Nelson (D) 58.4%


Scott (R) 41.6%

Broward County – Recent Election Results

2020 President

Biden (D) 64.48%

Trump (R) 34.74%



2016 President

Clinton (D) 66.08%

Trump (R) 31.16%

2016 US Senate

Murphy (D) 63.77%

Rubio (R) 33.99%

2018 Governor

Gillum (D) 67.95%

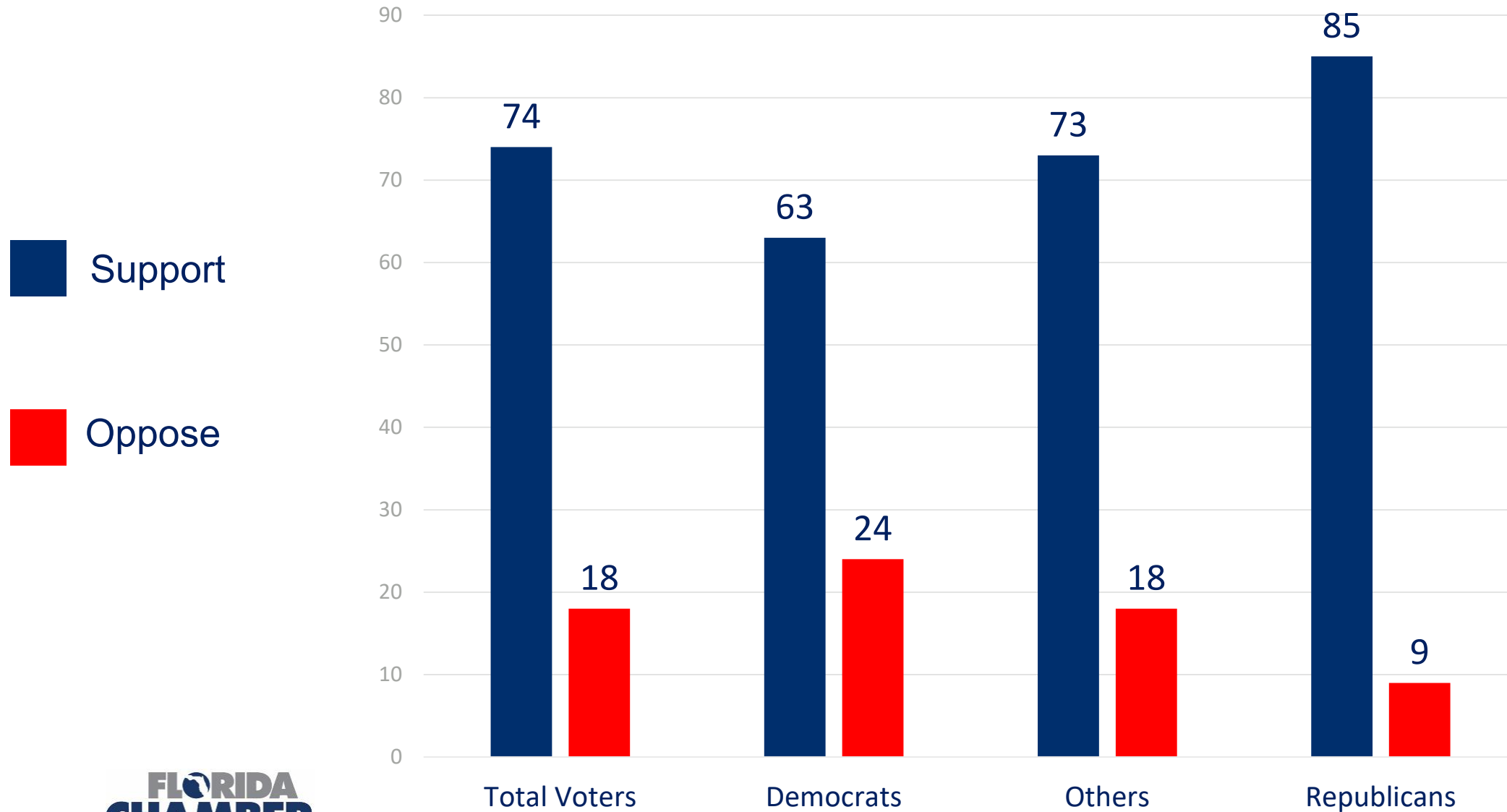
DeSantis (R) 31.29%

2018 US Senate

Nelson (D) 68.92%

Scott (R) 30.86%

COVID-19 Liability Protection



Legal Reform

SEARCHY LAW.COM

SEARCHY DENNEY SCAROLA BARNHART & SHIPLEY

 Car Accidents  Truck

Coronavirus Lawsuit F

What Kind of Florida Businesses Can Be Held Liable for Exposing You to Coronavirus?

Short answer? All kinds. Potentially.

MORGAN & MORGAN

Free Coronavirus Lawsuits Case Review

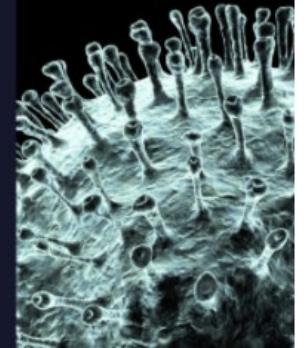
Share your experience and we will call you



FLORIDA
CHAMBER
of Commerce

 MIDDLE & BRANTLEY

Many governments and companies face lawsuits alleging negligence during the coronavirus public health crisis.



RECEIVE A FREE CORONAVIRUS LAWSUIT REVIEW

At Sanders Phillips Grossman, justice never rests. While we're taking precautions to keep our employees and clients healthy, we continue to provide services efficiently and without interruption. [Our attorneys](#) are available to answer any questions or concerns you have about coronavirus litigation or other legal matters. For a free case review, call **1-888-729-7060** or [contact us](#).

CORONAVIRUS LAWSUITS

Coronavirus Lawsuits

★★★★★ 1,256 reviews

COVID-19 INCREASING IN FLORIDA PERSONAL INJURY LAWSUITS, DO YOU HAVE CASE?

COVID-19 Liability Protections



HB 7: Sponsored by
Rep. Lawrence McClure



SB 72: Sponsored by
Sen. Jeff Brandes

HB 7 Committee References:

Civil Justice & Property Rights Subcommittee (Passed 1/13/21 – 11Y, 6N)
Pandemics & Public Emergencies Committee
Judiciary Committee

SB 72 Committee References:

Judiciary (Passed 1/25/21 – 7Y, 4N)
Commerce & Tourism
Rules

HB 7 and SB 72 (Identical)

What the Bill Does:

- Protect business entities, educational institutions, governmental entities, and religious institutions and its persons
- Heighten the standard
- Support a good faith effort
- Apply retroactively
- Implement a 1 year statute of limitations

What the Bill Does Not:

- Include health care providers or facilities
- Offer blanket immunity to bad actors
- Provide protections past the conclusion of the pandemic
- Deny injured parties the ability to have their day in court

Help Us Build America's Best Workforce

Florida Chamber Foundation 2021 Workforce Survey

*We Need Your Help to Understand
Workforce and Training Needs*

www.flchamber.com/WorkforceSurvey

- Economy \$1 Trillion GDP (17th)
- 21.8 Million Residents
 - 3rd / 26M By 2030 / More Than 900/Day
- 127 Million Visitors In 2018 (+50M by 2030)
- FL outpacing national and creating jobs
- FL's Talent Gap: 284,300 People Looking for Jobs / 323,000 People Looking for Jobs.



Download this presentation at:
www.FLChamber.com/BocaChamber
mwilson@flchamber.com