




# Florida's Future Economy

The Florida 2030 Blueprint: Securing Florida's Future

A man in a suit, Mark Wilson, is speaking at a podium. Behind him is a large presentation screen displaying various economic and demographic statistics for Florida. The screen is titled "THE FLORIDA ECONOMIC OUTLOOK" and "State of Florida Metrics". It features several data points in colored boxes: 4.7% (blue), 88.2 (red), \$89.1 (green), 6,255 (red), 259,800 (green), 106.0 (green), and 24,083 (red).

“Florida is changing. Our economics, our demographics and our politics are all changing and these changes are both opportunities and challenges.”

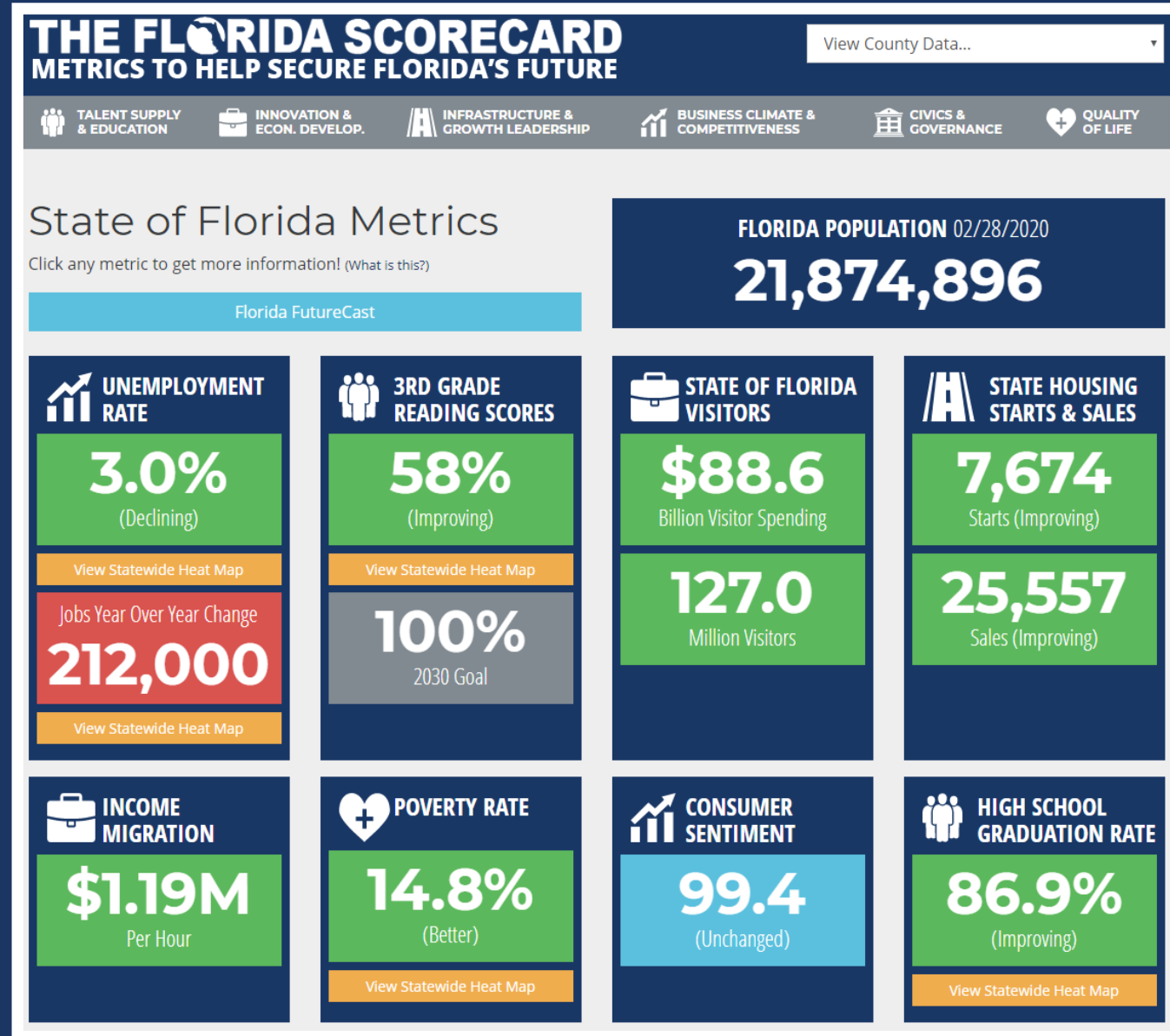
– Mark Wilson

Download this presentation at  
**[www.FloridaChamber.com/LFExecutive](http://www.FloridaChamber.com/LFExecutive)**

# Florida's Economy At A Glance

- Florida's Economy \$1.1 Trillion GDP (17<sup>th</sup>)
- 21.8 Million Residents
  - 3<sup>rd</sup> / 26M By 2030 / More Than 900/Day
- 127 Million Visitors In 2018 (+50M by 2030)
- FL outpacing national average in creating jobs
  - 1.5M jobs needed by 2030
- **FL's Talent Gap:** 284,300 Jobs Looking for People / 311,000 People Looking for Jobs.

[www.TheFloridaScorecard.org](http://www.TheFloridaScorecard.org)



# Job Creation 2015–2019

U.S. Growth Rate: **6.8%**  
FL Growth Rate: **11.4%**

Florida added **796,967** jobs during this period

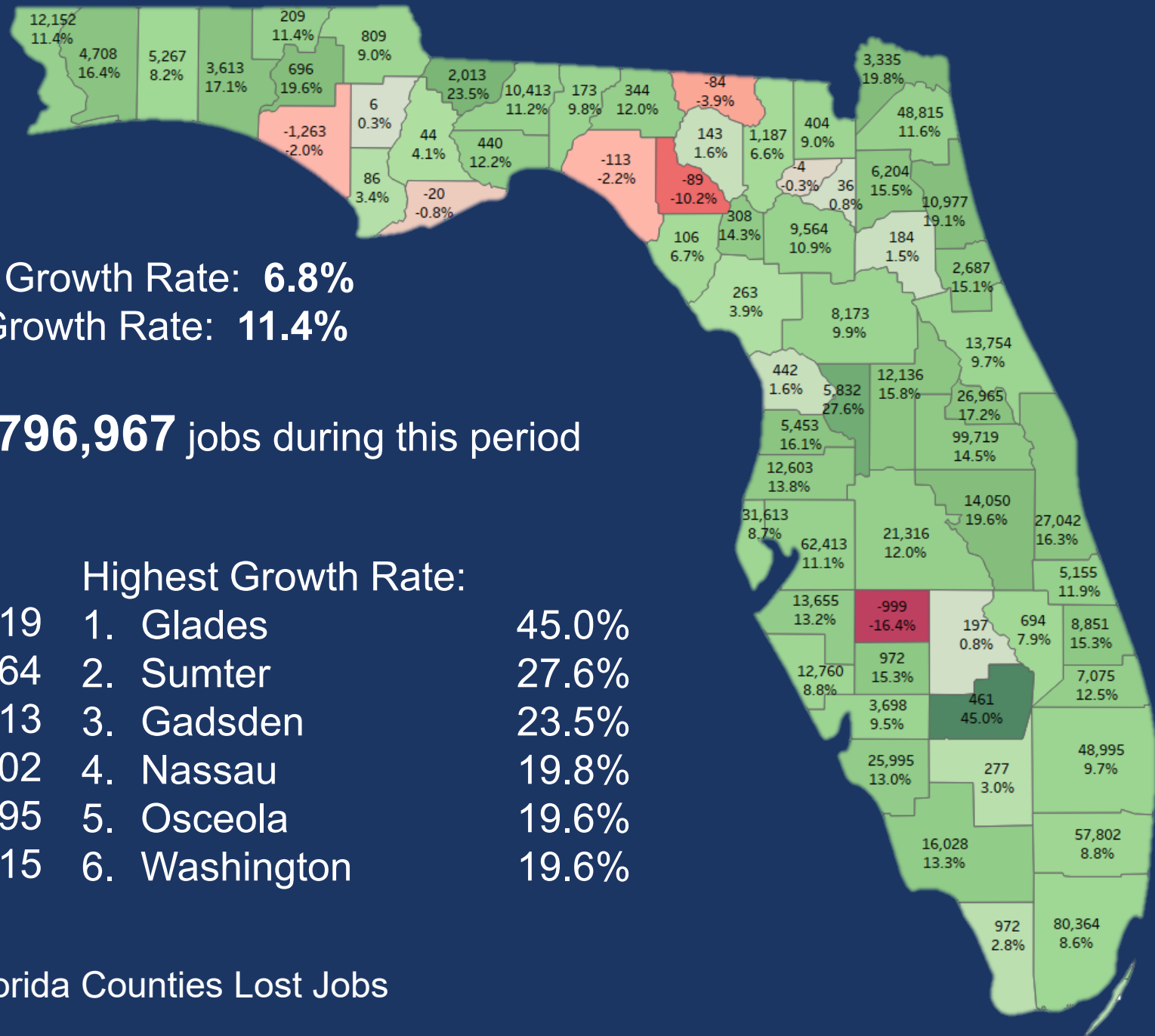
## Highest Job Growth:

1. Orange	99,719
2. Miami-Dade	80,364
3. Hillsborough	62,413
4. Broward	57,802
5. Palm Beach	48,995
6. Duval	48,815

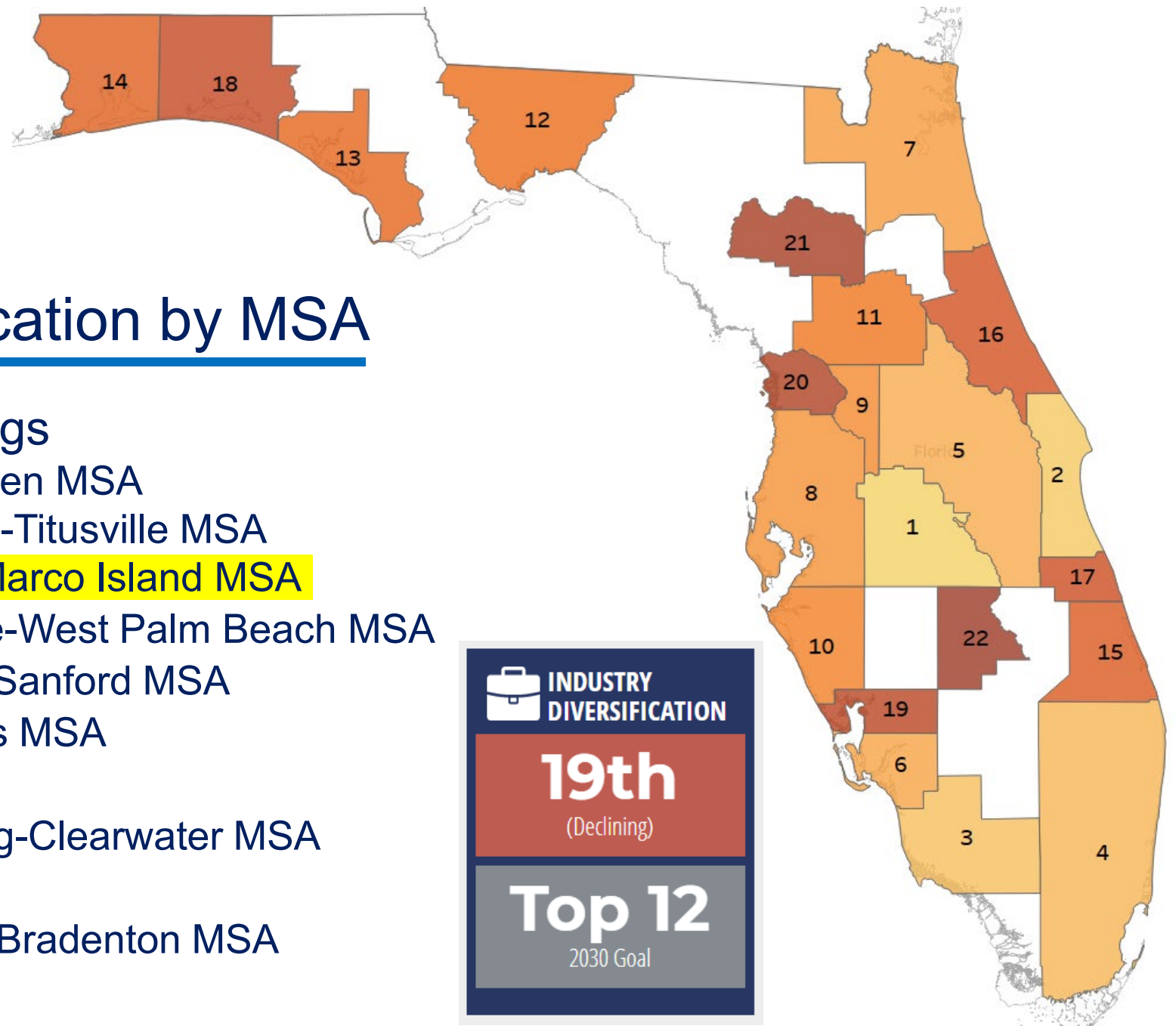
## Highest Growth Rate:

1. Glades	45.0%
2. Sumter	27.6%
3. Gadsden	23.5%
4. Nassau	19.8%
5. Osceola	19.6%
6. Washington	19.6%

7 Florida Counties Lost Jobs







## Industry Diversification by MSA

### Diversification Rankings

- #1 Lakeland-Winter Haven MSA
- #2 Palm Bay-Melbourne-Titusville MSA
- #3 **Naples-Immokalee-Marco Island MSA**
- #4 Miami-Ft. Lauderdale-West Palm Beach MSA
- #5 Orlando-Kissimmee-Sanford MSA
- #6 Cape Coral-Ft. Myers MSA
- #7 Jacksonville MSA
- #8 Tampa-St. Petersburg-Clearwater MSA
- #9 The Villages MSA
- #10 North Port-Sarasota-Bradenton MSA

# Florida's Next 4.5 Million People

## Top 10 Growth in People

1. Miami-Dade	639,060
2. Orange	451,990
3. Hillsborough	412,926
4. Broward	329,843
5. Palm Beach	279,976
6. Duval	225,250
7. Lee	212,763
8. Osceola	178,394
9. Polk	171,439
10. Pasco	129,769

## Top 10 Growth in Percent

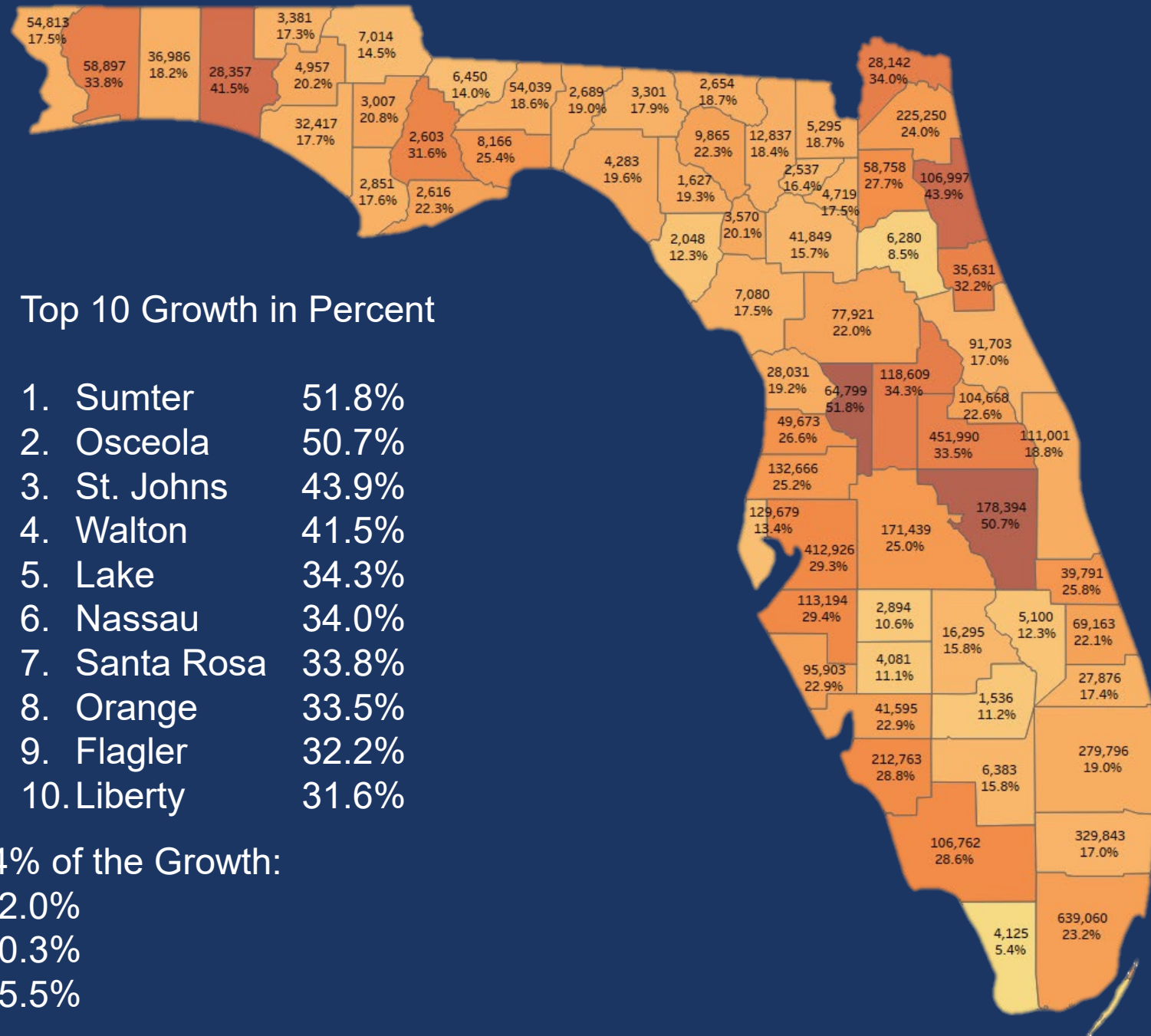
1. Sumter	51.8%
2. Osceola	50.7%
3. St. Johns	43.9%
4. Walton	41.5%
5. Lake	34.3%
6. Nassau	34.0%
7. Santa Rosa	33.8%
8. Orange	33.5%
9. Flagler	32.2%
10. Liberty	31.6%

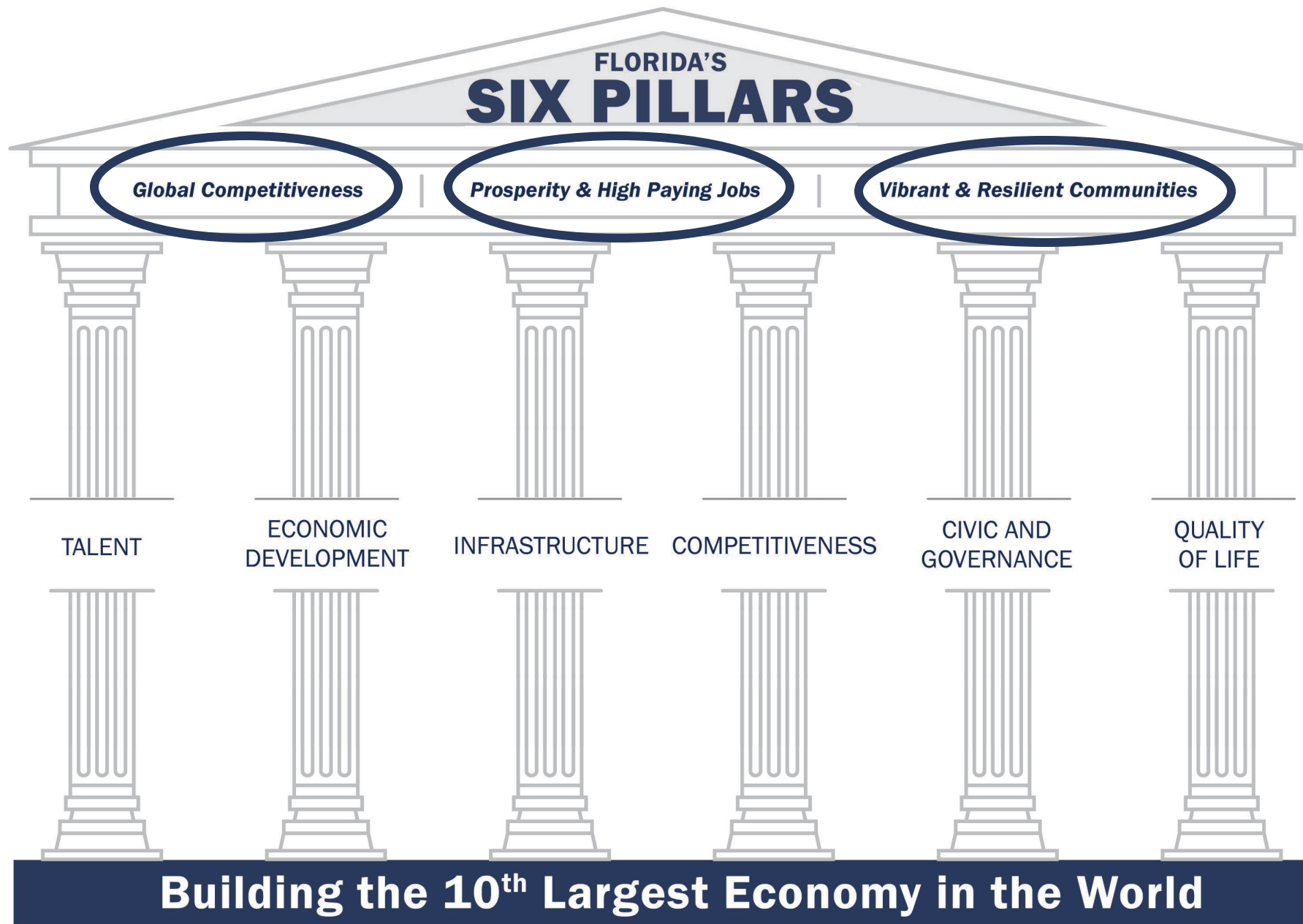
The top 3 Counties get 33.4% of the Growth:

Top 6: 52.0%

Top 11: 70.3%

Top 13: 75.5%







### EDUCATIONAL ATTAINMENT

49.3%

Current

60%

2030 Goal

## Improving Florida's talent pipeline for a better workforce

>**80%** of Florida's workforce has  
essential **employability skills**

>**60%** of Floridians 25-64 have  
a high-value **postsecondary  
certificate, degree, or  
training experience**

**95%** of entering **high school  
students graduate within 4 years**

**100%** of Florida **8th graders**  
read & perform math at or above  
grade level

**100%** of Florida **3rd graders**  
read at or above grade level

**100%** of children are  
**ready for kindergarten**



### HIGH SCHOOL GRADUATION RATE

86.9%

(Getting Higher)

95%

2030 Goal



### 3RD GRADE READING SCORES

58%

(Improving)

[View Statewide Heat Map](#)

100%

2030 Goal



### KINDERGARTEN READINESS

53%

(Unchanged)

100%

2030 Goal



### 8TH GRADE MATH SCORES

46%

Math (Improving)

100%

2030 Goal



### 8TH GRADE READING SCORES

56%

Reading (Declining)

100%

2030 Goal



# Can Florida's 3<sup>rd</sup> Graders Read?

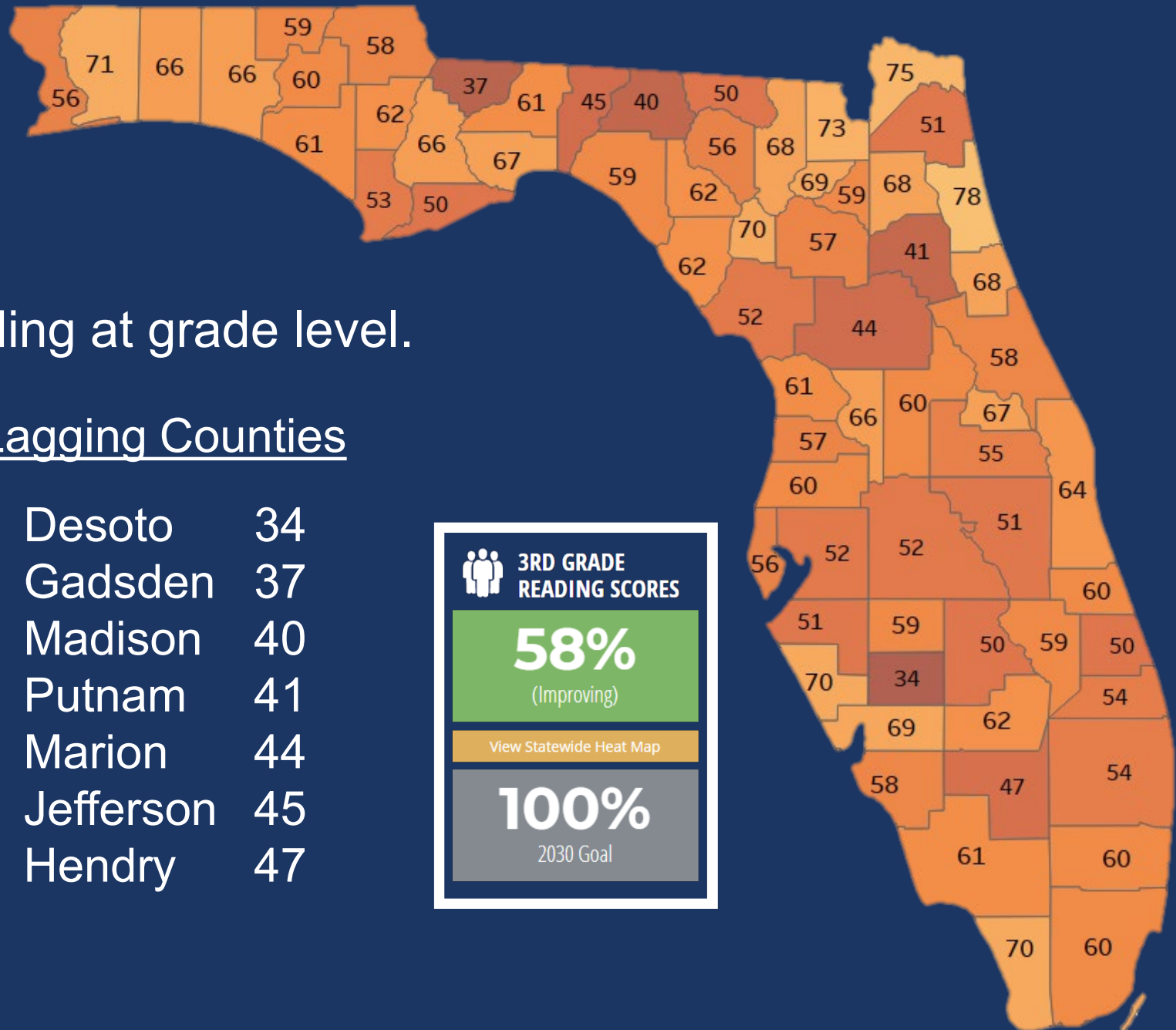
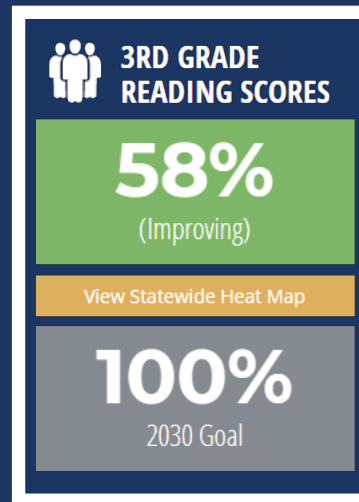
**91,066** 3<sup>rd</sup> graders not reading at grade level.

## Leading Counties

1. St. Johns	78
2. Nassau	75
3. Baker	73
4. Santa Rosa	71
5. Sarasota	70
6. Monroe	70
7. Gilchrist	70

## Lagging Counties

1. Desoto	34
2. Gadsden	37
3. Madison	40
4. Putnam	41
5. Marion	44
6. Jefferson	45
7. Hendry	47





#### STATE GDP RANKING

#4

(First Data)

#1

2030 Goal



#### OVERSEAS VISITORS

2nd

(Unchanged)

#1

2030 Goal

### *Creating good jobs by diversifying Florida's economy*

**Top** state for **gross domestic product** and **top quartile** most diversified state economy

**#1** state for **overseas visitors**

**Goods** exports **double** and **services** exports **triple**

**Top 5** state for **manufacturing jobs**

**Top 3** state for **technology jobs**

**#1** state for **business startups**

**Top 3** state for **venture capital investments**

**Top 3** state for **research and development funding** and **patents issued**

**Rural county** share of Florida gross domestic product **doubles**



#### TECHNOLOGY JOBS

4th

(First Data)

Top 3

2030 Goal



#### MANUFACTURING JOBS

371,527

(Increasing)

[View Statewide Heat Map](#)

12th

(Unchanged)

Top 5

2030 Goal



#### IMPORTS & EXPORTS

\$56.0

Billion Exports (Declining)

\$81.7

Billion Imports (Increasing)



#### VENTURE CAPITAL INVESTMENTS

10th

(First Data)

Top 3

2030 Goal



#### GDP FOR RURAL COUNTIES

2.47%

(Decreasing)

4.94%

2030 Goal

# S.T.E.M. Matters



## GEAR Racing

Girls  
Empowered  
Around  
Racing



## HIGH SPEED COMMUNICATIONS

**97.0%**  
(First Data)

[View Statewide Heat Map](#)

**100%**  
2030 Goal

## Preparing Florida's infrastructure for smart growth and development

**Diverse, attainable housing**  
to meet future demand

Every resident has access to **public  
and private mobility services**

**All major population and economic  
centers connected** to regional,  
national, and global markets by  
**high-capacity corridors**

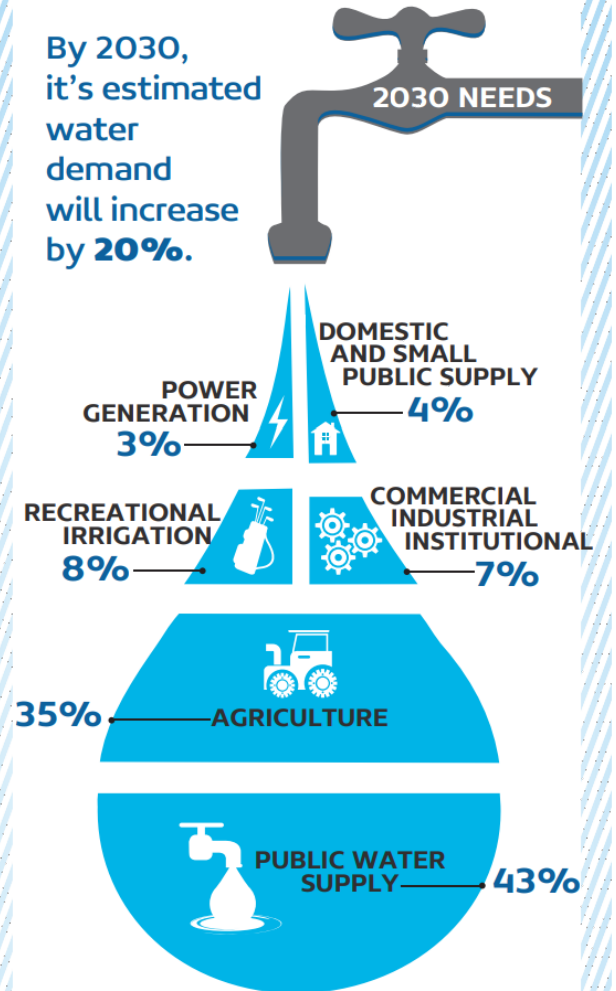
World's **most capable spaceport; top-  
tier airports, seaports, and surface  
transportation hubs** in U.S.

**100%** of Florida residents have  
access to **high-speed  
communications connectivity**

**Diverse and reliable energy, water,  
and waste management resources** to  
meet future demand

**All Florida residents** protected  
by **resiliency plans**

By 2030,  
it's estimated  
water  
demand  
will increase  
by **20%**.







## STATE LEGAL CLIMATE RANKING

# 46th

(Unchanged)

# Top 12

2030 Goal



## BUSINESS TAX CLIMATE

# 4th

# #1

2030 Goal

## *Building the perfect climate for business*

Actuarially sound **property insurance** rates based on **actual risk and competition**

**#1 business tax climate** in the nation

**Regulatory, labor, and operating risk environments** rated among **top 5** in the nation

**Environmental permitting and local land use** processes rated among **top quartile in the nation**

**Occupational licensing laws** rated among **top 5 in the nation**

**Legal climate** improves to **top quartile in the nation**



## CONSUMER SENTIMENT

# 99.4

(Unchanged)



## PROBABILITY OF FL RECESSION

# 24.1%

(Increasing)



## VOTER PARTICIPATION

**62%**

(Declining)



## UNDERFUNDED STATE PENSION

**\$1120.0**

Million (Increasing)

## *Making government and civics more efficient and effective*

**100%** of **state agencies** aligned with Florida 2030 goals

**100%** of **regional economic development plans** aligned with Florida 2030 goals

**100%** of Florida residents covered by **regional visioning processes**

**Increased** size and impact of **nonprofit and philanthropic sectors**

**Doubling** the rate of Floridians who **volunteer and participate in civic and public service**, moving us from the bottom to the **top quartile**



## VOLUNTEERISM

**22.8%**

of Floridians Volunteer

**50th**

Florida's Rank

**Top 12**

2030 Goal



## CHILDREN IN POVERTY

**21.3%**

(Decreasing)

**<10%**

2030 Goal

**870,505**

(Decreasing)



## CRIME RATE RANKING

**#28**

(Decreasing)

**Lowest**

**10**

2030 Goal

## Championing Florida's quality of life

**Top 5** state for **overall well being**

Florida's brand and reputation as **best place to live, work, raise a family, visit, learn, play, relocate, and compete** remains **top in the nation**

**<10%** of Florida children **live in poverty** and

**100%** have a **pathway out**

**< 10%** of Florida residents live in **housing-cost burdened households**

**Crime rates** rank among the **lowest 10 states**

Florida **protects and enhances** the value of its **arts, culture, heritage, and sense of place**



## WELL-BEING RANKING

**20th**

(Increasing)

**Top 5**

2030 Goal



## HOUSING COST BURDENED

**52.9%**

30% (Decreasing)

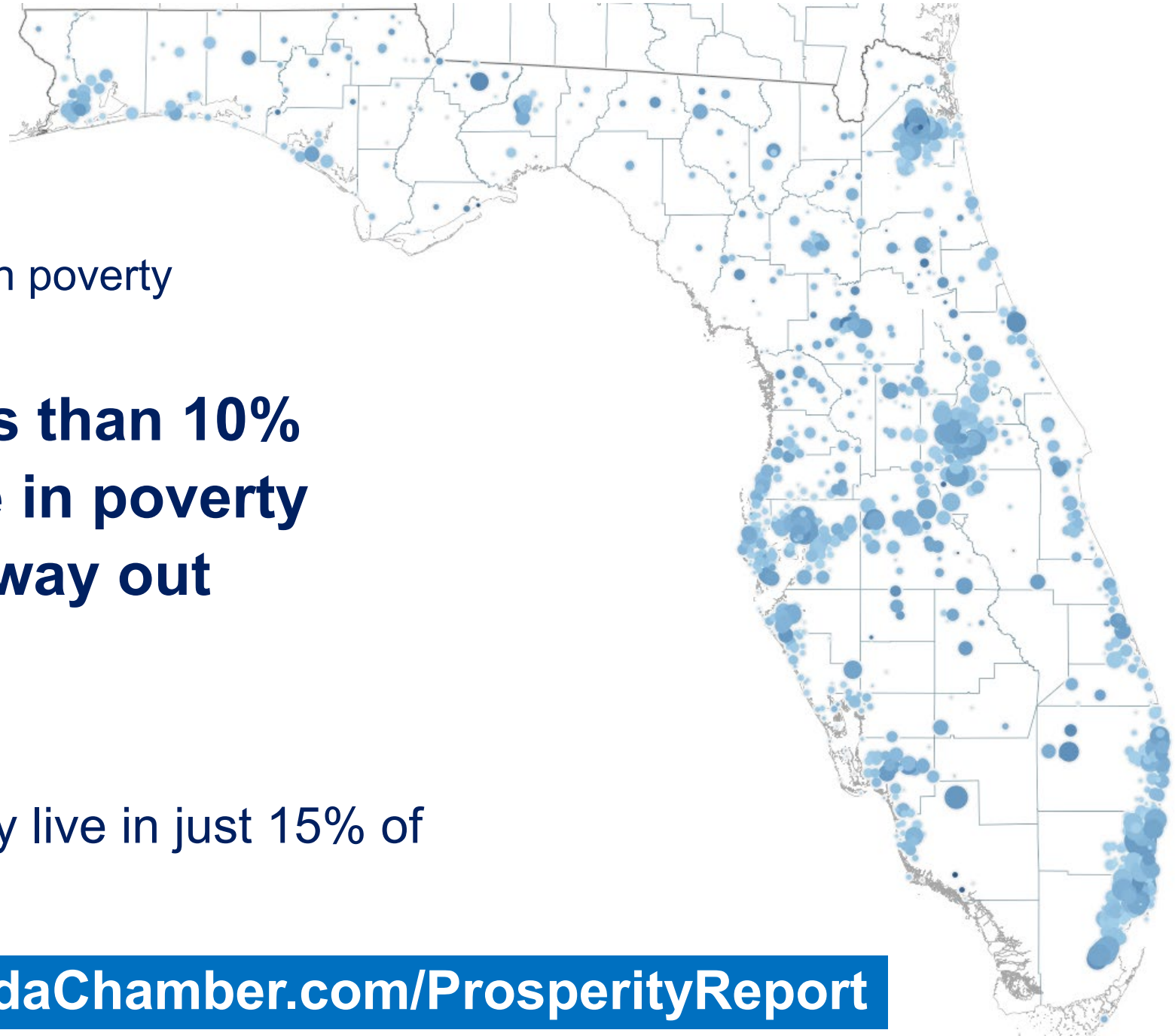
**<10%**

2030 Goal

**27.1%**

50% (Decreasing)

## Ending Generational Poverty



**870,505** kids under-18 living in poverty

**Florida 2030 Goal: Less than 10%  
of Florida children live in poverty  
and 100% have a pathway out**

- Florida has 983 zip codes
- Half of all children in poverty live in just 15% of Florida's zip codes (150)

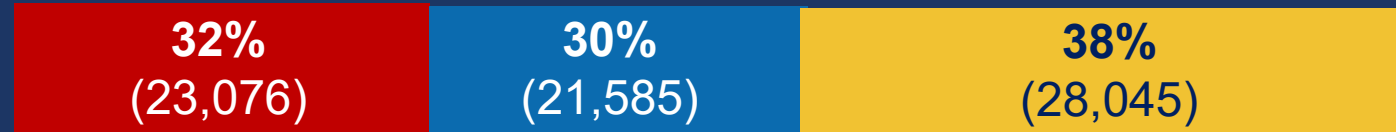


# Florida's Politics Are Changing... FAST!

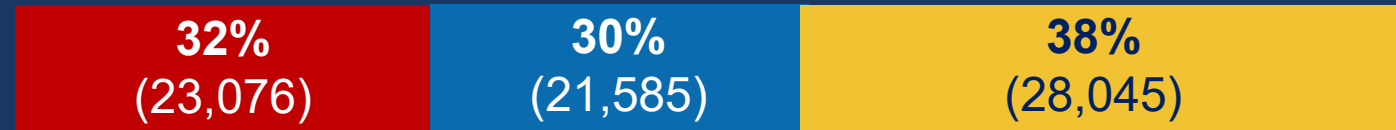
Total State: 13,630,549



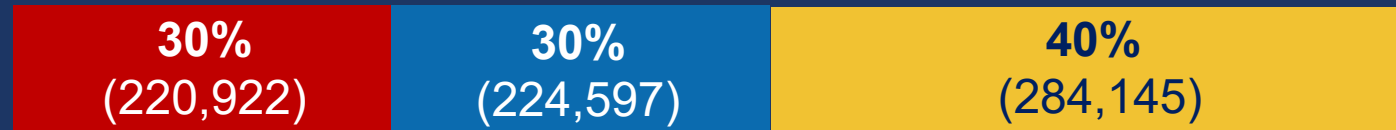
This Month: 72,706



Year To Date: 72,706



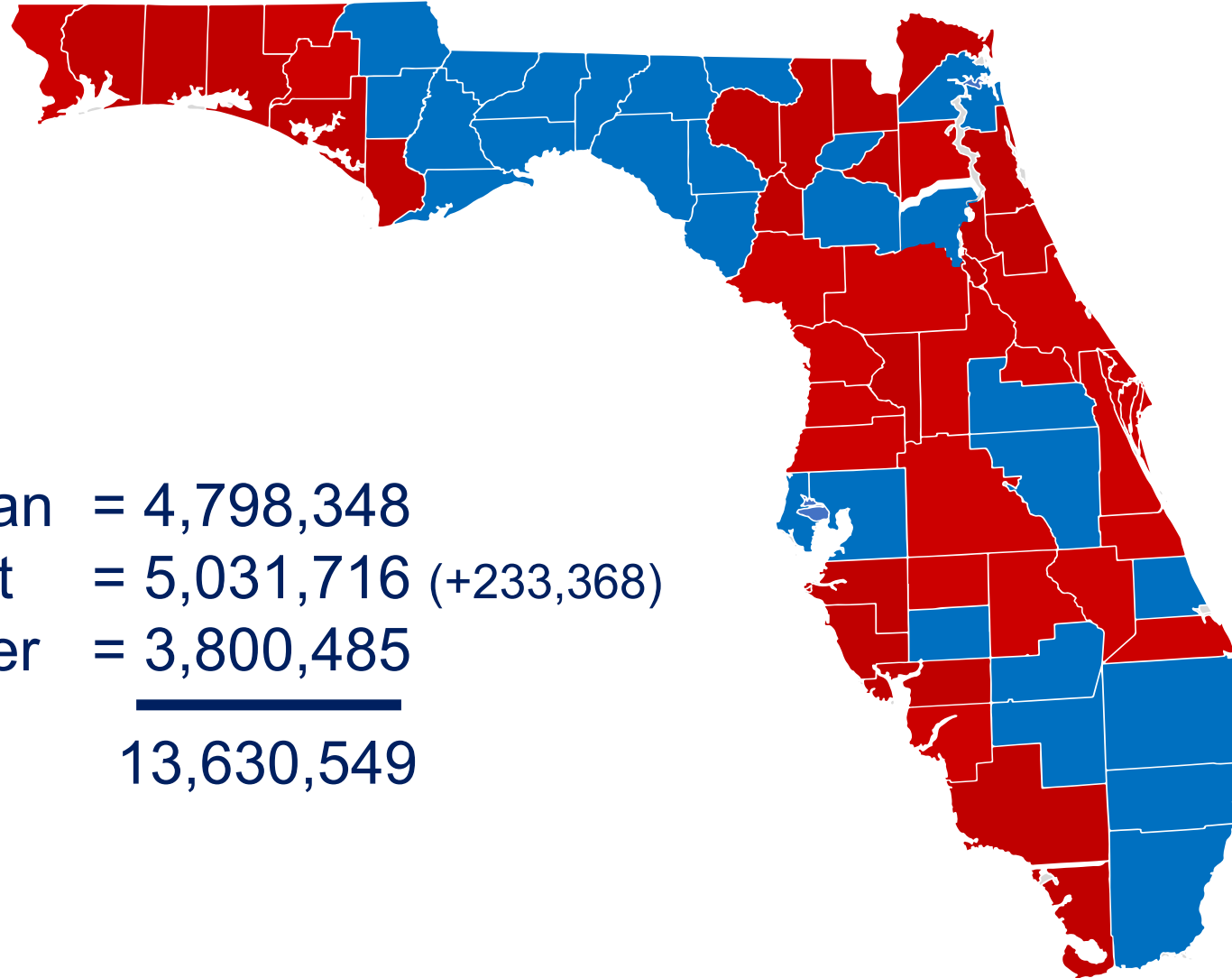
Since Last Election: 729,664



■ Republican  
■ Democrat  
■ NPA/Other

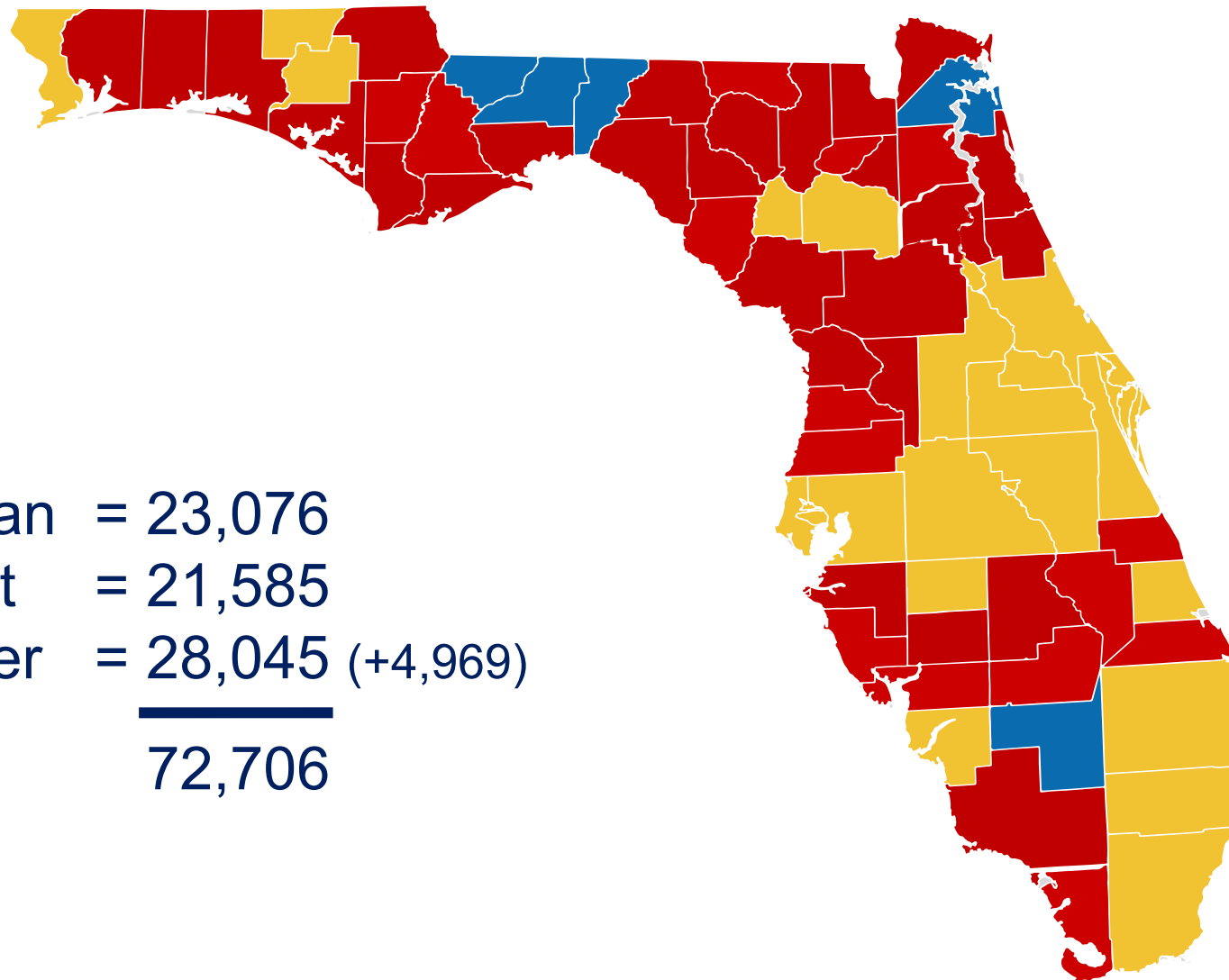
TOTAL VOTER REGISTRATION  
By County (39R, 28D)




---



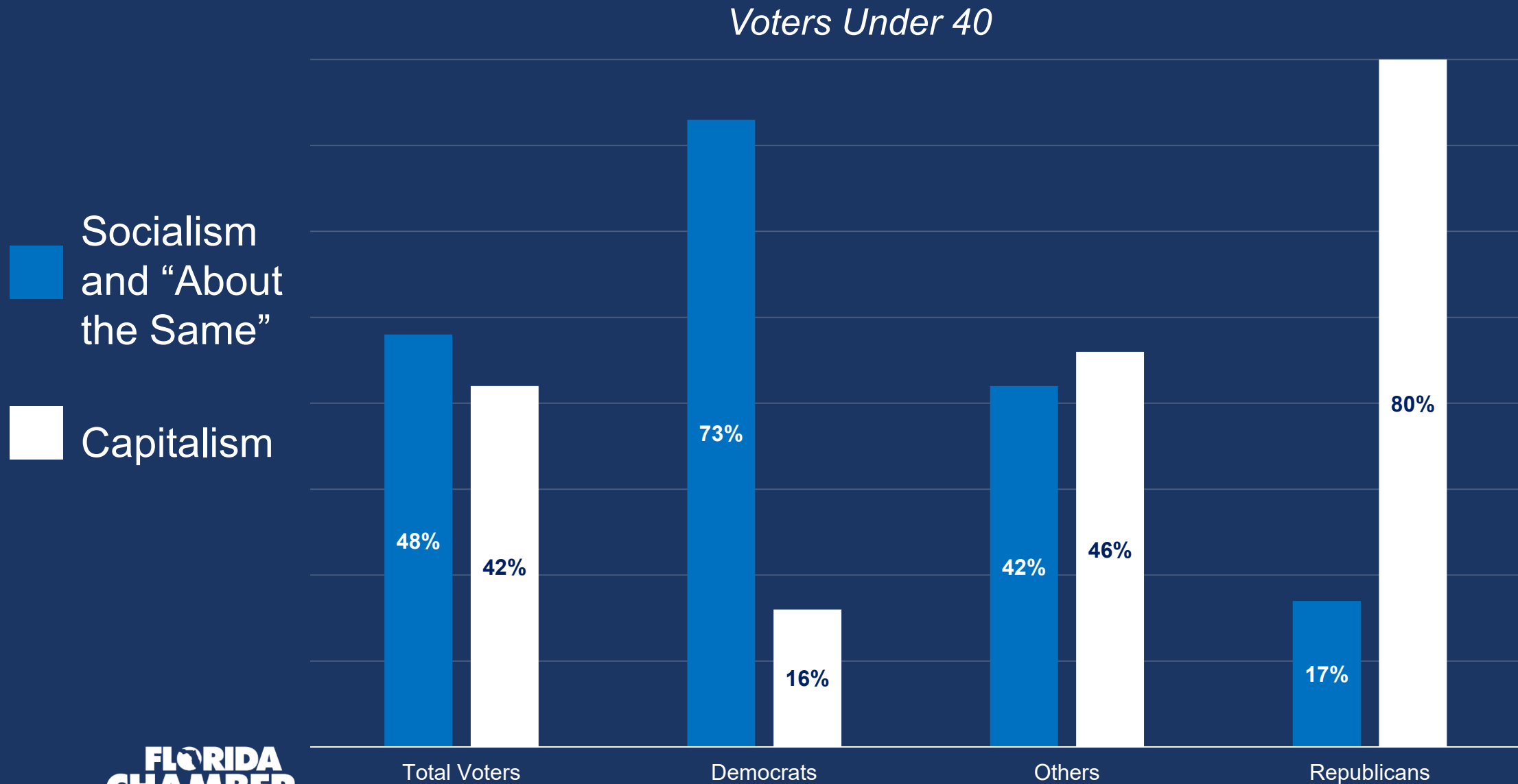
Republican	= 4,798,348
Democrat	= 5,031,716 (+233,368)
NPA/Other	= 3,800,485
	<hr/>
	13,630,549

JANUARY NEW VOTERS  
By County



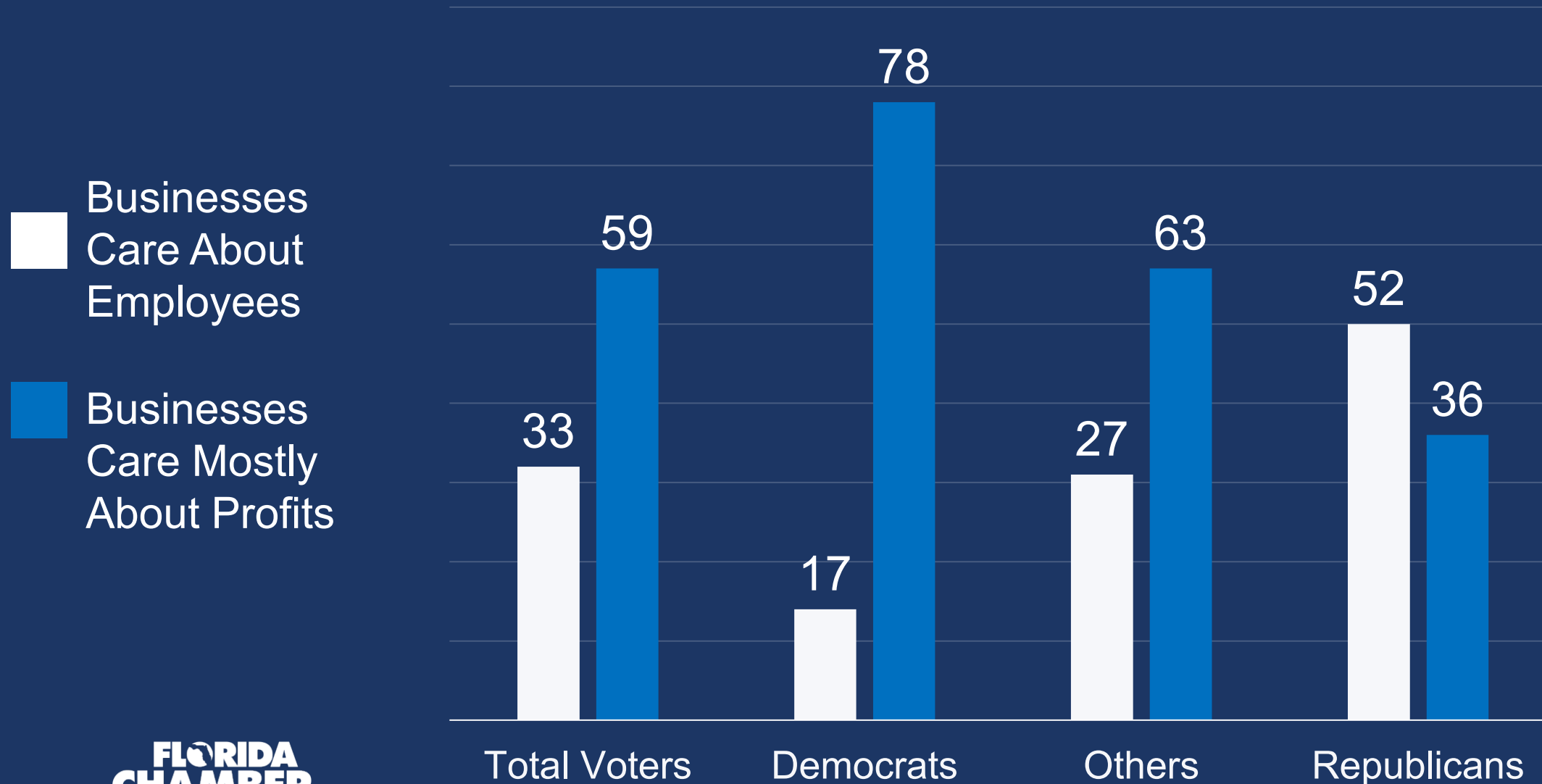
	Republican	= 23,076
	Democrat	= 21,585
	NPA/Other	= 28,045 (+4,969)
		<hr/>
		72,706

# Which is Better? Socialism or Capitalism?





# What Do You Think Motivates Business in Florida?



# Constitutional Amendments on the Ballot (Turnout Drivers)

1. Citizenship Requirement to Vote in Florida Elections
2. Raising Florida's Minimum Wage
3. All Voters Vote in Primary Elections for State Legislature, Governor and Cabinet
4. Voter Approval of Constitutional Amendments

# Ron DeSantis Job Approval Among Florida's Voters



## Republicans

Approve: **92**  
Disapprove: **4**

## Democrats

Approve: **49**  
Disapprove: **32**

## NPAs/Others

Approve: **64**  
Disapprove: **14**

Share ideas, ask questions or  
invite us to speak at you next  
leadership meeting.

[mwilson@flchamber.com](mailto:mwilson@flchamber.com)

850.521.1209

Download this presentation at  
[www.FloridaChamber.com/LFExecutive](http://www.FloridaChamber.com/LFExecutive)