



The Six Pillars Guiding Florida to 2030

Leadership Florida Cornerstone Class 38

FLORIDA
CHAMBER
of Commerce

A man in a suit, Mark Wilson, is speaking at a podium. Behind him is a large screen displaying a presentation titled "THE FLORIDA CHAMBER OF COMMERCE" and "State of Florida Meeting". The screen shows various economic statistics in a grid format. To the left of the screen, a Florida state flag is visible. The background is dark blue.

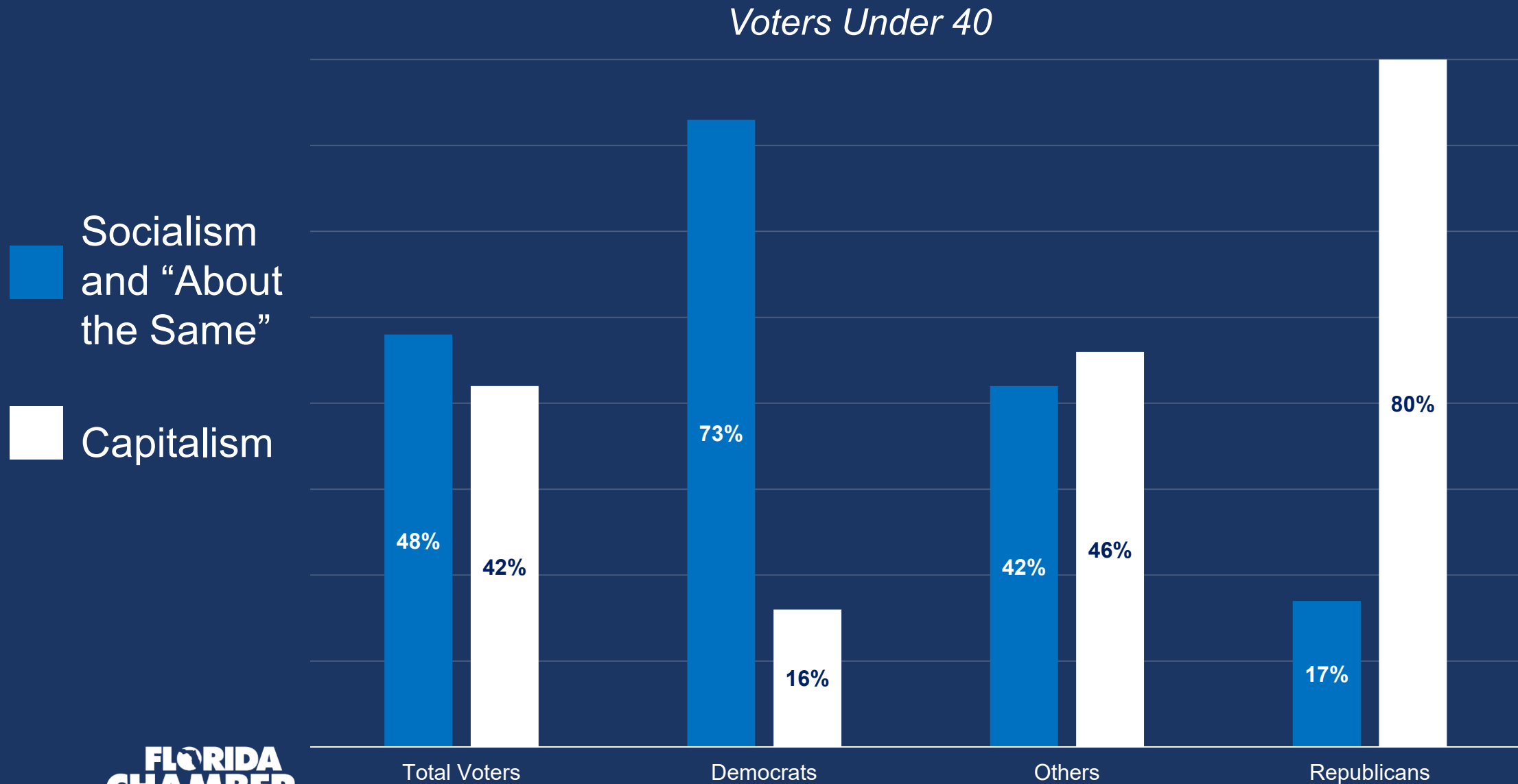
“Florida is changing. Our economics, our demographics and our politics are all changing and these changes are both opportunities and challenges.” – Mark Wilson

Download this presentation at
www.FloridaChamber.com/LFCornerstone38

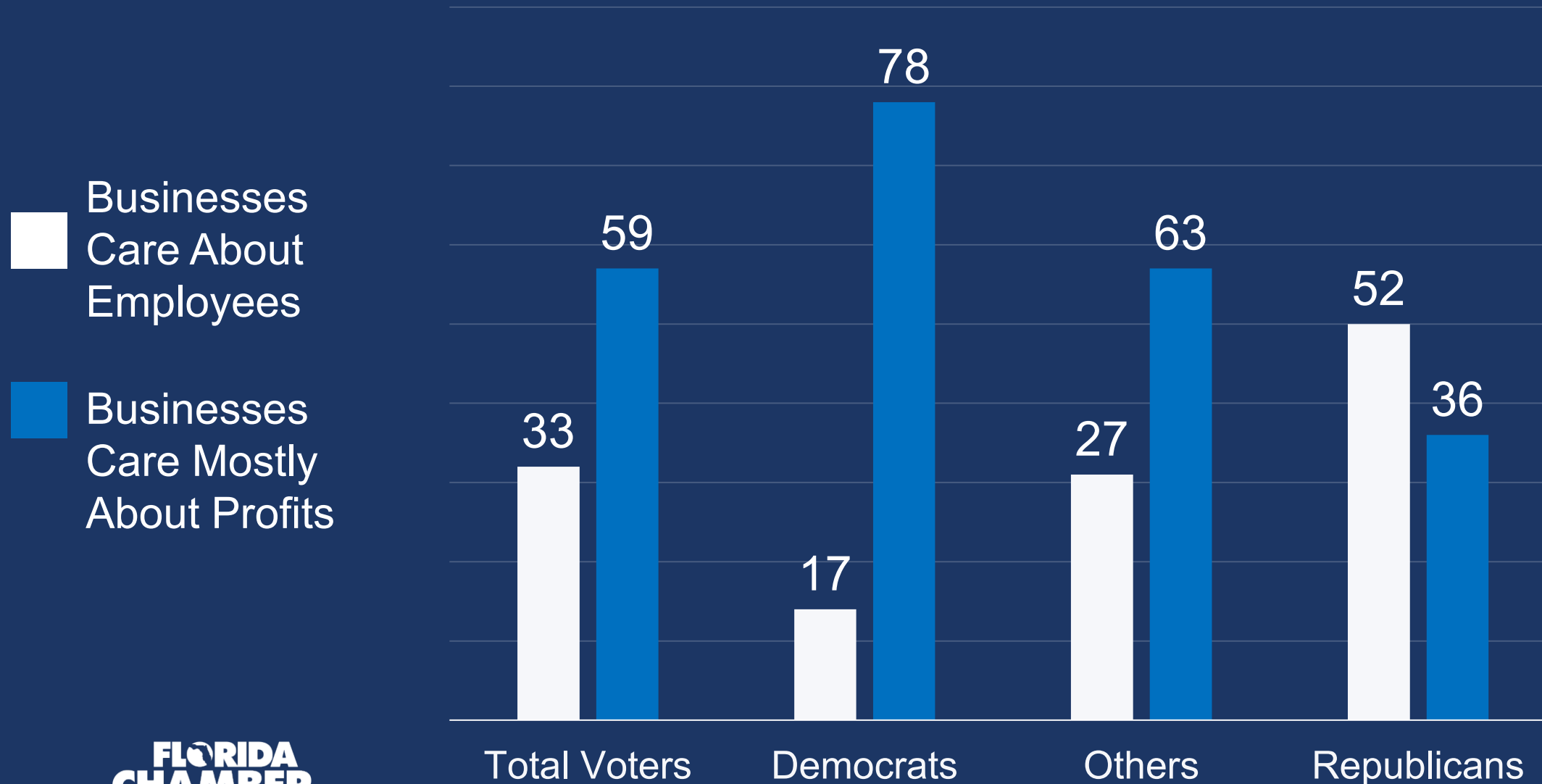
Top Voter Concerns

| Statewide | Healthcare | Jobs | Global Warming | Other |
|-------------|------------|------|----------------|--------------------------------|
| | 18 | 12 | 9 | Education 9% Immigration 6% |
| Men | 17 | 15 | 10 | Immigration 6% |
| Women | 19 | 8 | 8 | Education 12% |
| | | | | |
| Republicans | 12 | 12 | 6 | Immigration 12% |
| Democrats | 25 | 12 | 12 | Education 7% |
| NPA/Other | 18 | 12 | 8 | Education 9% |
| | | | | |
| White | 15 | 10 | 11 | Education 10% |
| Black | 24 | 14 | 5 | Education 5% |
| Hispanic | 22 | 13 | 9 | Education 10% |

Which is Better? Socialism or Capitalism?



What Do You Think Motivates Business in Florida?

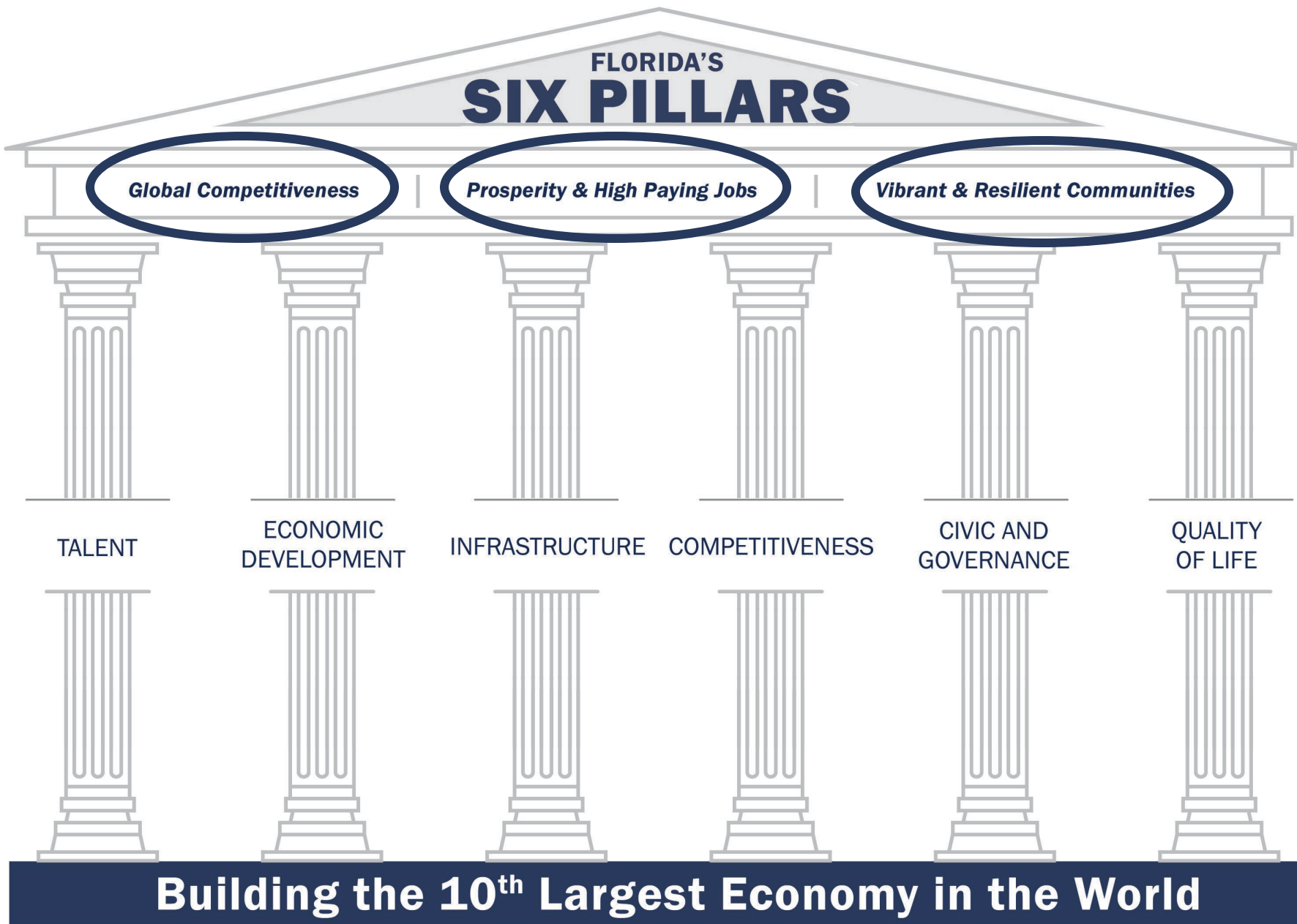


The Florida 2030 Blueprint

17th —————> 10th

- 39 Goals / 125 Strategies





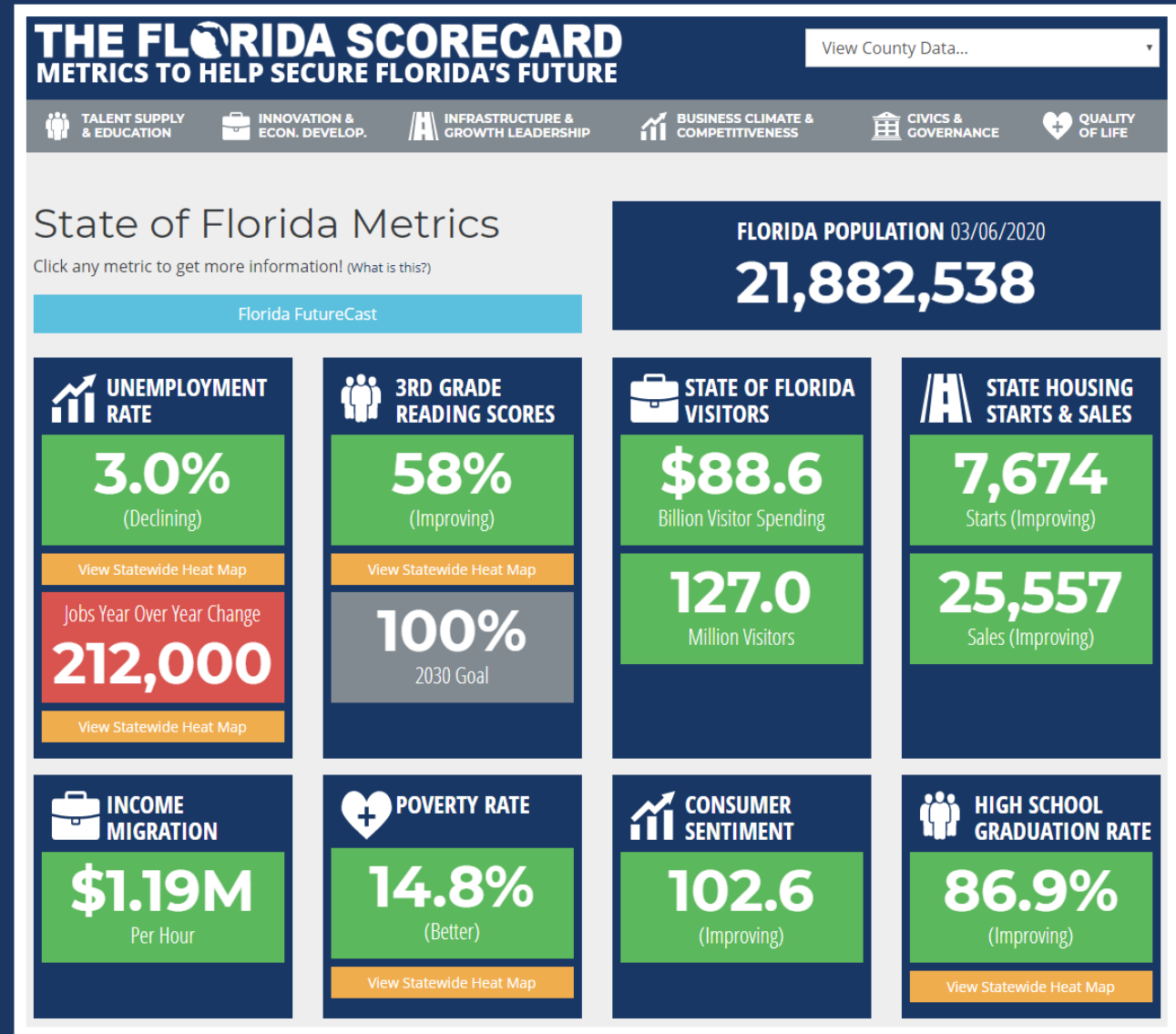
1. How do we plan better for the next 4.5 million Floridians than we did for the last 4.5 million?

2. How do we build momentum around what matters?

Florida's Economy At A Glance

- Florida's Economy \$1.1 Trillion GDP (17th)
- 21.8 Million Residents
 - 3rd / 26M By 2030 / More Than 900/Day
- 127 Million Visitors In 2018 (+50M by 2030)
- FL creates 1 out of every 10 U.S. jobs
 - 1.5M jobs needed by 2030
- **FL's Talent Gap:** 284,300 Jobs Looking for People / 311,000 People Looking for Jobs.

www.TheFloridaScorecard.org



Florida Counties Lost Jobs

Florida Counties Gained Jobs

Florida Counties No Change

Summary Statistics:

- Florida Growth Rate: 6.8%**
- Florida No Change Rate: 11.4%**
- Florida Lost Rate: 11.4%**
- 796,967 jobs during this period**

Highest Growth Rate:

| Rank | County | Growth Rate |
|------|------------|-------------|
| 1 | Glades | 45.0% |
| 2 | Sumter | 27.6% |
| 3 | Gadsden | 23.5% |
| 4 | Nassau | 19.8% |
| 5 | Osceola | 19.6% |
| 6 | Washington | 19.6% |

FL Growth Rate: **11.4%**

Highest Job Growth:

| | | |
|----|--------------|--------|
| 1. | Orange | 99,719 |
| 2. | Miami-Dade | 80,364 |
| 3. | Hillsborough | 62,413 |
| 4. | Broward | 57,802 |
| 5. | Palm Beach | 48,995 |
| 6. | Duval | 48,815 |

| | | |
|----|------------|-------|
| 1. | Glades | 45.0% |
| 2. | Sumter | 27.6% |
| 3. | Gadsden | 23.5% |
| 4. | Nassau | 19.8% |
| 5. | Osceola | 19.6% |
| 6. | Washington | 19.6% |

7 Florida Counties Lost Jobs

Florida's Next 4.5 Million People

Top 10 Growth in People

| | |
|-----------------|---------|
| 1. Miami-Dade | 639,060 |
| 2. Orange | 451,990 |
| 3. Hillsborough | 412,926 |
| 4. Broward | 329,843 |
| 5. Palm Beach | 279,976 |
| 6. Duval | 225,250 |
| 7. Lee | 212,763 |
| 8. Osceola | 178,394 |
| 9. Polk | 171,439 |
| 10. Pasco | 129,769 |

Top 10 Growth in Percent

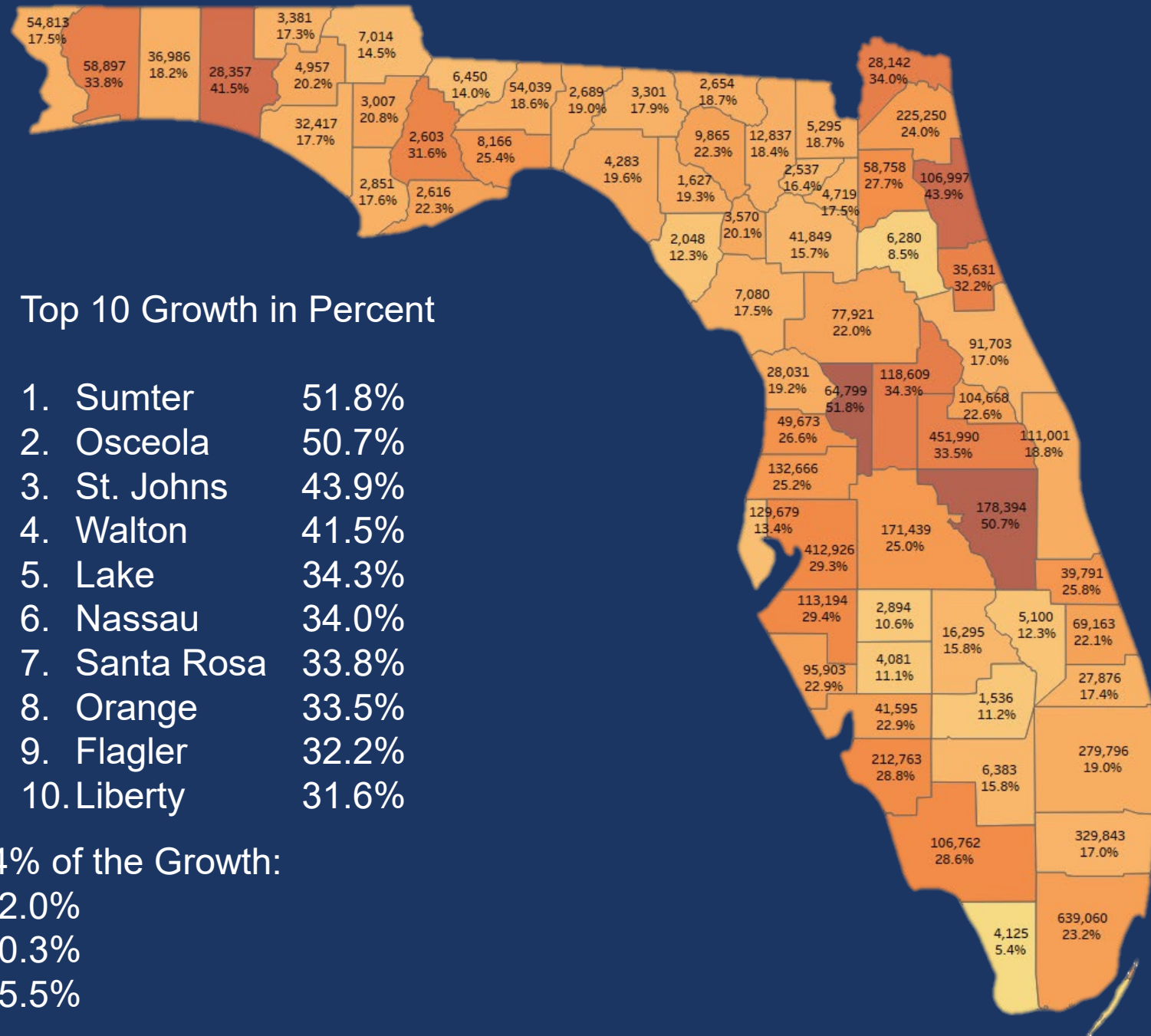
| | |
|---------------|-------|
| 1. Sumter | 51.8% |
| 2. Osceola | 50.7% |
| 3. St. Johns | 43.9% |
| 4. Walton | 41.5% |
| 5. Lake | 34.3% |
| 6. Nassau | 34.0% |
| 7. Santa Rosa | 33.8% |
| 8. Orange | 33.5% |
| 9. Flagler | 32.2% |
| 10. Liberty | 31.6% |

The top 3 Counties get 33.4% of the Growth:

Top 6: 52.0%

Top 11: 70.3%

Top 13: 75.5%



Florida's Next 4.5 Million People

- Florida adds **900 new residents** per day
 - 810 come from other states and countries

Growth to 2030 by Age Group

Age Group

85+

80-84

75-79

70-74

65-69

60-64

55-59

50-54

45-49

40-44

35-39

30-34

25-29

20-24

15-19

0-14

0%

20%

40%

60%

80%

Growth to 2030 by Age Group



Age Group

0%

20%

40%

60%

80%

Increase in Age 65+ by
2030: **2,265,615**

Under 50: **2,339,370**

55-
59

60-
64

50-
54

65-69

45-
49

40-
44

35-
39

30-
34

25-
29

20-
24

15-
19

0-14

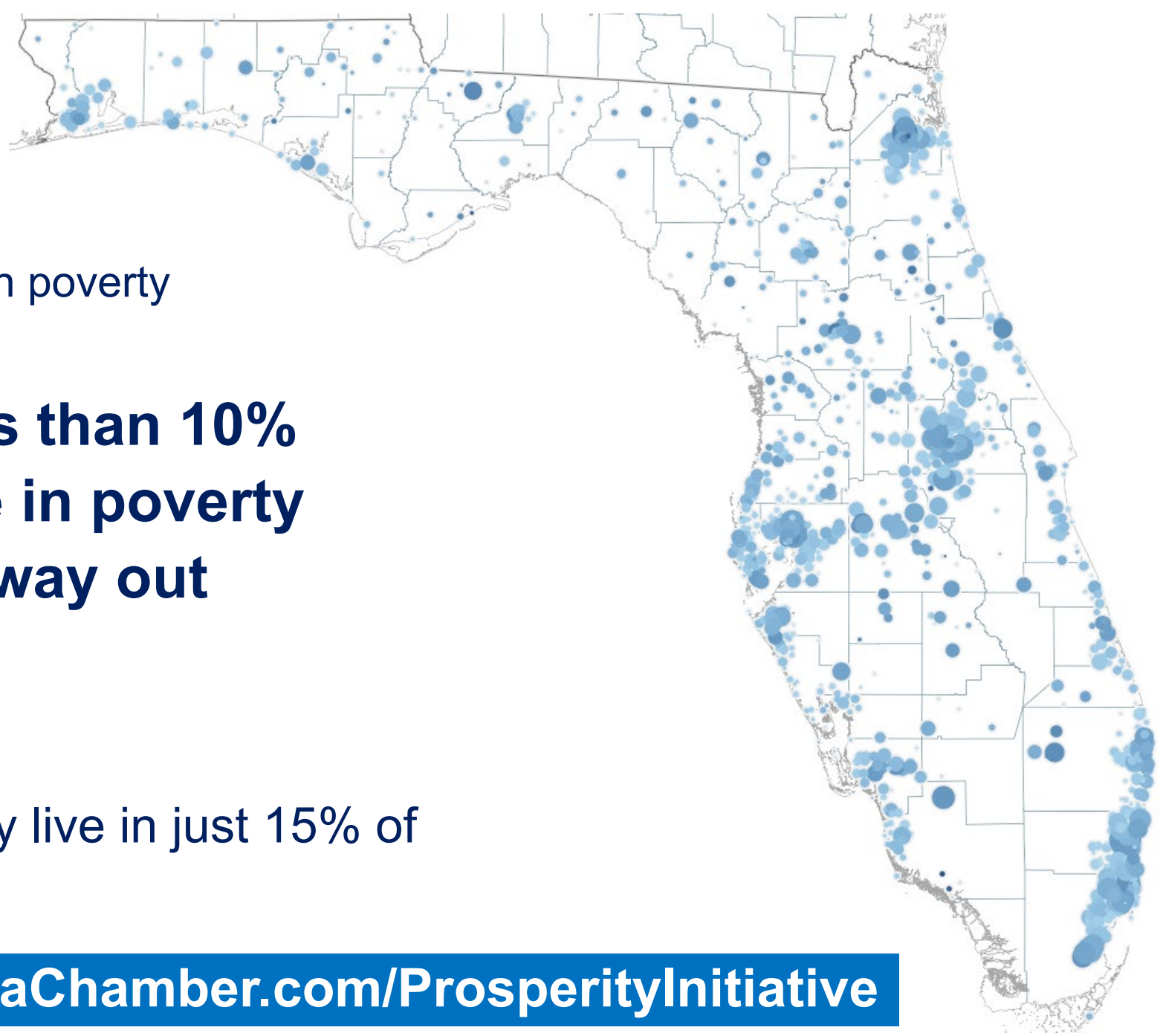
70-
74

75-
79

85+

80-84

Ending Generational Poverty

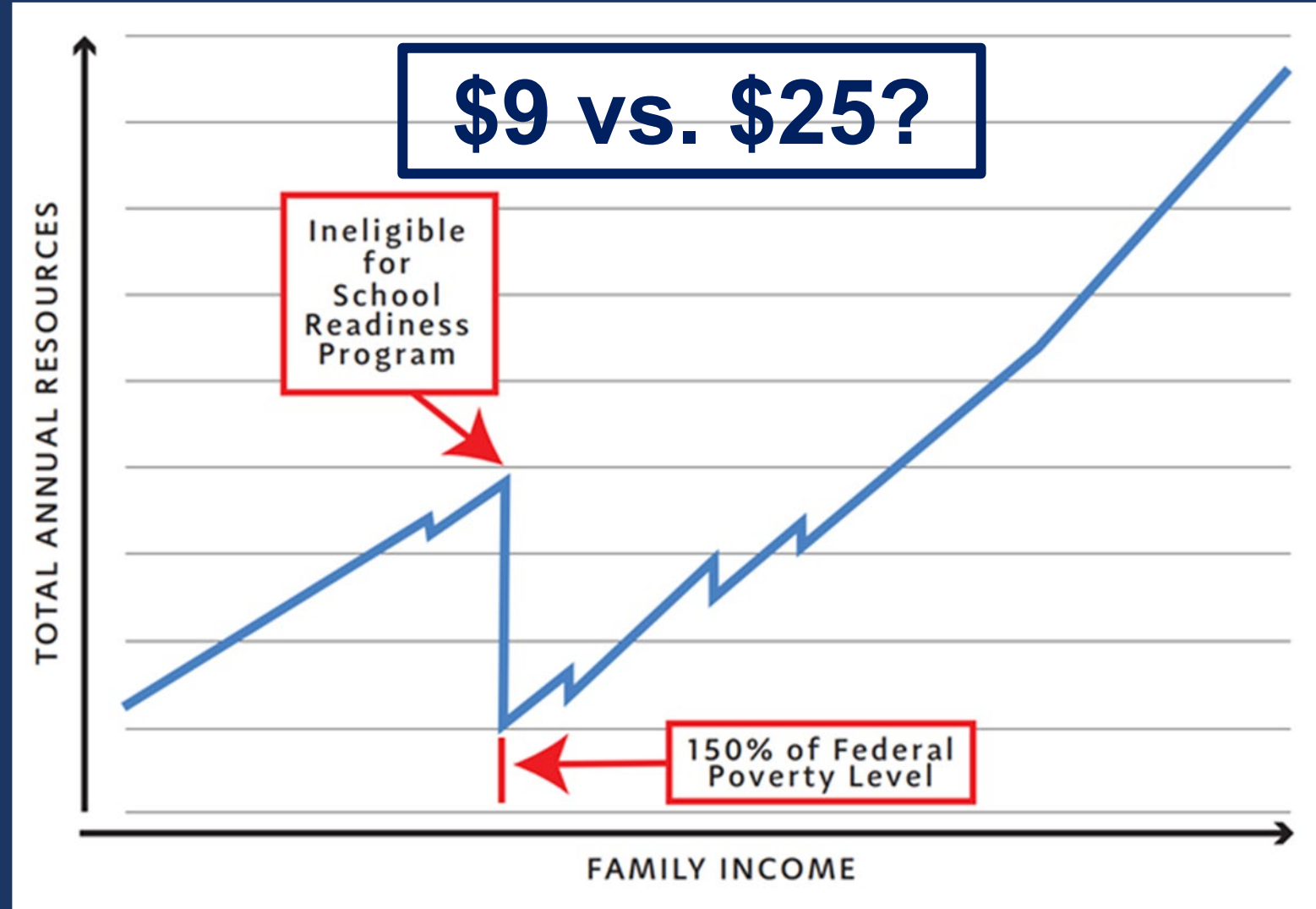


870,505 kids under-18 living in poverty

**Florida 2030 Goal: Less than 10%
of Florida children live in poverty
and 100% have a pathway out**

- Florida has 983 zip codes
- Half of all children in poverty live in just 15% of Florida's zip codes (150)

Fiscal Cliffs Are Roadblocks to Prosperity



Improving Florida's Talent Pipeline



EDUCATIONAL ATTAINMENT

49.3%

Current

60%

2030 Goal

Improving Florida's talent pipeline for a better workforce

>80% of Florida's workforce has
essential **employability skills**

>60% of Floridians 25-64 have
a high-value **postsecondary
certificate, degree, or
training experience**

95% of entering **high school
students graduate within 4 years**

100% of Florida **8th graders
read & perform math at or above
grade level**

100% of Florida **3rd graders
read at or above grade level**

100% of children are
ready for kindergarten



HIGH SCHOOL GRADUATION RATE

86.9%

(Getting Higher)

95%

2030 Goal



3RD GRADE READING SCORES

58%

(Improving)

[View Statewide Heat Map](#)

100%

2030 Goal



KINDERGARTEN READINESS

53%

(Unchanged)

100%

2030 Goal



8TH GRADE MATH SCORES

46%

Math (Improving)

100%

2030 Goal



8TH GRADE READING SCORES

56%

Reading (Declining)

100%

2030 Goal

Can Florida's 3rd Graders Read?

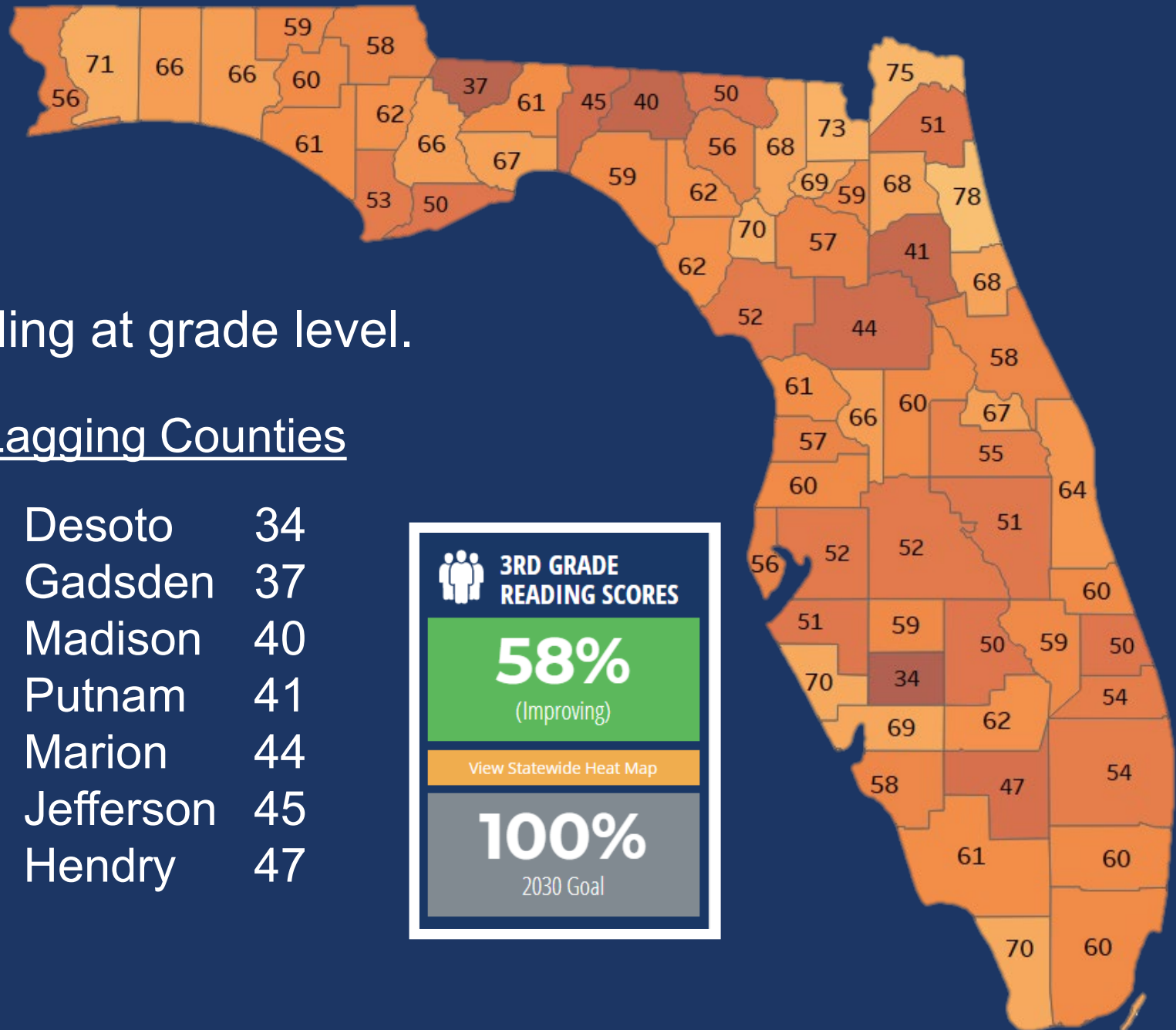
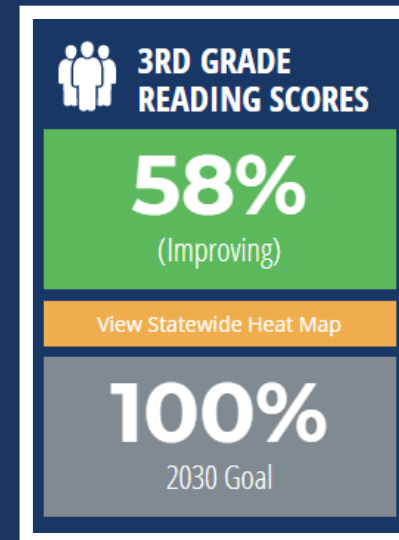
91,066 3rd graders not reading at grade level.

Leading Counties

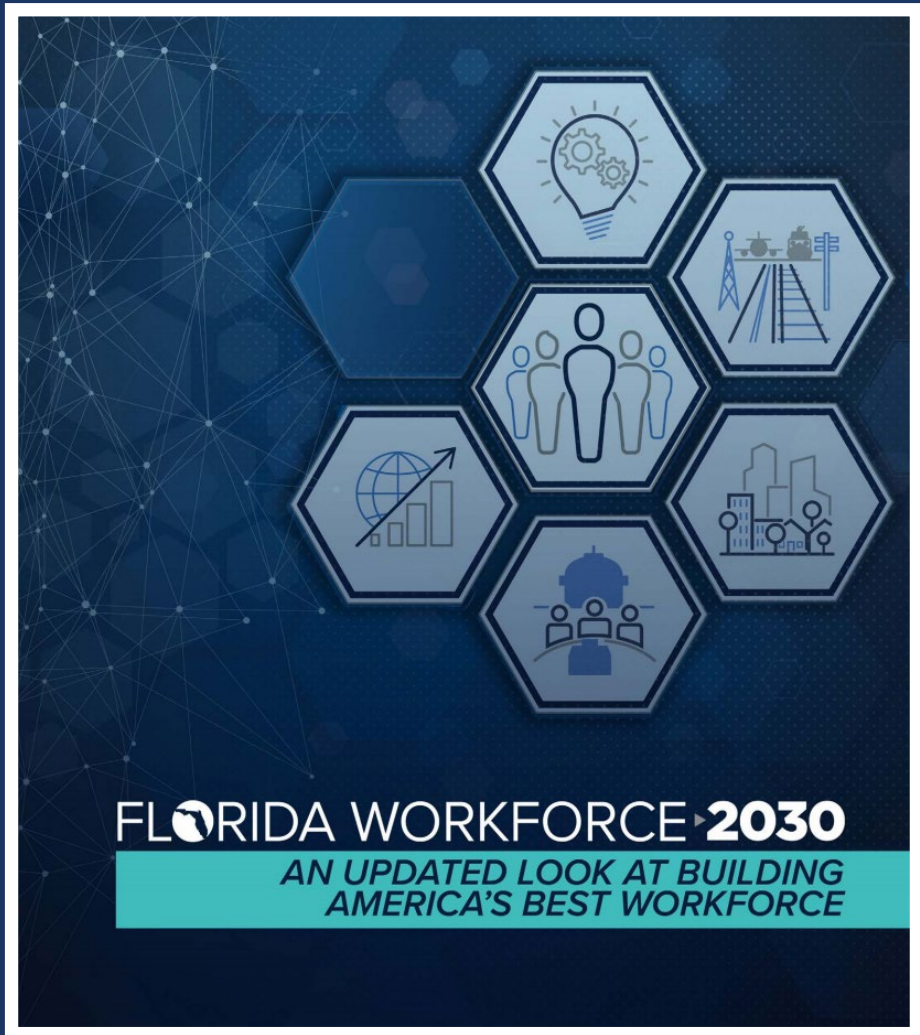
| | |
|---------------|----|
| 1. St. Johns | 78 |
| 2. Nassau | 75 |
| 3. Baker | 73 |
| 4. Santa Rosa | 71 |
| 5. Sarasota | 70 |
| 6. Monroe | 70 |
| 7. Gilchrist | 70 |

Lagging Counties

| | |
|--------------|----|
| 1. Desoto | 34 |
| 2. Gadsden | 37 |
| 3. Madison | 40 |
| 4. Putnam | 41 |
| 5. Marion | 44 |
| 6. Jefferson | 45 |
| 7. Hendry | 47 |



What Will Florida's 21st Century Workforce Look Like?



- Robots
- Automation
- Artificial Intelligence
- Gig Workers
- Innovation and Technology Not Yet Invented

Diversifying Florida's Economy



STATE GDP
RANKING

#4

(First Data)

#1

2030 Goal



OVERSEAS
VISITORS

2nd

(Unchanged)

#1

2030 Goal

*Creating good jobs by
diversifying Florida's economy*

Top state for **gross domestic product**
and **top quartile** most diversified
state economy

#1 state for **overseas visitors**

Goods exports **double** and
services exports **triple**

Top 5 state for **manufacturing jobs**

Top 3 state for **technology jobs**

#1 state for **business startups**

Top 3 state for **venture
capital investments**

Top 3 state for **research and
development funding** and
patents issued

Rural county share of Florida gross
domestic product **doubles**



TECHNOLOGY JOBS

4th

(First Data)

Top 3

2030 Goal



MANUFACTURING
JOBS

371,527

(Increasing)

[View Statewide Heat Map](#)

12th

(Unchanged)

Top 5

2030 Goal



IMPORTS &
EXPORTS

\$56.0

Billion Exports (Declining)

\$81.7

Billion Imports (Increasing)



VENTURE CAPITAL
INVESTMENTS

10th

(First Data)

Top 3

2030 Goal



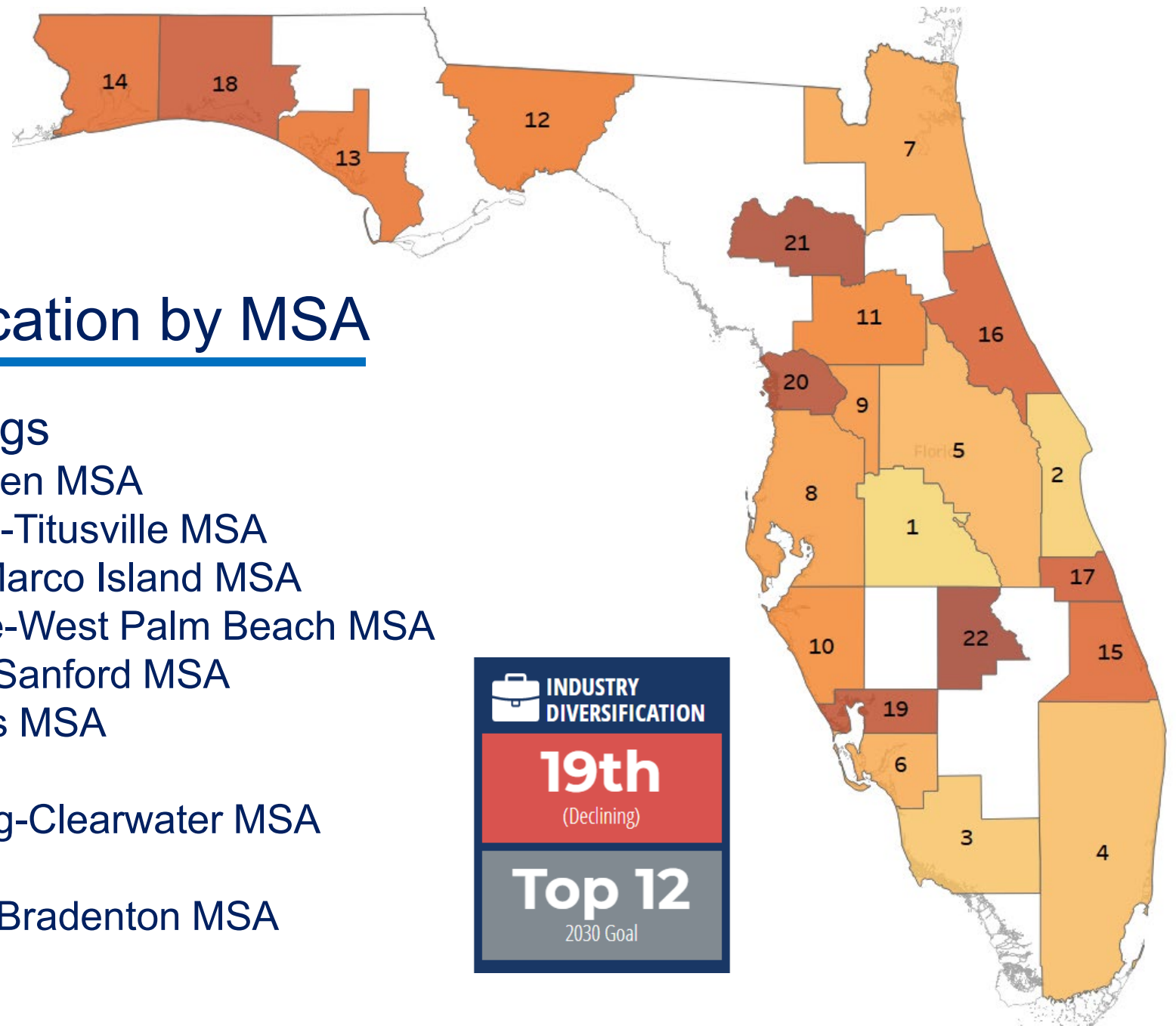
GDP FOR RURAL
COUNTIES

2.47%

(Decreasing)

4.94%

2030 Goal



Industry Diversification by MSA

Diversification Rankings

- #1 Lakeland-Winter Haven MSA
- #2 Palm Bay-Melbourne-Titusville MSA
- #3 Naples-Immokalee-Marco Island MSA
- #4 Miami-Ft. Lauderdale-West Palm Beach MSA
- #5 Orlando-Kissimmee-Sanford MSA
- #6 Cape Coral-Ft. Myers MSA
- #7 Jacksonville MSA
- #8 Tampa-St. Petersburg-Clearwater MSA
- #9 The Villages MSA
- #10 North Port-Sarasota-Bradenton MSA

S.T.E.M. Matters



GEAR Racing

Girls
Empowered
Around
Racing

Preparing Florida's Infrastructure

HIGH SPEED COMMUNICATIONS

97.0%
(First Data)

[View Statewide Heat Map](#)

100%
2030 Goal

Preparing Florida's infrastructure for smart growth and development

Diverse, attainable housing
to meet future demand

Every resident has access to **public
and private mobility services**

**All major population and economic
centers connected** to regional,
national, and global markets by
high-capacity corridors

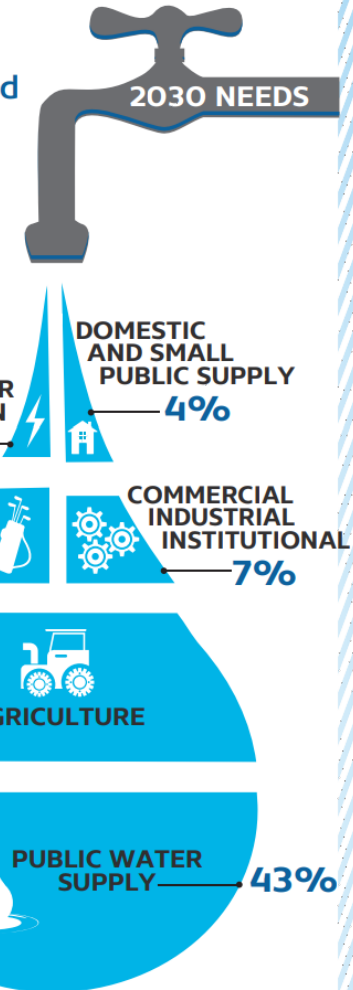
World's **most capable spaceport; top-
tier airports, seaports, and surface
transportation hubs** in U.S.

100% of Florida residents have
access to **high-speed
communications connectivity**

**Diverse and reliable energy, water,
and waste management resources** to
meet future demand

All Florida residents protected
by **resiliency plans**

By 2030,
it's estimated
water
demand
will increase
by **20%**.



Building the Perfect Climate for Business

 STATE LEGAL
CLIMATE RANKING

46th
(Unchanged)

Top 12
2030 Goal

 BUSINESS TAX
CLIMATE

4th

#1
2030 Goal

Building the perfect climate for business

Actuarially sound **property insurance** rates based on
actual risk and competition

#1 business tax climate in the nation

Regulatory, labor, and operating risk environments rated among
top 5 in the nation

Environmental permitting and local land use processes rated
among **top quartile in the nation**

Occupational licensing laws
rated among **top 5 in the nation**

Legal climate improves to
top quartile in the nation

 CONSUMER
SENTIMENT

99.4
(Unchanged)

 PROBABILITY OF
FL RECESSION

24.1%
(Increasing)

Building the Perfect Climate for Business



State Lawsuit Climate Report

| 2015 | 2017 | 2019 |
|------|------|------|
| #44 | #46 | #46 |



COMPETITIVENESS

*Building the
perfect climate
for business*



Making Government and Civics More Efficient and Effective



VOTER PARTICIPATION

62%
(Declining)



UNDERFUNDED STATE PENSION

\$1120.0
Million (Increasing)

Making government and civics more efficient and effective

100% of **state agencies**
aligned with Florida 2030 goals

100% of **regional economic
development plans** aligned with
Florida 2030 goals

100% of Florida residents covered
by **regional visioning processes**

Increased size and impact
of **nonprofit and philanthropic sectors**

Doubling the rate of Floridians
who **volunteer and participate**
in civic and public service, moving us
from the bottom to the **top quartile**



VOLUNTEERISM

22.8%
of Floridians Volunteer

50th
Florida's Rank

Top 12
2030 Goal

Championing Florida's Quality of Life

CHILDREN IN POVERTY

21.3%

(Decreasing)

<10%

2030 Goal

870,505

(Decreasing)

CRIME RATE RANKING

#28

(Decreasing)

Lowest

10

2030 Goal

Championing Florida's quality of life

Top 5 state for **overall well being**

Florida's brand and reputation as
**best place to live, work, raise a
family, visit, learn, play, relocate, and
compete** remains **top in the nation**

<10% of Florida children
live in poverty and

100% have a **pathway out**

< 10% of Florida residents live in
housing-cost burdened households

Crime rates rank among the
lowest 10 states

Florida **protects and enhances** the
value of its **arts, culture, heritage,
and sense of place**

WELL-BEING RANKING

20th

(Increasing)

Top 5

2030 Goal

HOUSING COST BURDENED

52.9%

30% (Decreasing)

<10%

2030 Goal

27.1%

50% (Decreasing)

Creating safer
schools & workplaces
in the
SUNSHINE STATE

JOIN US



Institute for a Safer Florida - Join Us



Watch later



Share

Pulse: **49 killed**

Ft. Lauderdale Airport: **5 killed**

Orlando: **5 killed**

Parkland: **17 killed**

Jacksonville Landing: **2 killed**

Tallahassee: **2 killed**

Sebring: **5 killed**

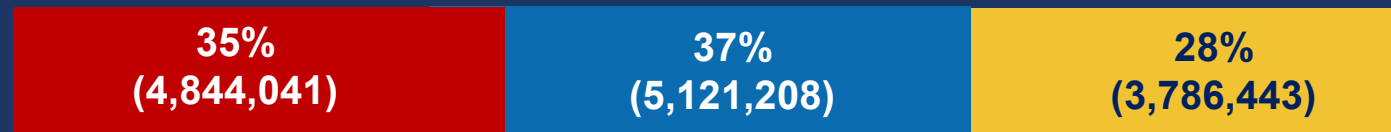
The Marjory Stoneman Douglas High School Public Safety Commission submitted their initial report to the Governor, Speaker of the House of Representatives, and Senate President on January 1, 2019. You can download the full report here. >>



DOWNLOAD

Florida's Politics Are Changing... FAST!

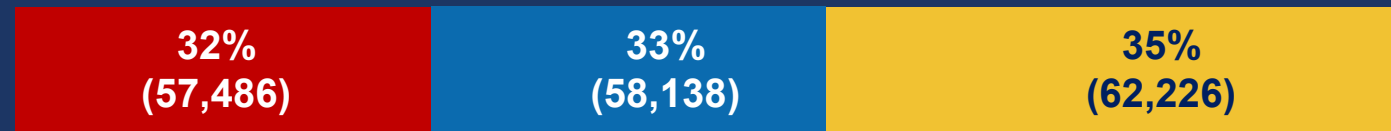
Total State: 13,751,692



This Month: 99,387



Year To Date: 177,850

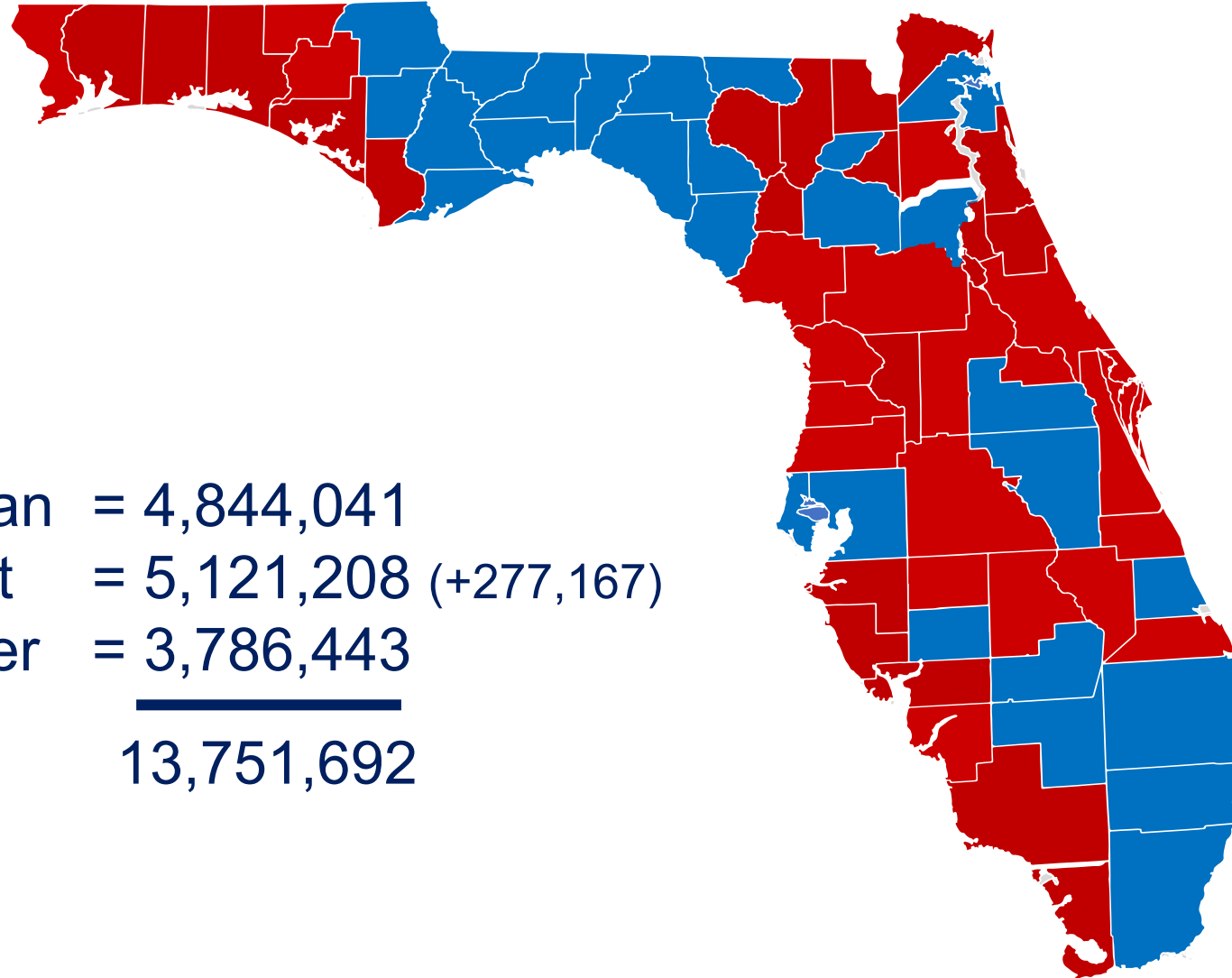


Since Last Election: 910,537



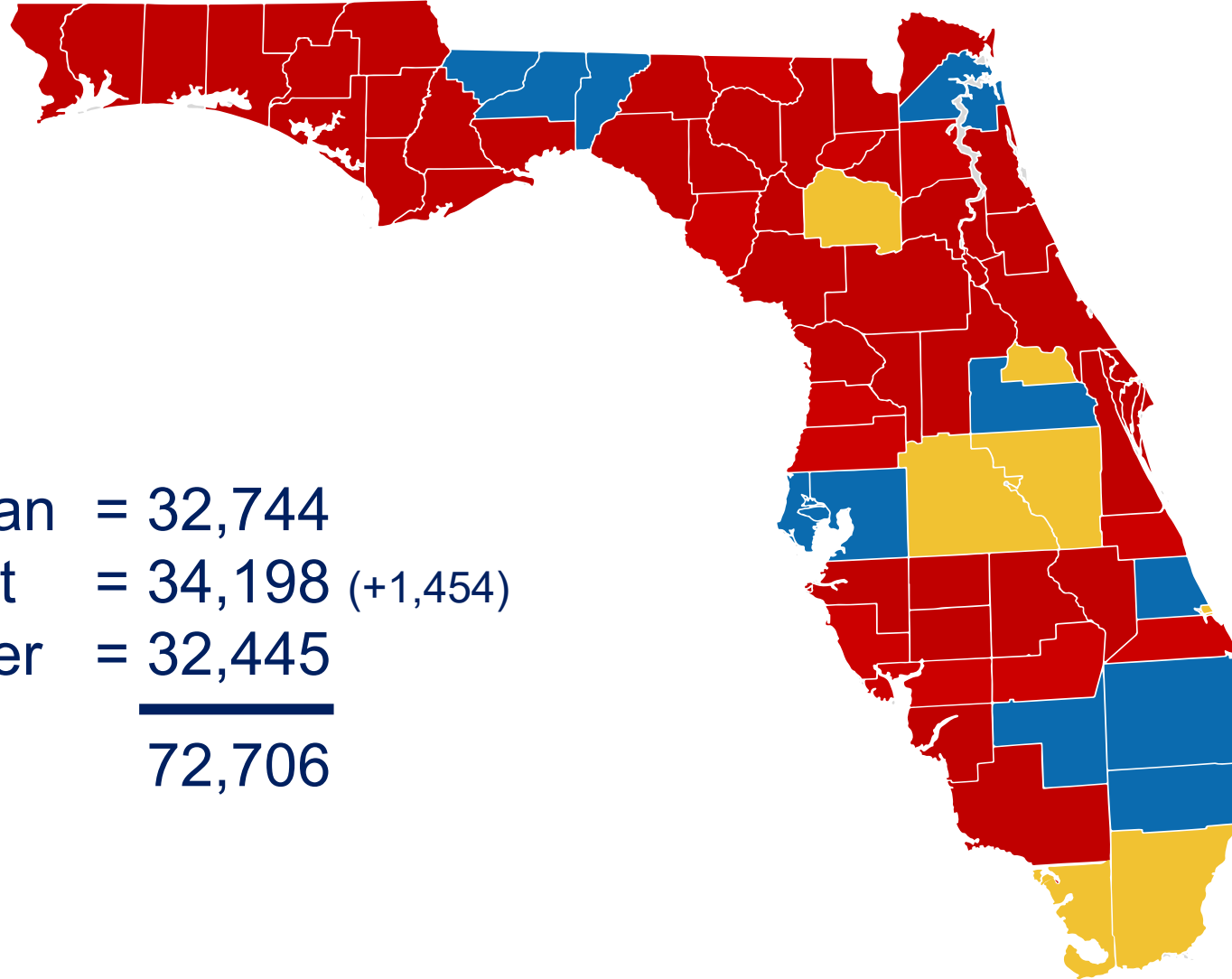
■ Republican
■ Democrat
■ NPA/Other




TOTAL VOTER REGISTRATION
By County (39R, 28D)



| | |
|------------|------------------------|
| Republican | = 4,844,041 |
| Democrat | = 5,121,208 (+277,167) |
| NPA/Other | = 3,786,443 |
| | <hr/> |
| | 13,751,692 |

FEBRUARY NEW VOTERS
By County



| | | |
|--|------------|-------------------|
|  | Republican | = 32,744 |
|  | Democrat | = 34,198 (+1,454) |
|  | NPA/Other | = 32,445 |
| | | <hr/> |
| | | 72,706 |

Ron DeSantis Job Approval Among Florida's Voters



Republicans

Approve: **92**
Disapprove: **4**



Democrats

Approve: **49**
Disapprove: **32**



NPAs/Others

Approve: **64**
Disapprove: **14**

Constitutional Amendments on the Ballot (Turnout Drivers)

1. Citizenship Requirement to Vote in Florida Elections
2. Raising Florida's Minimum Wage
3. All Voters Vote in Primary Elections for State Legislature, Governor and Cabinet
4. Voter Approval of Constitutional Amendments

Share ideas, ask questions or
invite us to speak at you next
leadership meeting.

mwilson@flchamber.com

850.521.1209

Download this presentation at
www.FloridaChamber.com/LFCornerstone38