



# Securing Florida's Future

Leadership Florida Connect Class 10

**FLORIDA**  
**CHAMBER**  
*of Commerce*

A man in a suit, Mark Wilson, is speaking at a podium. Behind him is a large screen displaying a presentation titled "THE FLORIDA CONNECTION" and "State of Florida Metrics". The screen shows various economic indicators in colored boxes: 4.7% (blue), 88.2 (red), \$89.1 (green), 6,255 (red), 259,800 (green), 106.0 (green), and 24,083 (red). A sign on the right wall reads "CHAMBER of Florida FORUM".

“Florida is changing. Our economics, our demographics and our politics are all changing and these changes are both opportunities and challenges.” – Mark Wilson

Download this presentation at  
**[www.FloridaChamber.com/LeadershipFLConnect10](http://www.FloridaChamber.com/LeadershipFLConnect10)**

# The Florida 2030 Blueprint

17th —————> 10th

- 39 Goals / 125 Strategies

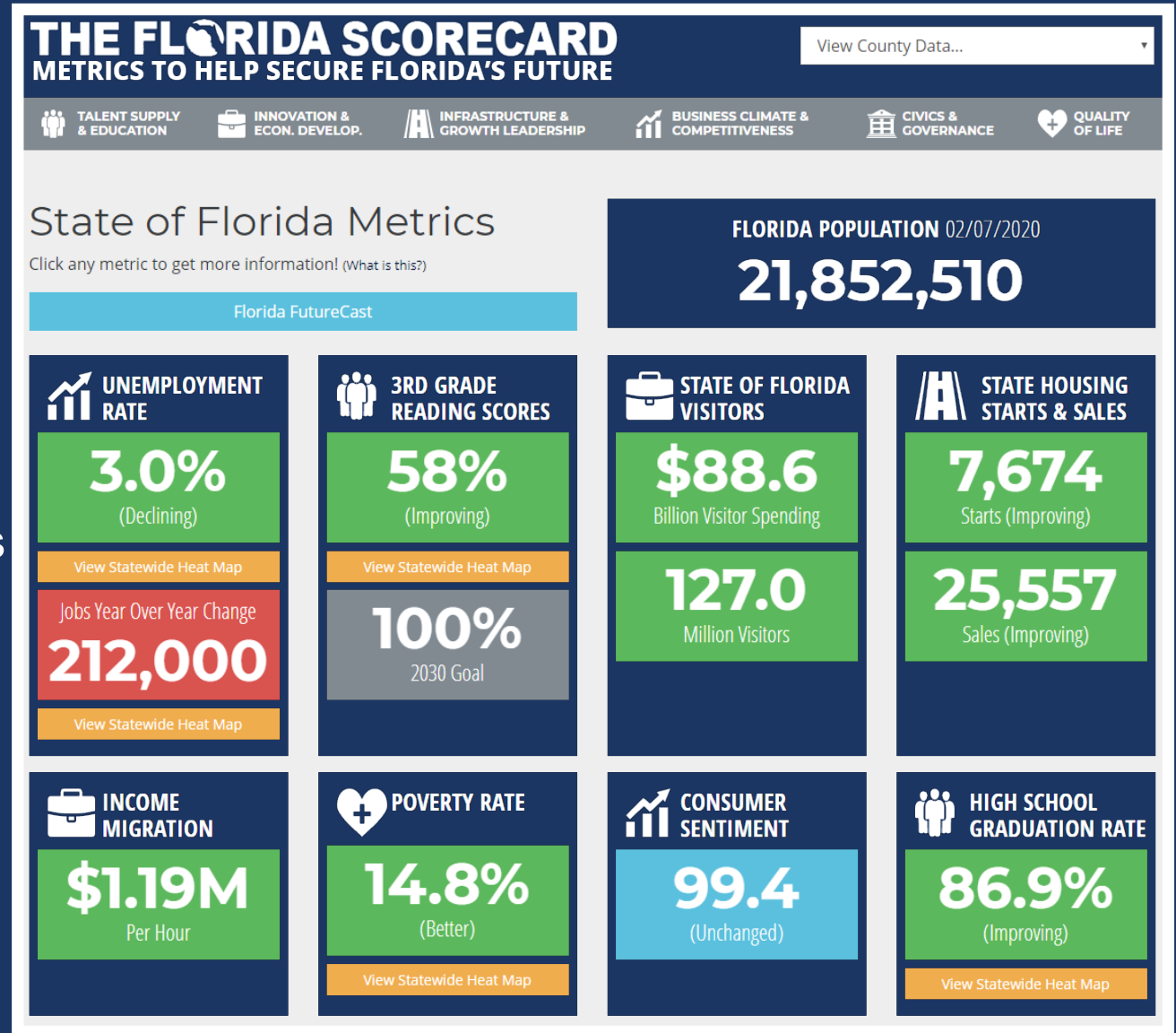


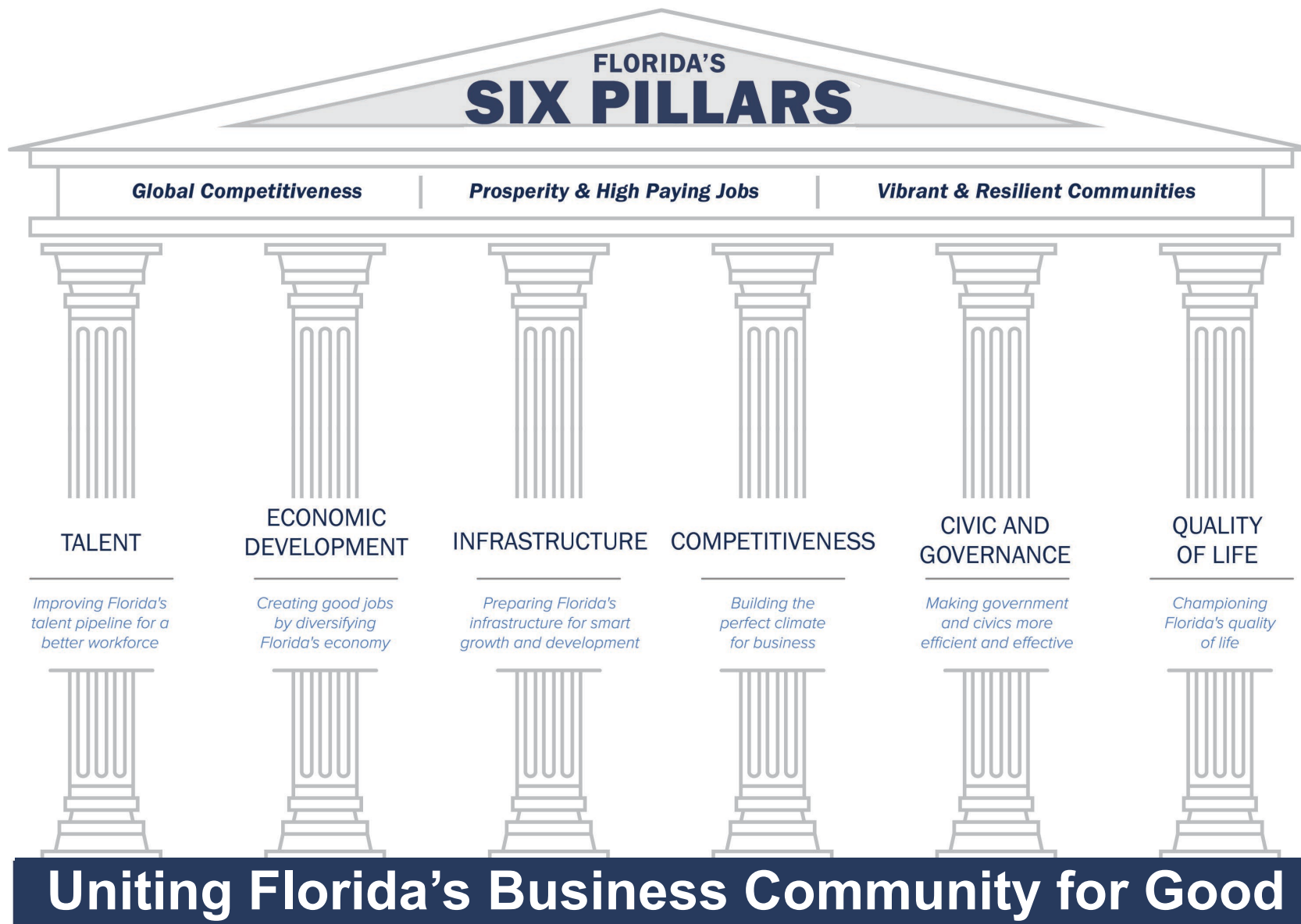


# Florida's Economy At A Glance

- Florida's Economy \$1.19 Trillion GDP (17<sup>th</sup>)
- 21.8 Million Residents
  - 3<sup>rd</sup> / 26M By 2030 / More Than 900/Day
- 127 Million Visitors In 2018 (+50M by 2030)
- FL outpacing national average in creating jobs
- **FL's Talent Gap:** 284,300 Jobs Looking for People / 311,000 People Looking for Jobs.

[www.TheFloridaScorecard.org](http://www.TheFloridaScorecard.org)





**1. How to we plan better for the next 4.5 million Floridians than we did for the last 4.5 million?**

**2. How do we build momentum around what matters?**

# Florida's Next 4.5 Million People

## Top 10 Growth in People

1. Miami-Dade	639,060
2. Orange	451,990
3. Hillsborough	412,926
4. Broward	329,843
5. Palm Beach	279,976
6. Duval	225,250
7. Lee	212,763
8. Osceola	178,394
9. Polk	171,439
10. Pasco	129,769

## Top 10 Growth in Percent

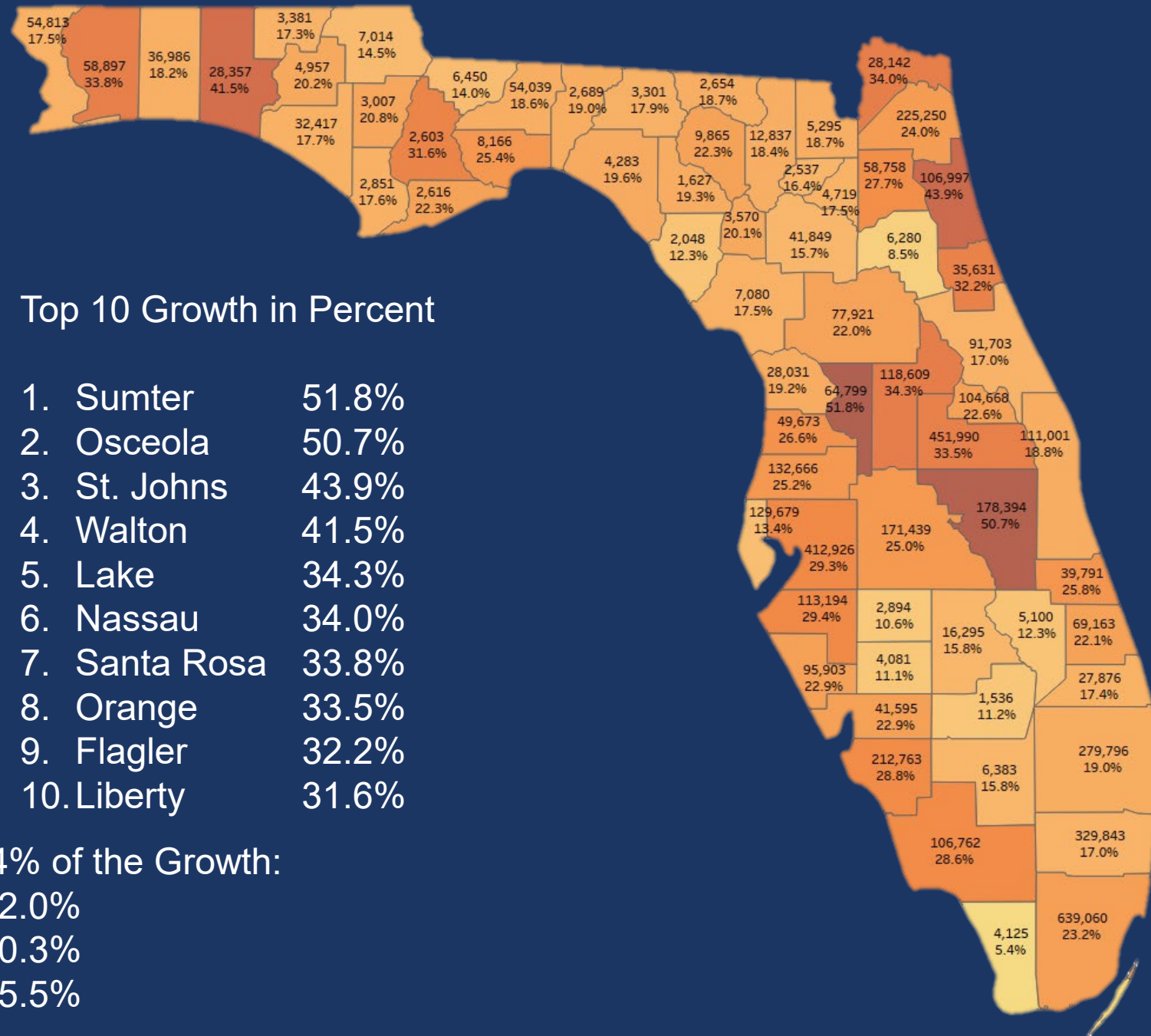
1. Sumter	51.8%
2. Osceola	50.7%
3. St. Johns	43.9%
4. Walton	41.5%
5. Lake	34.3%
6. Nassau	34.0%
7. Santa Rosa	33.8%
8. Orange	33.5%
9. Flagler	32.2%
10. Liberty	31.6%

The top 3 Counties get 33.4% of the Growth:

Top 6: 52.0%

Top 11: 70.3%

Top 13: 75.5%



# Growth to 2030 by Age Group

Age Group

85+

80-84

75-79

70-74

65-69

60-64

55-59

50-54

45-49

40-44

35-39

30-34

25-29

20-24

15-19

0-14

0%

20%

40%

60%

80%

# Growth to 2030 by Age Group



Age Group

0%

20%

40%

60%

80%

Increase in Age 65+ by  
2030: **2,265,615**

Under 50: **2,339,370**

65-69

60-64

50-54

55-59

45-49

40-44

35-39

30-34

25-29

20-24

15-19

0-14

70-74

75-79

85+

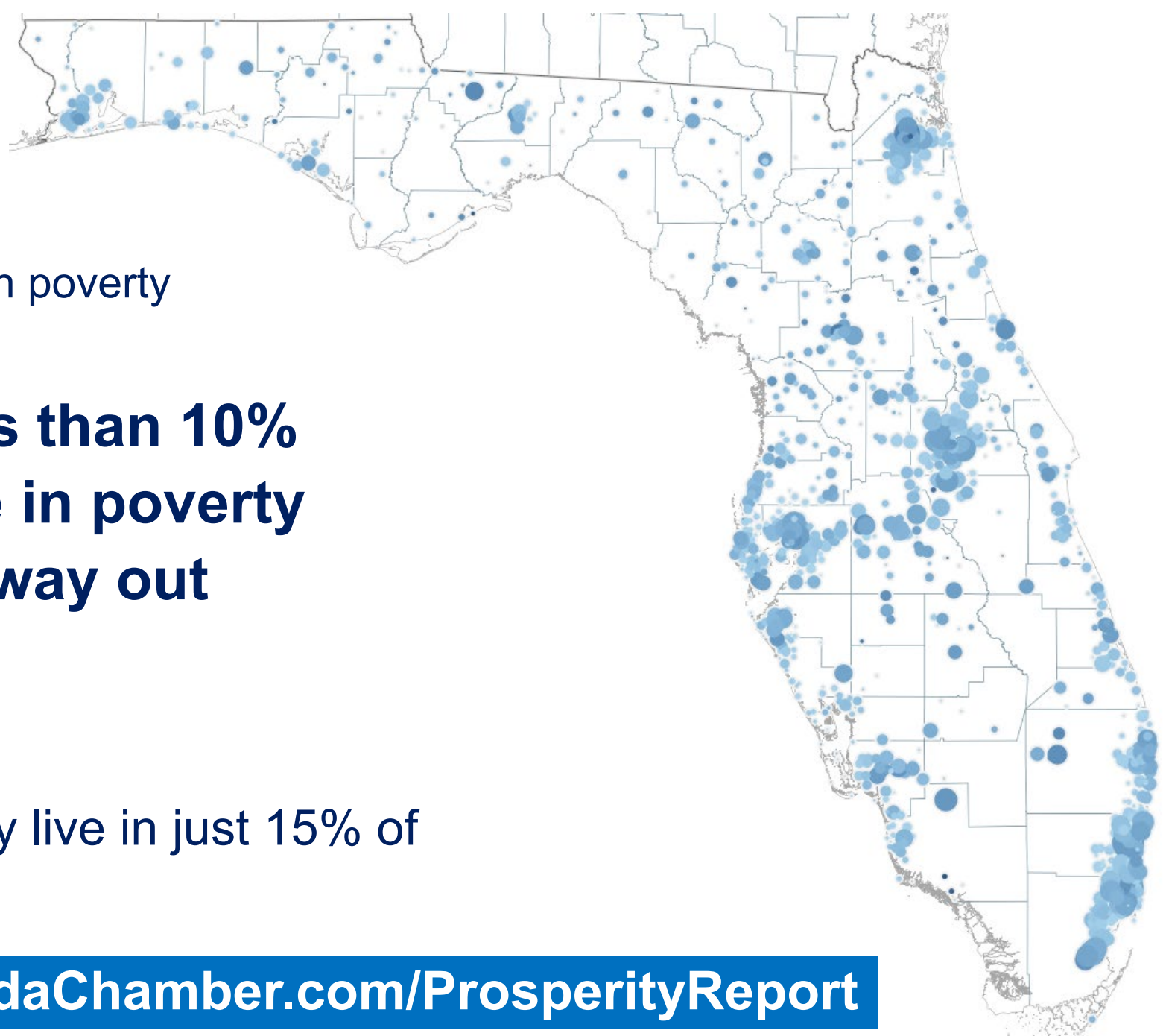
80-84



## Florida's Next 4.5 Million People

- Florida adds **900 new residents** per day
  - 810 come from other states and countries

## Ending Generational Poverty

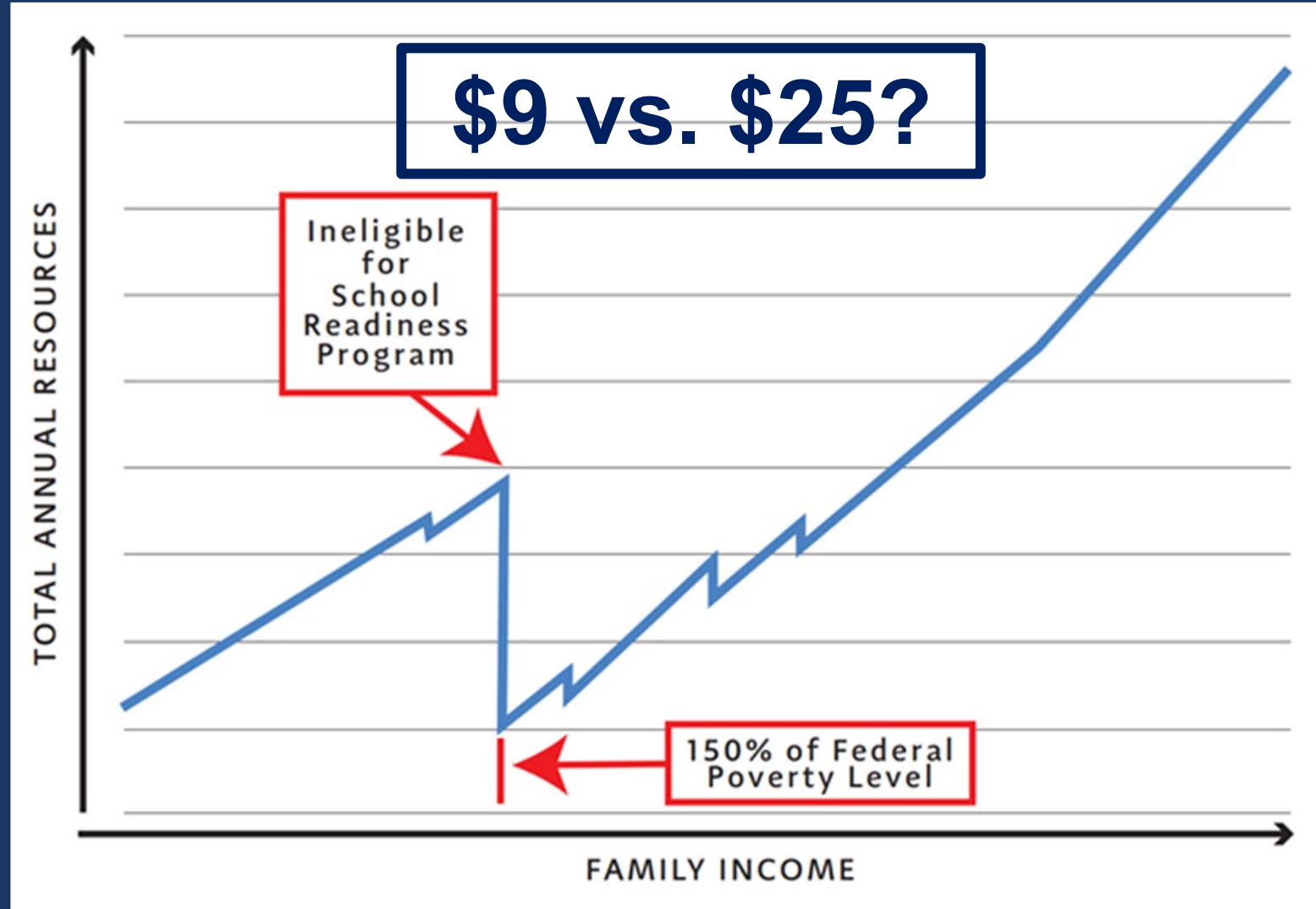


**870,505** kids under-18 living in poverty

**Florida 2030 Goal: Less than 10%  
of Florida children live in poverty  
and 100% have a pathway out**

- Florida has 983 zip codes
- Half of all children in poverty live in just 15% of Florida's zip codes (150)

# Fiscal Cliffs Are Roadblocks to Prosperity



# Paths to Prosperity and 10 Root Causes of Poverty



Job Opportunities  
Education / Training  
Housing  
Transportation  
Health  
Food Security  
Child & Family Care  
Safety  
Justice  
Agency-Community  
Voice



# Florida Prosperity Initiative

## Root Cause

## Leader

# 32304

Job Opportunities  
Education / Training  
Housing  
Transportation  
Health  
Food Security  
Child & Family Care  
Safety  
Justice  
Agency-Community Voice



**Tallahassee  
Community  
College**

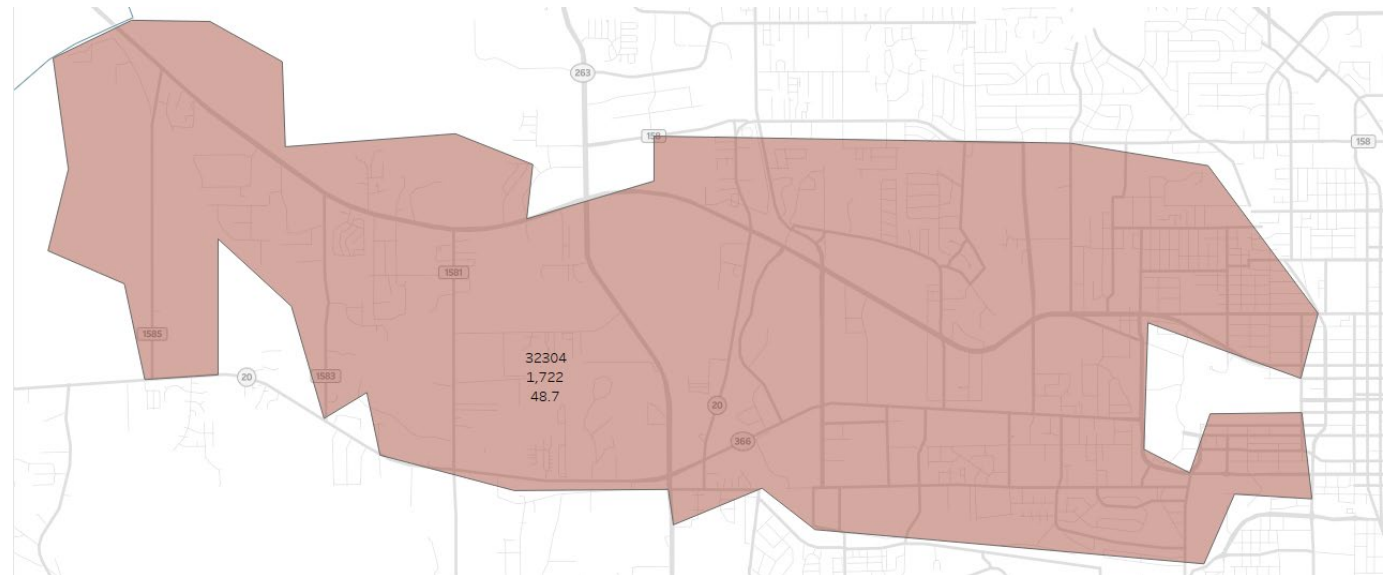
2018 Under-18 Poverty: **1,722**

2017 Under-18 Poverty: **1,785**

Year to Year Change: **-63**

Percent of Under-18 Poverty: **32304 = 48.7%, FL = 21.3%**

Childhood Poverty Rank: **807<sup>th</sup>** Out of 983 Zip Codes



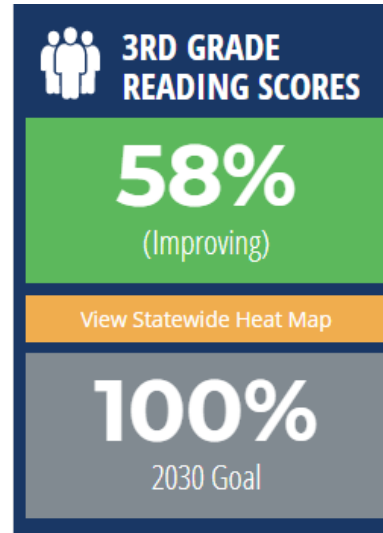
# Improving Florida's Talent Pipeline for a Better Workforce

**Goal:** 100% of  
children are ready  
for kindergarten

**Goal:** 100% of 3<sup>rd</sup>  
graders read at or  
above grade level



The **Children's Movement**  
of Florida



***Florida Chamber  
Business Alliance  
for Early Learning***



TALENT

*Improving Florida's  
talent pipeline for a  
better workforce*



# Can Florida's 3<sup>rd</sup> Graders Read?

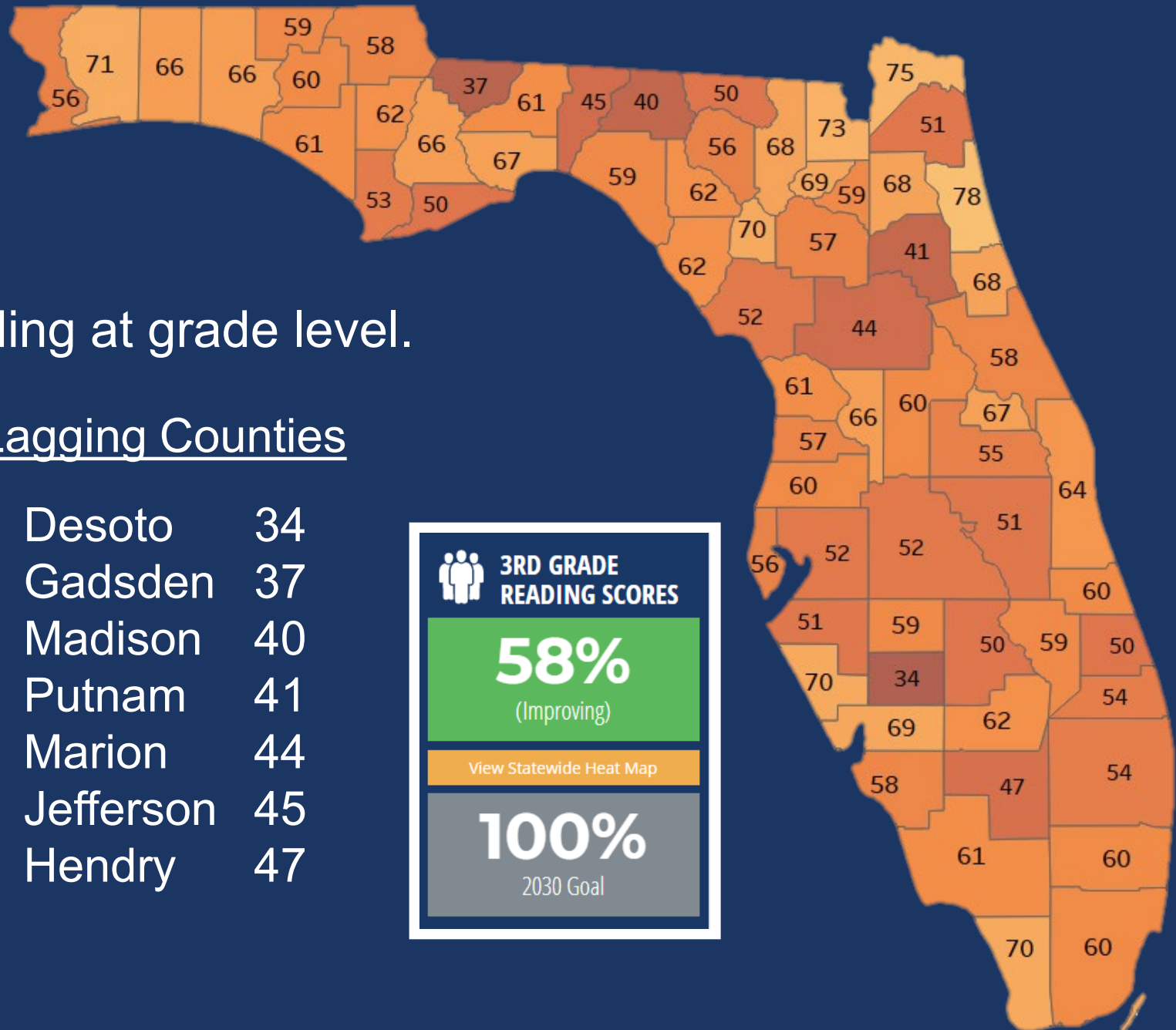
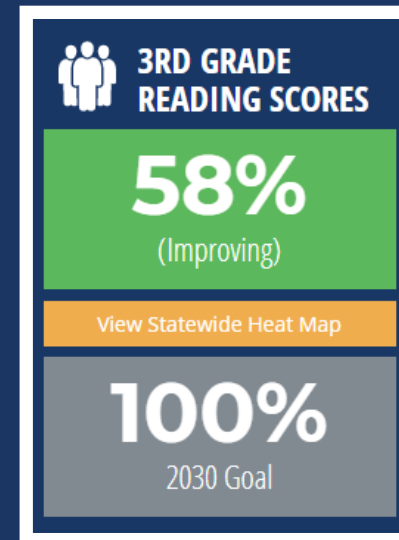
**91,066** 3<sup>rd</sup> graders not reading at grade level.

## Leading Counties

1. St. Johns	78
2. Nassau	75
3. Baker	73
4. Santa Rosa	71
5. Sarasota	70
6. Monroe	70
7. Gilchrist	70

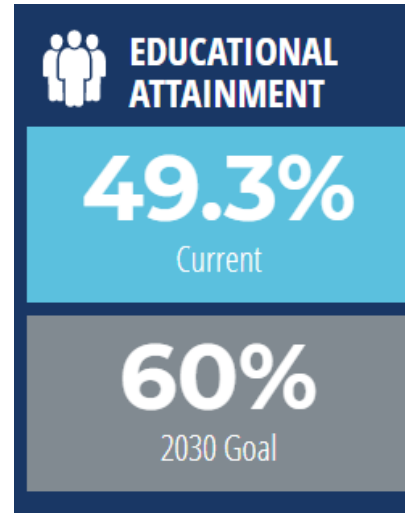
## Lagging Counties

1. Desoto	34
2. Gadsden	37
3. Madison	40
4. Putnam	41
5. Marion	44
6. Jefferson	45
7. Hendry	47



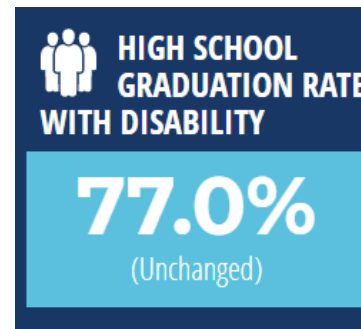
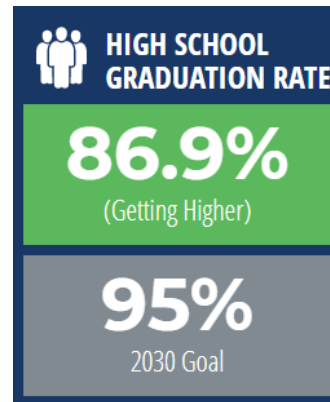
# Improving Florida's Talent Pipeline for a Better Workforce

**Goal:** >60% of Floridians 25-64 have a high-value postsecondary certificate, degree, or training experience



*Florida Partnership for Attainment*

**Goal:** 95% of entering high school students graduate within 4 years



Foundation for  
**Excellence**  
in Education

TALENT

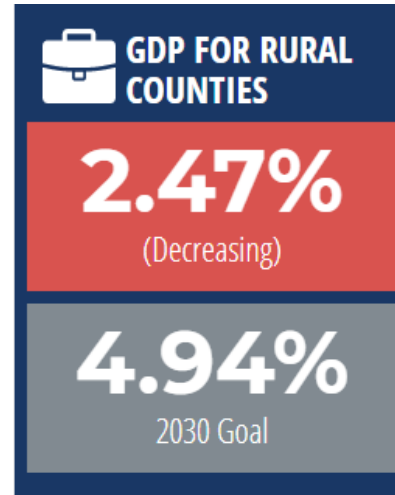
*Improving Florida's talent pipeline for a better workforce*



# Creating Quality Jobs by Diversifying Florida's Economy

**Goal:** Rural county  
share of Florida  
gross domestic  
product doubles

**Goal:** #1 state for  
overseas visitors



# Creating Quality Jobs by Diversifying Florida's Economy

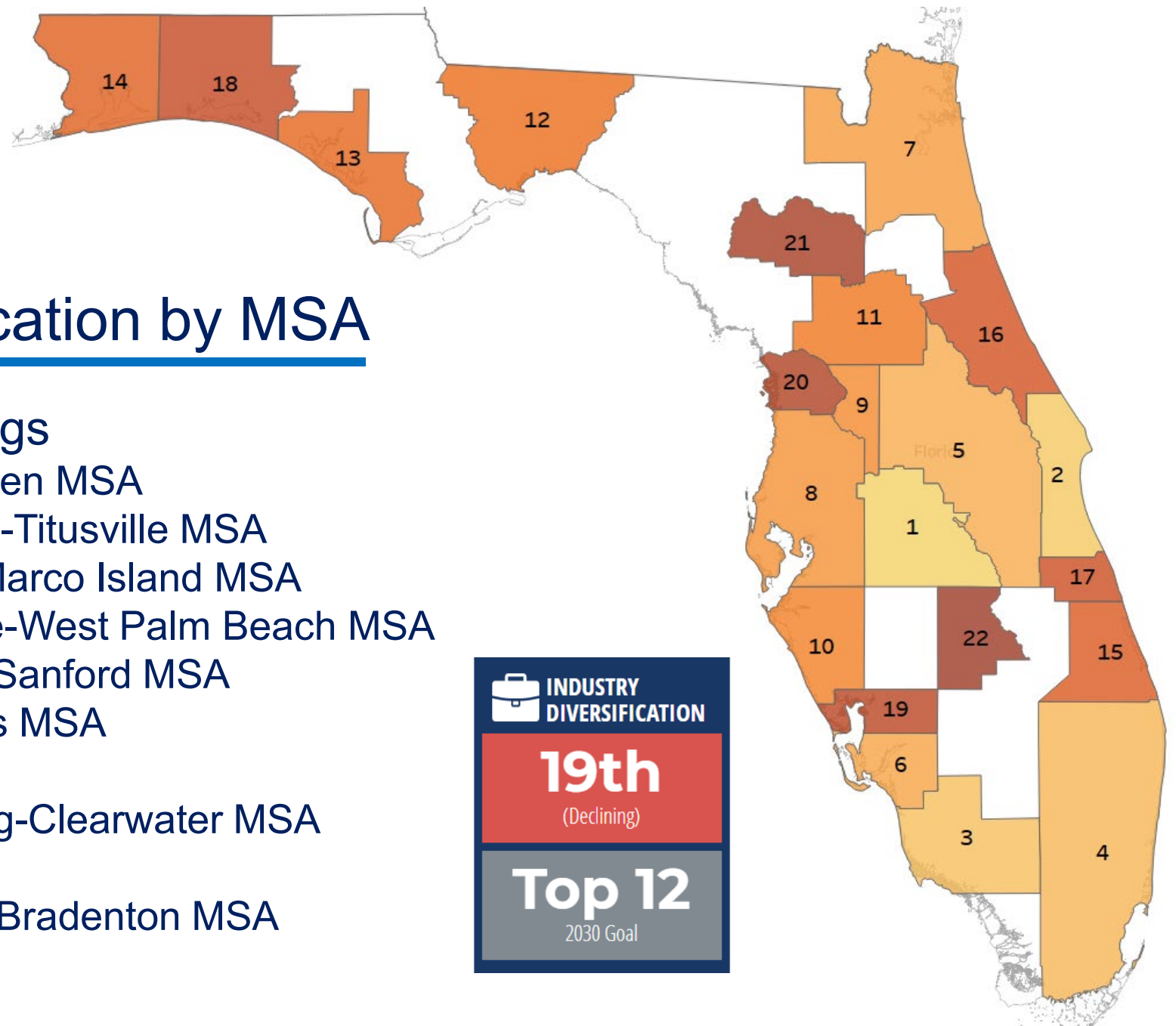
**Goal:** Top quartile  
most diversified  
state economy

**Goal:** Top 5 state  
for manufacturing  
jobs



**FloridaMakes**





## Industry Diversification by MSA

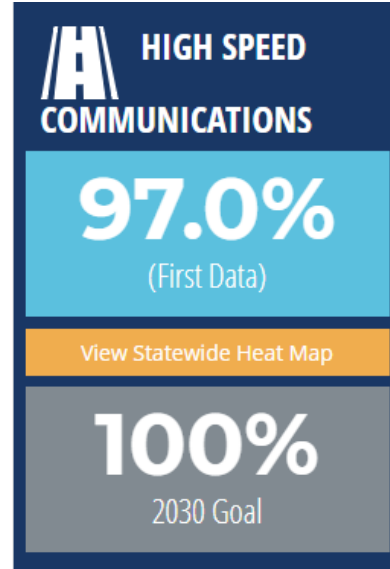
### Diversification Rankings

- #1 Lakeland-Winter Haven MSA
- #2 Palm Bay-Melbourne-Titusville MSA
- #3 Naples-Immokalee-Marco Island MSA
- #4 Miami-Ft. Lauderdale-West Palm Beach MSA
- #5 Orlando-Kissimmee-Sanford MSA
- #6 Cape Coral-Ft. Myers MSA
- #7 Jacksonville MSA
- #8 Tampa-St. Petersburg-Clearwater MSA
- #9 The Villages MSA
- #10 North Port-Sarasota-Bradenton MSA

# Preparing Florida's Infrastructure for Smart Growth and Development

**Goal:** 100% of Florida residents have access to high-speed communications connectivity

**Goal:** World's most capable spaceport; top tier airports, seaports, and surface transportation hubs in U.S.




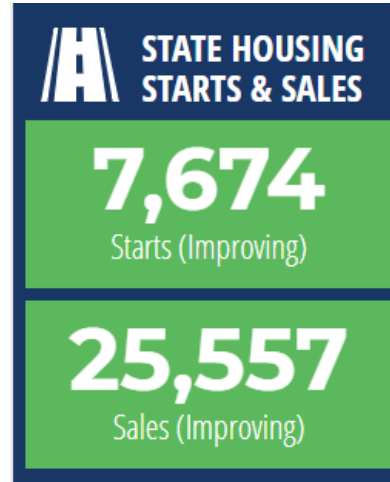
**Florida Chamber  
Infrastructure  
Coalition**





# Preparing Florida's Infrastructure for Smart Growth and Development

**Goal:** Diverse, attainable housing to meet future demand



**Goal:** All major population and economic centers connected to regional, national, and global markets by high-capacity corridors




Preparing Florida's infrastructure for smart growth and development



# Building the Perfect Climate for Business

**Goal: #1 jobs tax climate in the nation**

**Goal: Legal climate improves to top quartile in the nation**



# Building the Perfect Climate for Business



## State Lawsuit Climate Report

2015	2017	2019
#44	#46	#46



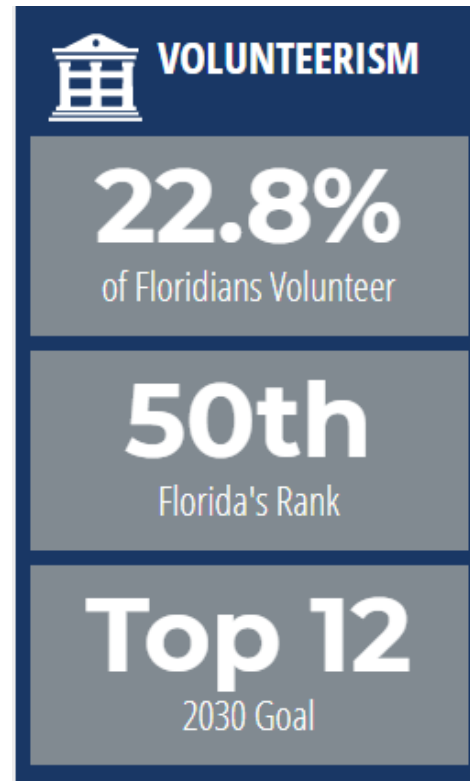
COMPETITIVENESS

*Building the  
perfect climate  
for business*



# Making Government and Civics More Efficient and Effective

**Goal:** Doubling the rate of Floridians who volunteer and participate in civic and public service



**CIVIC AND  
GOVERNANCE**

*Making government  
and civics more  
efficient and effective*





# Making Government and Civics More Efficient and Effective



*MORE VISIBILITY, MORE VOLUNTEERS*

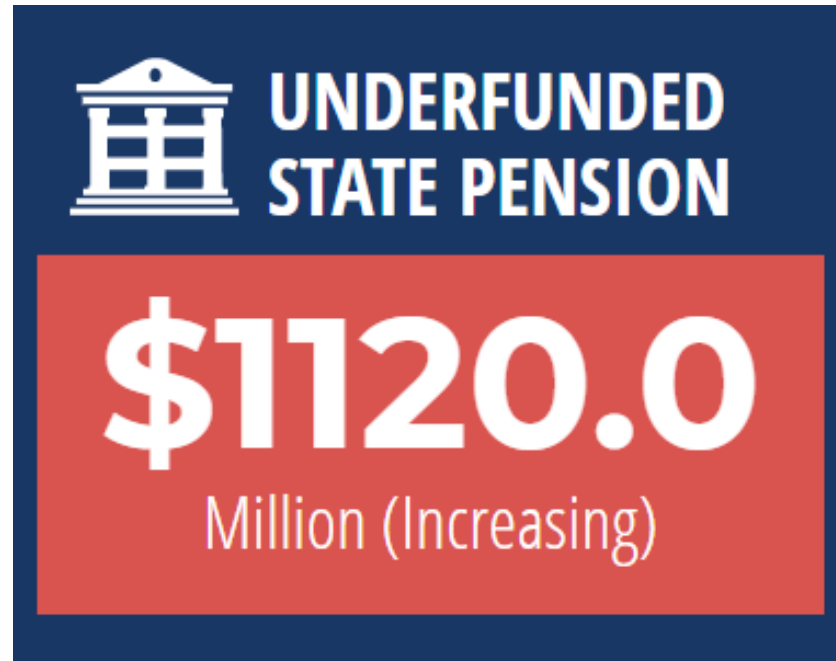


**CIVIC AND  
GOVERNANCE**

*Making government  
and civics more  
efficient and effective*



# Making Government and Civics More Efficient and Effective



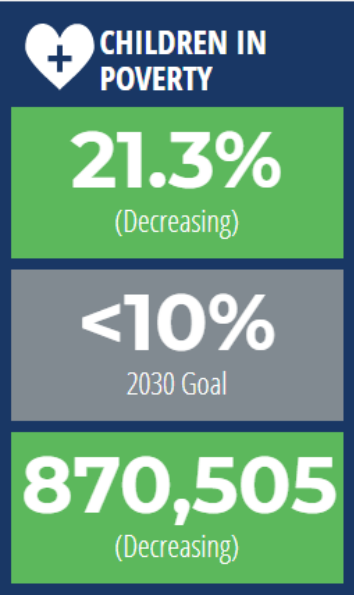
CIVIC AND  
GOVERNANCE

*Making government  
and civics more  
efficient and effective*



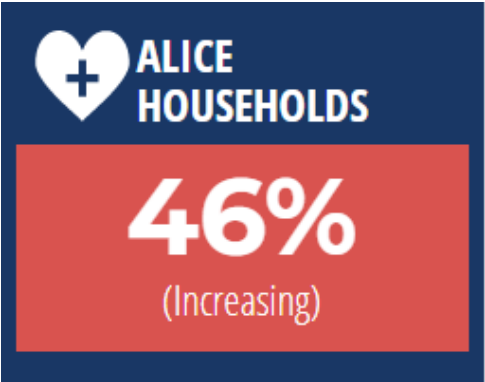
# Championing Florida's Quality of Life

**Goal:** < 10% of Florida children live in poverty and 100% have a pathway out



*Florida Prosperity Initiative*

**Goal:** < 10% of Florida residents live in housing-cost burdened households



QUALITY OF LIFE

*Championing Florida's quality of life*





Creating safer  
schools & workplaces  
in the  
**SUNSHINE STATE**

JOIN US



Institute for a Safer Florida - Join Us



Watch later



Share

*Pulse:* **49 killed**

*Ft. Lauderdale Airport:* **5 killed**

*Orlando:* **5 killed**

*Parkland:* **17 killed**

*Jacksonville Landing:* **2 killed**

*Tallahassee:* **2 killed**

*Sebring:* **5 killed**

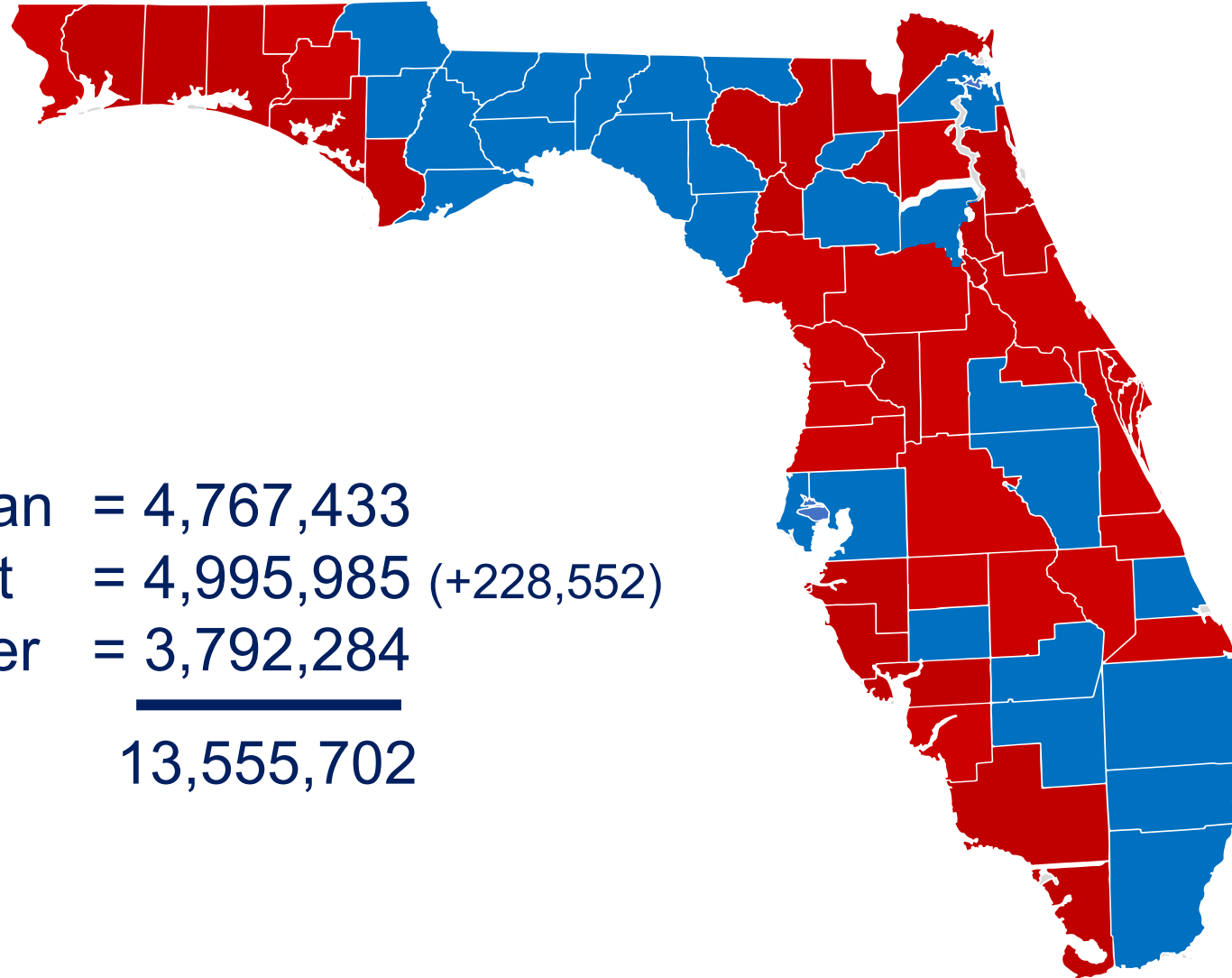
The Marjory Stoneman Douglas High School Public Safety Commission submitted their initial report to the Governor, Speaker of the House of Representatives, and Senate President on January 1, 2019. You can download the full report here. >>



DOWNLOAD

TOTAL VOTER REGISTRATION  
By County (39R, 28D)

---

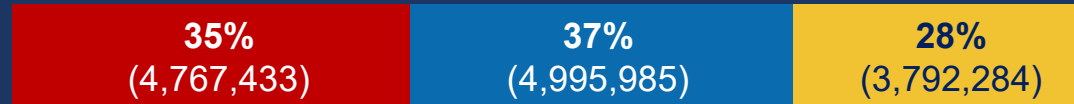


Republican	= 4,767,433
Democrat	= 4,995,985 (+228,552)
NPA/Other	= 3,792,284
	<hr/>
	13,555,702

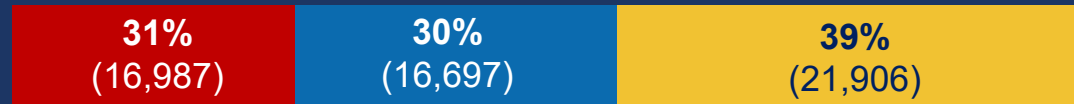


# Registration Comparisons Over Time

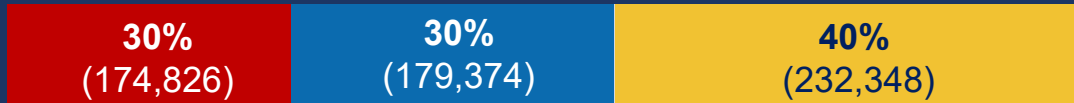
Total State: 13,555,702



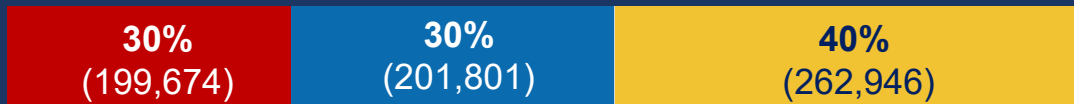
This Month: 55,590



Year to Date: 586,548



Since Last Election: 664,421



■ Republican  
■ Democrat  
■ NPA/Other

# Florida's Governor, Cabinet and Legislative Leaders





# Ron DeSantis Job Approval Among Florida's Voters



Republicans

Democrats

NPAs/Others

Approve: 92  
Disapprove: 4

Approve: 49  
Disapprove: 32

Approve: 64  
Disapprove: 14

# Top Voter Concerns

Statewide	Healthcare	Jobs	Global Warming	Other
	18	12	9	Education 9% Immigration 6%
Men	17	15	10	Immigration 6%
Women	19	8	8	Education 12%
Republicans	12	12	6	Immigration 12%
Democrats	25	12	12	Education 7%
NPA/Other	18	12	8	Education 9%
White	15	10	11	Education 10%
Black	24	14	5	Education 5%
Hispanic	22	13	9	Education 10%


# Constitutional Amendments: By the Numbers

\$49,025,339.98	Total Money Raised
5,009,149	Total Signatures Collected
28	Proposed Amendments Filed
4	Likely
2	Before the Florida Supreme Court
4	Qualified by Signatures
2	Approved for Ballot
1	Denied Ballot



# Ways to Get Involved

1. Email me at [mwilson@flchamber.com](mailto:mwilson@flchamber.com).
2. Register to attend our events at [www.FloridaChamber.com/events](http://www.FloridaChamber.com/events)
3. Become a part of Florida's future by becoming a goal leader and contacting **Donna Wright** at [dwright@flfoundation.org](mailto:dwright@flfoundation.org).



Mark Wilson  
President and CEO  
mwilson@flchamber.com  
850.521.1209



Download this presentation at  
**[www.FloridaChamber.com/LeadershipFLConnect10](http://www.FloridaChamber.com/LeadershipFLConnect10)**