



Uniting Florida's Businesses For Good

Why Making Florida More Competitive Matters

Who We Are: Uniting Businesses For Good

**FLORIDA
CHAMBER**
Foundation

Solutions (Research)



**FLORIDA
CHAMBER**
of Commerce

Results (Lobbying & Grassroots)



**FLORIDA
CHAMBER**
Political Institute

Leadership (Elections)



A man in a suit, Mark Wilson, is speaking at a podium. Behind him is a large presentation board titled "THE FLORIDA CHAMBER OF COMMERCE" and "State of Florida Meeting". The board displays various economic statistics in colored boxes. To the left of the man is a Florida state flag. The background is dark blue.

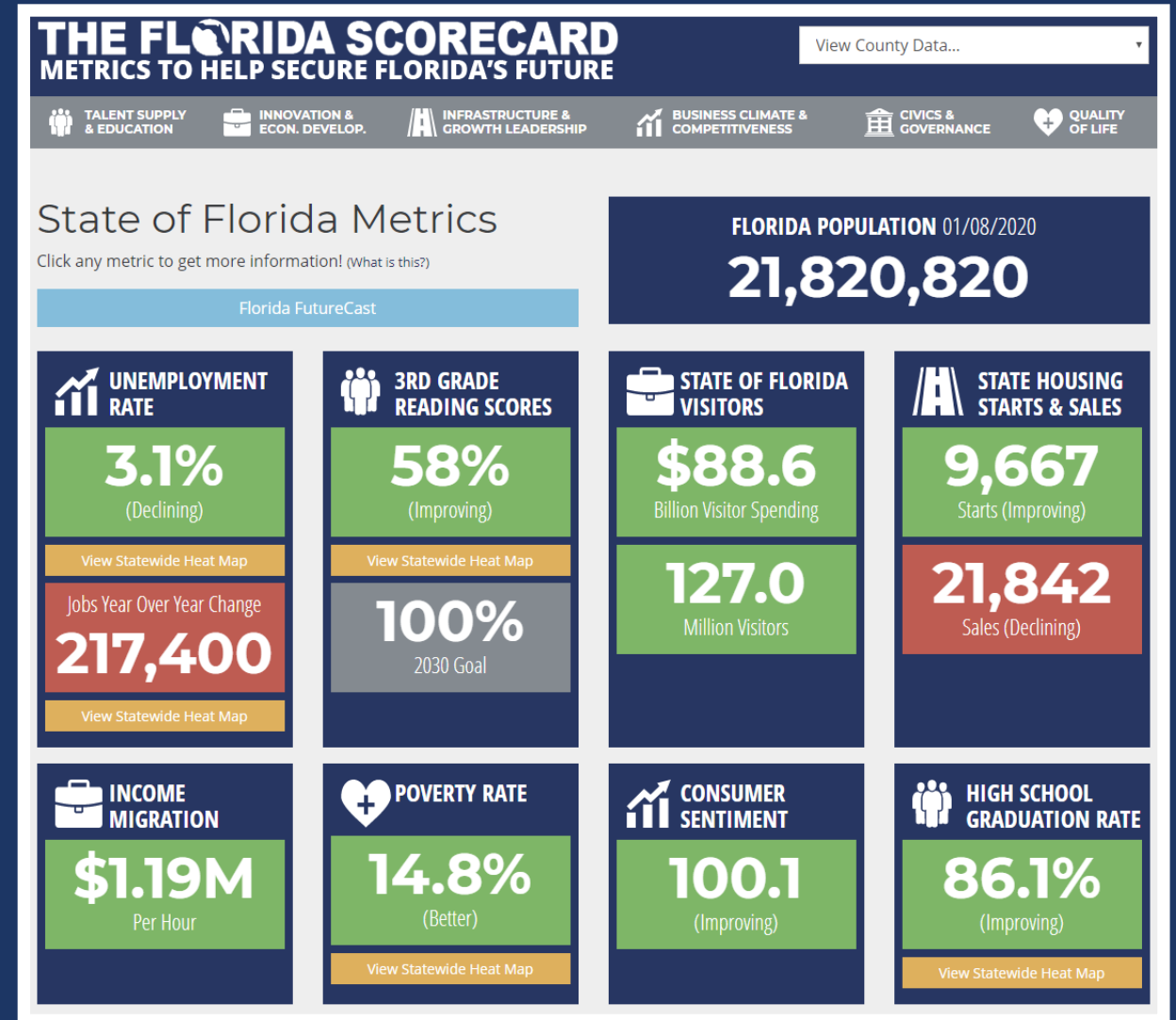
“Florida is changing. Our ECONOMICS, our demographics and our politics are all changing and these changes are both opportunities and challenges.” – Mark Wilson

Download this presentation at
[**www.FloridaChamber.com/FlyInLuncheon**](http://www.FloridaChamber.com/FlyInLuncheon)

Florida's Economy At A Glance

- Florida's Economy \$1 Trillion GDP (17th)
- 21.8 Million Residents
 - 3rd / 26M By 2030 / More Than 900/Day
- 127 Million Visitors In 2018 (+50M by 2030)
- FL outpacing national average in creating jobs
- **FL's Talent Gap:** 284,300 Jobs Looking for People / 323,000 People Looking for Jobs.

www.TheFloridaScorecard.org



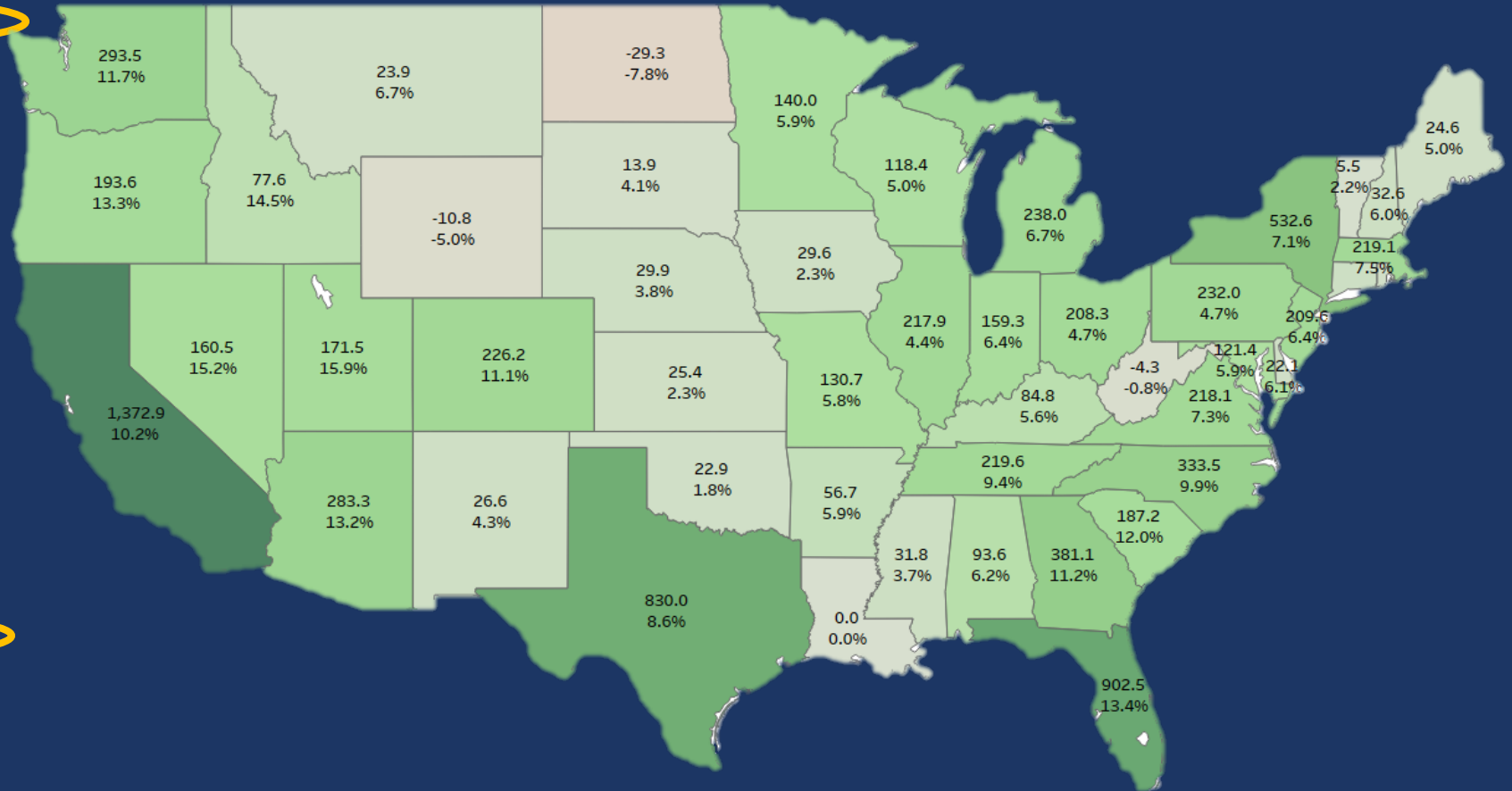
National Job Creation by State: 2014-2018

Top States for Job Creation:

1.	California	1,372,943
2.	Florida	902,546
3.	Texas	829,967
4.	New York	532,572
5.	Georgia	381,051
6.	North Carolina	333,493
7.	Washington	293,545
8.	Arizona	283,305
9.	Michigan	238,047
10.	Pennsylvania	232,049

Top Job Growth Rates:

1.	Utah	15.9%
2.	Nevada	15.2%
3.	Idaho	14.5%
4.	Florida	13.4%
5.	Oregon	13.3%
6.	Arizona	13.2%
7.	S. Carolina	12.0%
8.	Washington	11.7%
9.	Georgia	11.2%
10.	Colorado	11.1%



5 States had zero or negative job growth: Louisiana (0), West Virginia (-4,295), Alaska (-7,255), Wyoming (-10,847), North Dakota (-29,294)

Job Creation within Florida

November 2018 – November 2019

U.S. Growth Rate 1.4%

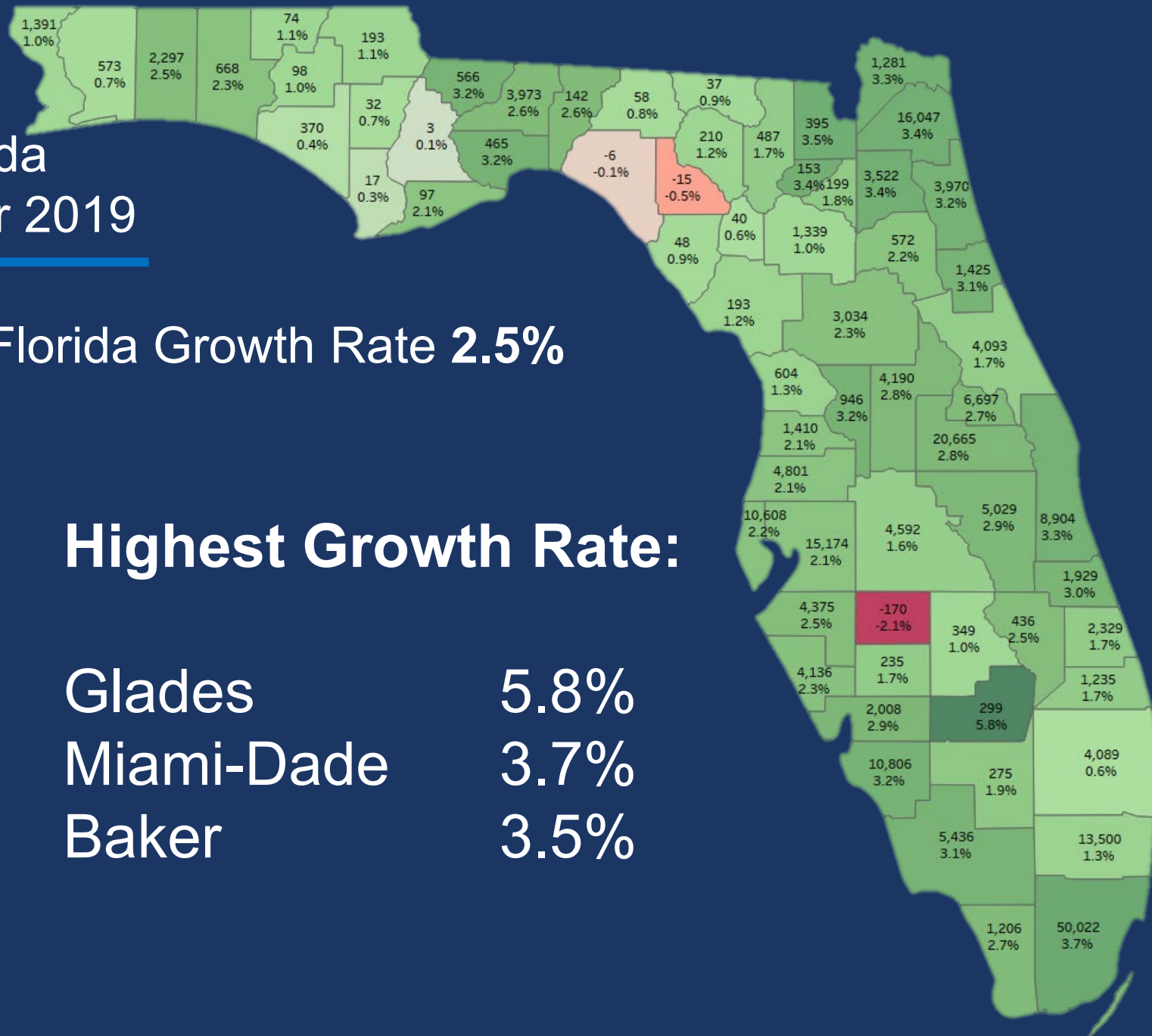
Florida Growth Rate 2.5%


Highest Job Growth:

Miami-Dade	50,022
Orange	20,665
Duval	16,047

Highest Growth Rate:

Glades	5.8%
Miami-Dade	3.7%
Baker	3.5%





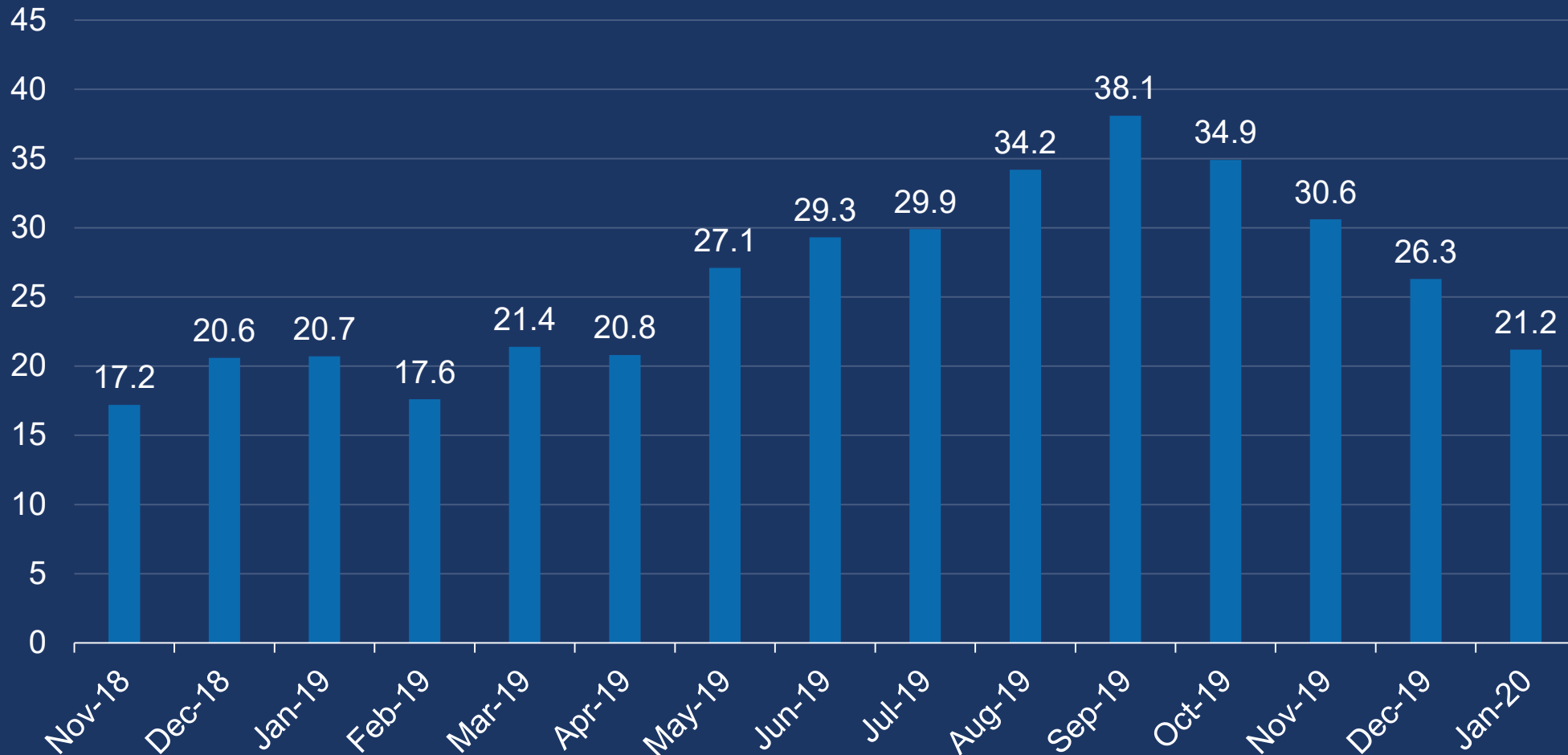
Florida Industry Diversification by MSA

Diversification Rankings

- #1 Lakeland-Winter Haven MSA
- #2 Palm Bay-Melbourne-Titusville MSA
- #3 Naples-Immokalee-Marco Island MSA
- #4 Miami-Ft. Lauderdale-West Palm Beach MSA
- #5 Orlando-Kissimmee-Sanford MSA
- #6 Cape Coral-Ft. Myers MSA
- #7 Jacksonville MSA
- #8 Tampa-St. Petersburg-Clearwater MSA
- #9 The Villages MSA
- #10 North Port-Sarasota-Bradenton MSA

Probability of Florida's Recession

Since November 2018



Florida's Demographics Are Changing

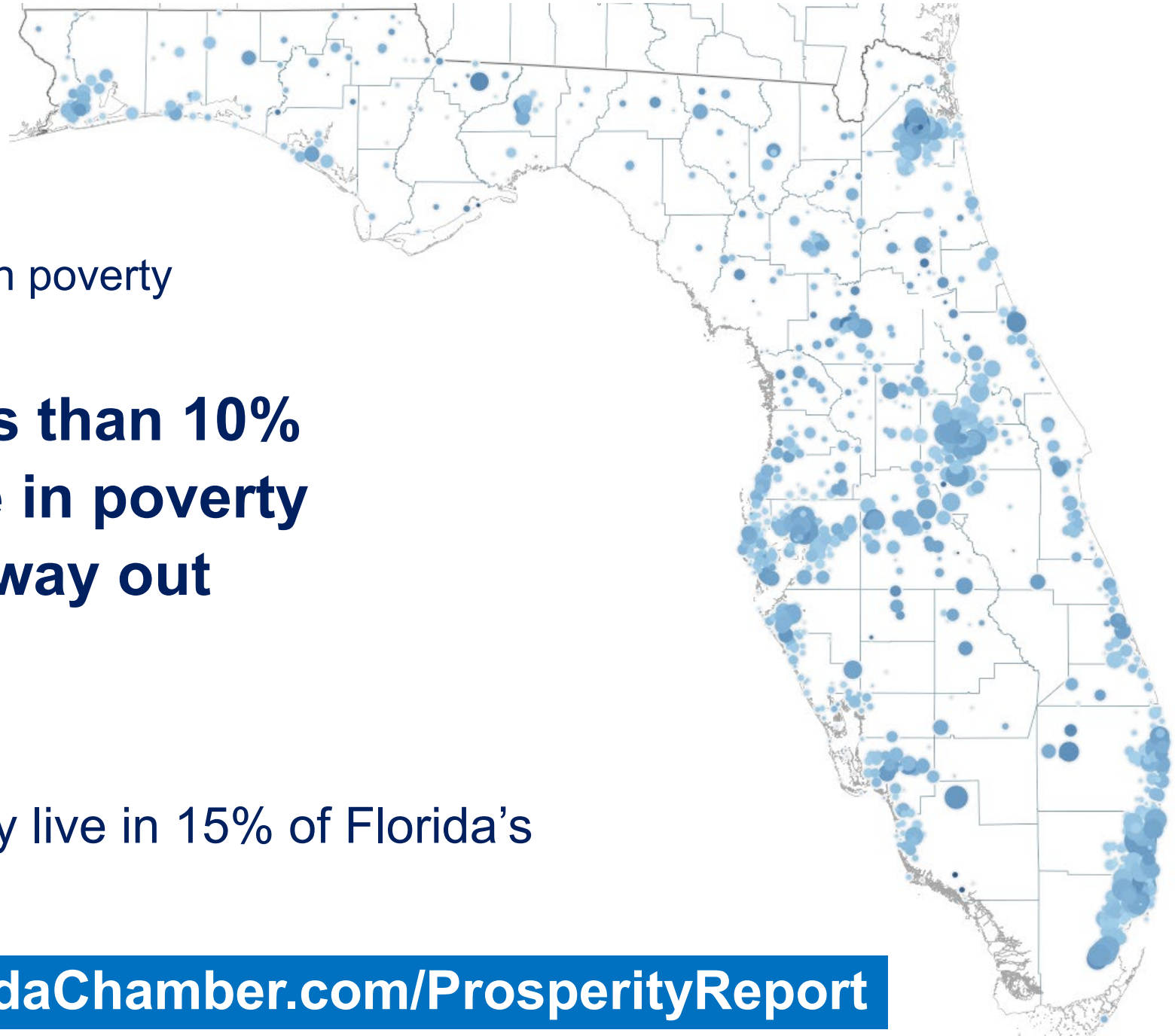
A man in a dark suit and tie is speaking at a podium. Behind him is a large screen displaying a presentation titled 'FLORIDA CHAMBER OF COMMERCE' and 'FLORIDA'S DEMOGRAPHICS ARE CHANGING'. The screen shows various demographic statistics in colored boxes. To the left of the man is a Florida state flag. The background is a blue curtain.

Download this presentation at
www.FloridaChamber.com/FlyInLuncheon

Florida's Next 4.5 Million People

- Florida adds **900 new residents** per day
 - 810 come from other states and countries
- Florida gains **\$1.19M** in income every hour of every day

Ending Generational Poverty



870,505 kids under-18 living in poverty

**Florida 2030 Goal: Less than 10%
of Florida children live in poverty
and 100% have a pathway out**

- Florida has 943 zip codes
- Half of all children in poverty live in 15% of Florida's zip codes (150)

Florida's Next 4.5 Million People

Top 10 Growth in People

1. Miami-Dade	639,060
2. Orange	451,990
3. Hillsborough	412,926
4. Broward	329,843
5. Palm Beach	279,976
6. Duval	225,250
7. Lee	212,763
8. Osceola	178,394
9. Polk	171,439
10. Pasco	129,769

Top 10 Growth in Percent

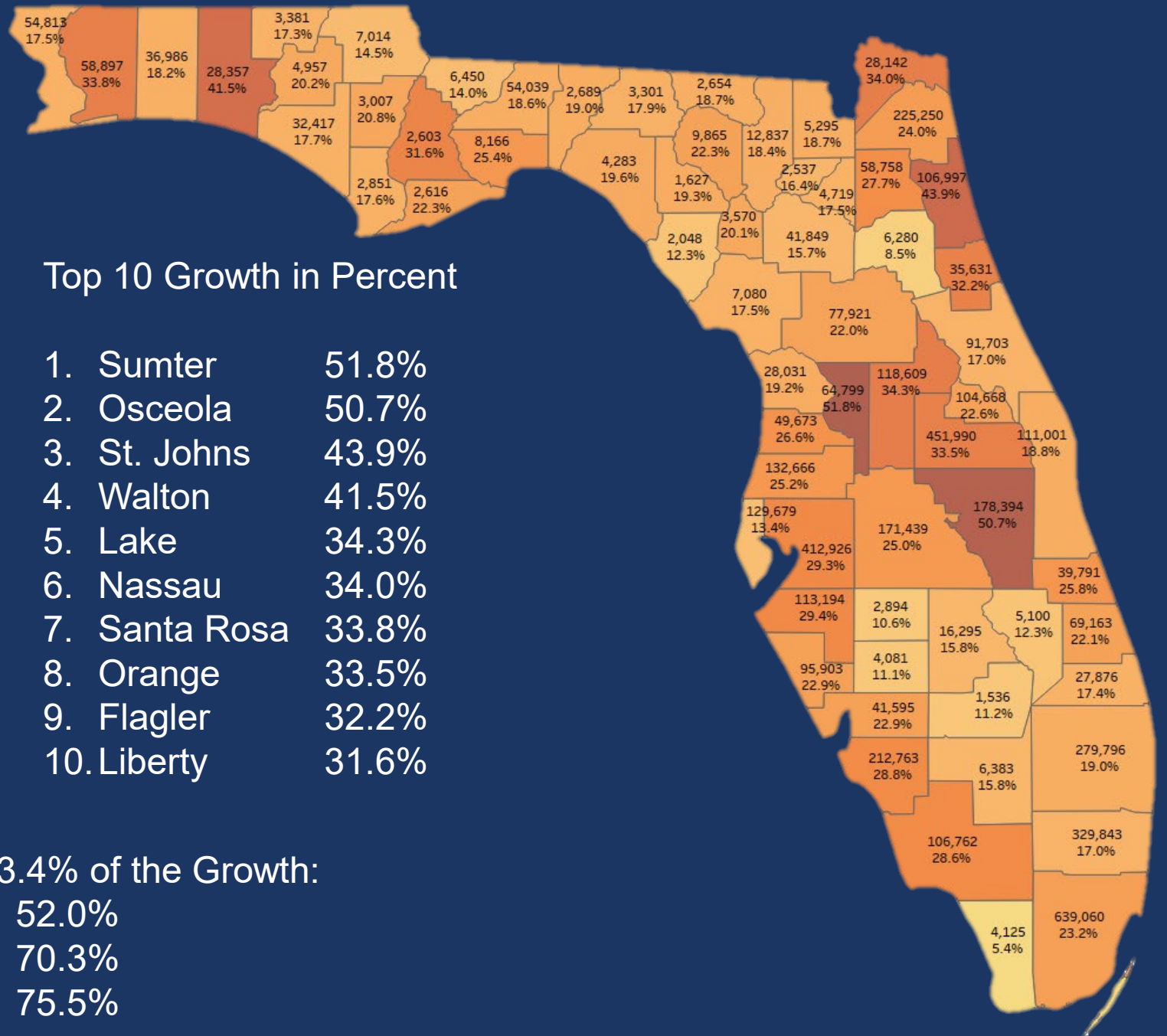
1. Sumter	51.8%
2. Osceola	50.7%
3. St. Johns	43.9%
4. Walton	41.5%
5. Lake	34.3%
6. Nassau	34.0%
7. Santa Rosa	33.8%
8. Orange	33.5%
9. Flagler	32.2%
10. Liberty	31.6%

The top 3 Counties get 33.4% of the Growth:

Top 6: 52.0%

Top 11: 70.3%

Top 13: 75.5%



Florida's Politics Are Changing

A man in a dark suit and tie is speaking at a podium. The podium has a small circular logo that reads "FLORIDA CHAMBER OF COMMERCE". Behind him is a large screen displaying a presentation with various economic statistics. To the left of the screen, a portion of the Florida state flag is visible. The background is a deep blue.

Download this presentation at
www.FloridaChamber.com/FlyInLuncheon

“We won’t get the policies right
until we get the politics right.”

– Will Weatherford

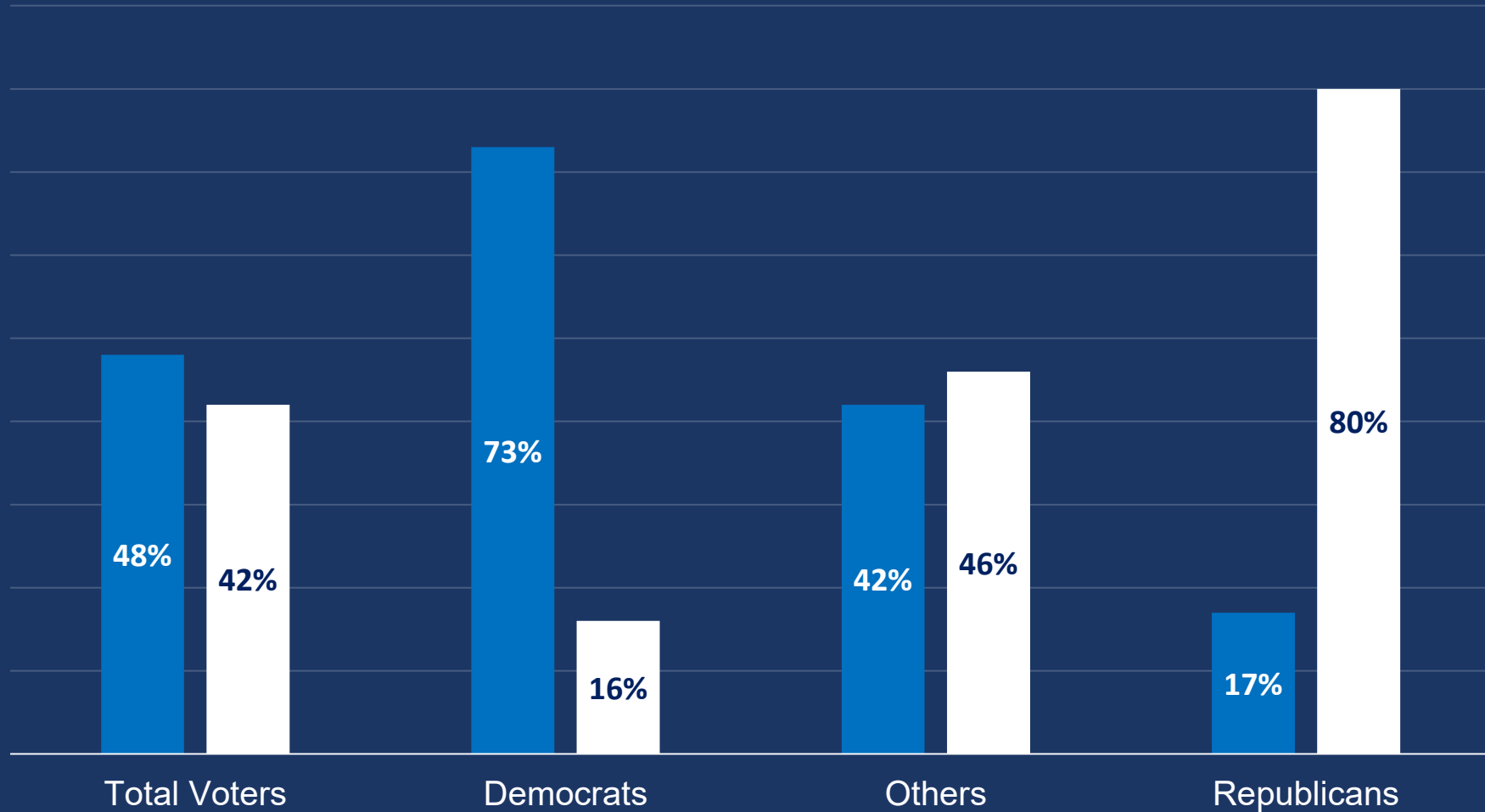


Which is Better? Socialism or Capitalism?

Voters Under 40 | February 2019

 Socialism
and “About
the Same”

 Capitalism



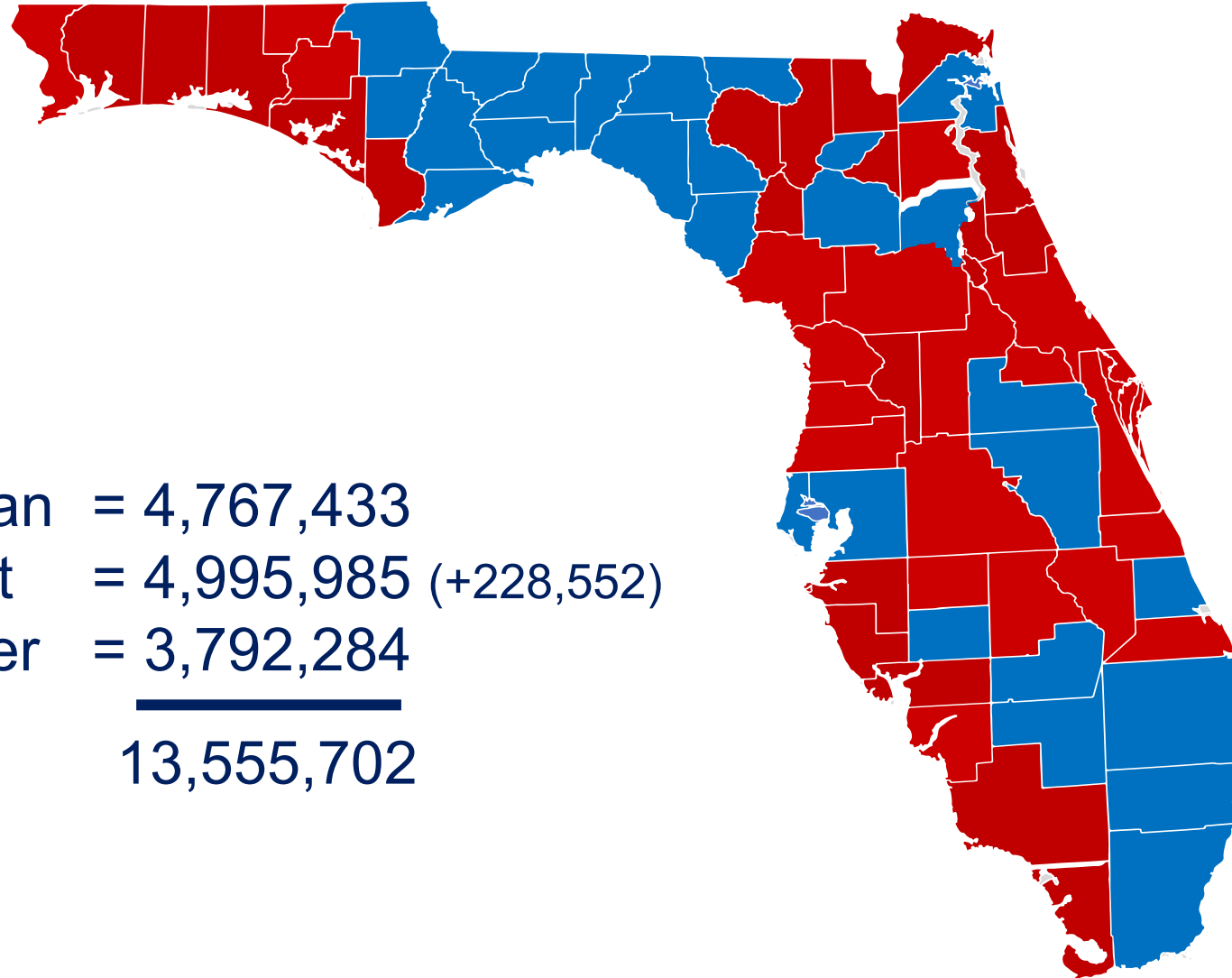
Constitutional Amendments on the Horizon

Others filed:

- Adult Use of Marijuana
- Vote by Internet
- All tolls shall be approved by voters
- All traffic citations must be issued without use of red light cameras or speed cameras
- \$50 Per Hour (wage mandate)
- All traffic citations must be issued without use of red light cameras or speed cameras

Title	Sponsor	Number of Signatures
Citizenship Requirement to Vote	Florida Citizen Voters	928,169
Raising Florida's Minimum Wage	Florida for a Fair Wage	770,115
All Voters Vote in Primary Elections for State Legislature, Governor and Cabinet	All Voters Vote, Inc.	777,003
Allowing Energy Choice	Citizens for Energy Choices	642,115
Ban Assault Weapons	Ban Assault Weapons Now	130,802
Regulate Marijuana Like Alcohol	Sensible Florida, Inc.	92,556
Provide Medicaid Coverage to Low-Income Adults	Florida Decides Healthcare, Inc.	90,393

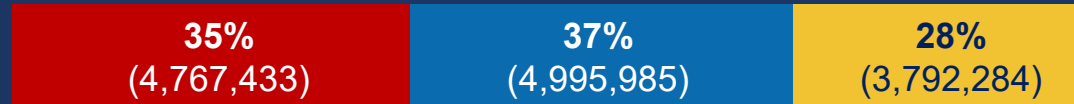
TOTAL VOTER REGISTRATION
By County (39R, 28D)



Republican	= 4,767,433
Democrat	= 4,995,985 (+228,552)
NPA/Other	= 3,792,284
	<hr/>
	13,555,702

Registration Comparisons Over Time

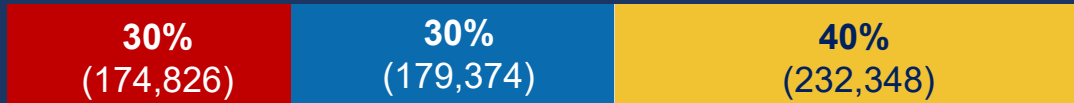
Total State: 13,555,702



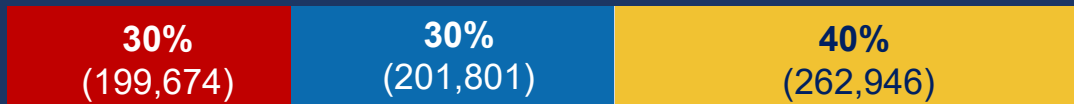
This Month: 55,590



Year to Date: 586,548

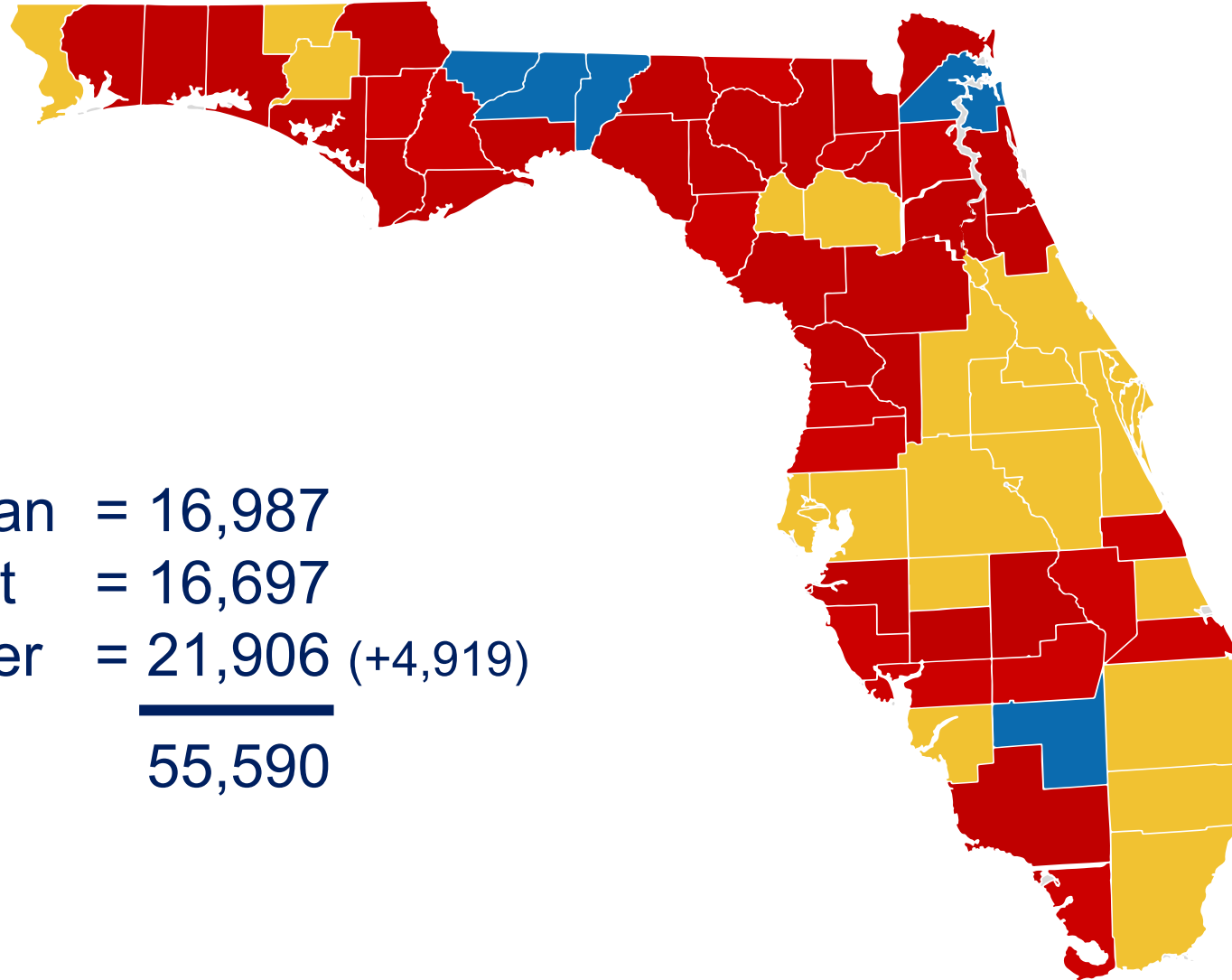


Since Last Election: 664,421



■ Republican
■ Democrat
■ NPA/Other

NOVEMBER NEW VOTERS
By County



Republican	= 16,987
Democrat	= 16,697
NPA/Other	= 21,906 (+4,919)
	<hr/>
	55,590

Top Voter Concerns

Statewide	Healthcare	Jobs	Global Warming	Other
	18	12	9	Education 9% Immigration 6%
Men	17	15	10	Immigration 6%
Women	19	8	8	Education 12%
Republicans	12	12	6	Immigration 12%
Democrats	25	12	12	Education 7%
NPA/Other	18	12	8	Education 9%
White	15	10	11	Education 10%
Black	24	14	5	Education 5%
Hispanic	22	13	9	Education 10%

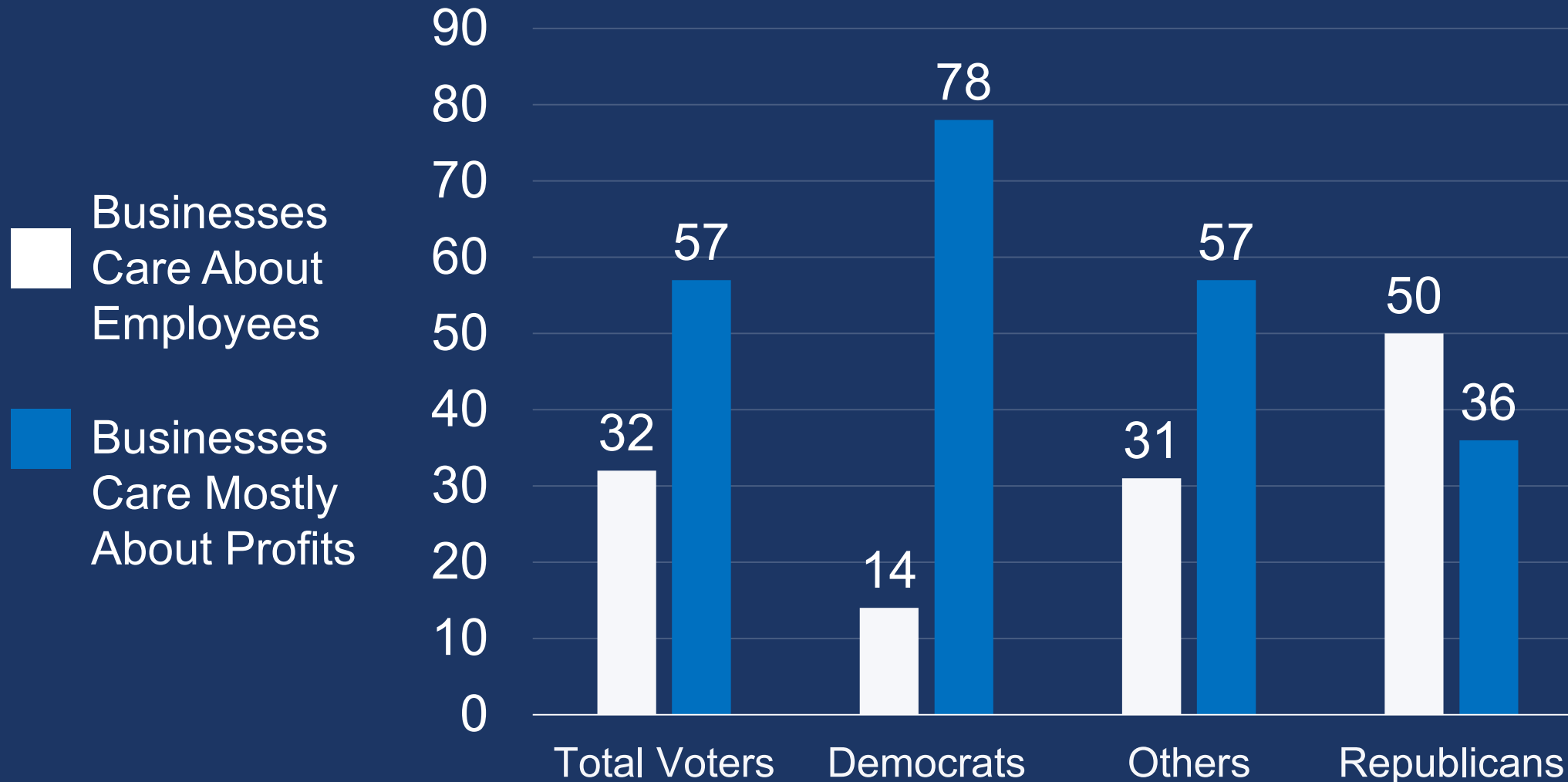
Political Views Impact Policy Decisions

Right Direction vs. Wrong Direction

Statewide	Current 63:24
Jacksonville	62:29
Gainesville	33:25
Tallahassee	72:11
Panama City/Pensacola	59:30
Orlando/Daytona	64:23
Tampa/St. Pete	67:21
Ft. Myers/Naples	63:18
Broward/Miami	60:28
West Palm	64:24

Statewide	Current 63:24
Men	73:17
Women	54:31
Republicans	85:9
Democrats	44:38
Others	57:26
White	69:20
Black	38:38
Hispanic	62:25

What Do You Think Motivates Business In Florida?



What We've Done for Florida Businesses

A man in a dark suit and tie is speaking at a podium. Behind him is a large presentation board with various statistics. To his left is a Florida state flag. The background is a blue wall with a sign that says 'CHAMBER of Florida FORUM'.

Download this presentation at
www.FloridaChamber.com/FlyInLuncheon

Helped Elect Ron DeSantis



"I look forward to working with the Florida Chamber to make Florida the best state in the country for business."

-Governor Ron DeSantis



What We've Done for Florida's Businesses: Started Phasing Out the Business Rent Tax



- Florida is the only state to charge this tax.
- Local Florida businesses pay \$1.7 billion in rent taxes every year.
- What job creators need: **FULL ELIMINATION.**

We're Not Willing to Tax Florida's Future Away

SOUTH FLORIDA
SunSentinel

Low taxes fuel Florida's economic success. Let's keep it that way. |
Opinion

Yet once again, these **job creators are under attack**. They are the “boogie man” for activist journalism which, far too often, **SEEKS TO ADVANCE SOCIALISM OVER FREE ENTERPRISE** — apparently for more clicks, likes and retweets.

Fixing Florida's Bottom Five Legal Climate



STATE LEGAL
CLIMATE RANKING

46th

(Unchanged)

Top 12

2030 Goal

Preparing Florida's Infrastructure for the Future



Tampa Bay Times

FLORIDA POLITICS / THE BUZZ

DeSantis approves Florida toll road projects, overcoming environmental concerns


The signing happened at the Longboat Key Club in Bradenton, where Senate President Bill Galvano was hosting a golf tournament for his late father.

“Galvano was sold on the idea for the roads from the Florida Chamber of Commerce and road builders, which were by far the biggest supporters of the bill.”

Uniting Business For Good

**HELP US
HELP YOU!**

FLORIDA
CHAMBER
of Commerce
Securing Florida's Future



Jim Simpson
jsimpson@flchamber.com
850.521.1258



Download this presentation at
www.FloridaChamber.com/FlyInLuncheon