



**JERRY D.
PARRISH, PH.D.**

**Chief Economist
Florida Chamber Foundation**

jparrish@flfoundation.org
[@DrJerryParrish](https://www.instagram.com/DrJerryParrish)

www.theFloridaScorecard.org

Thousands of data points

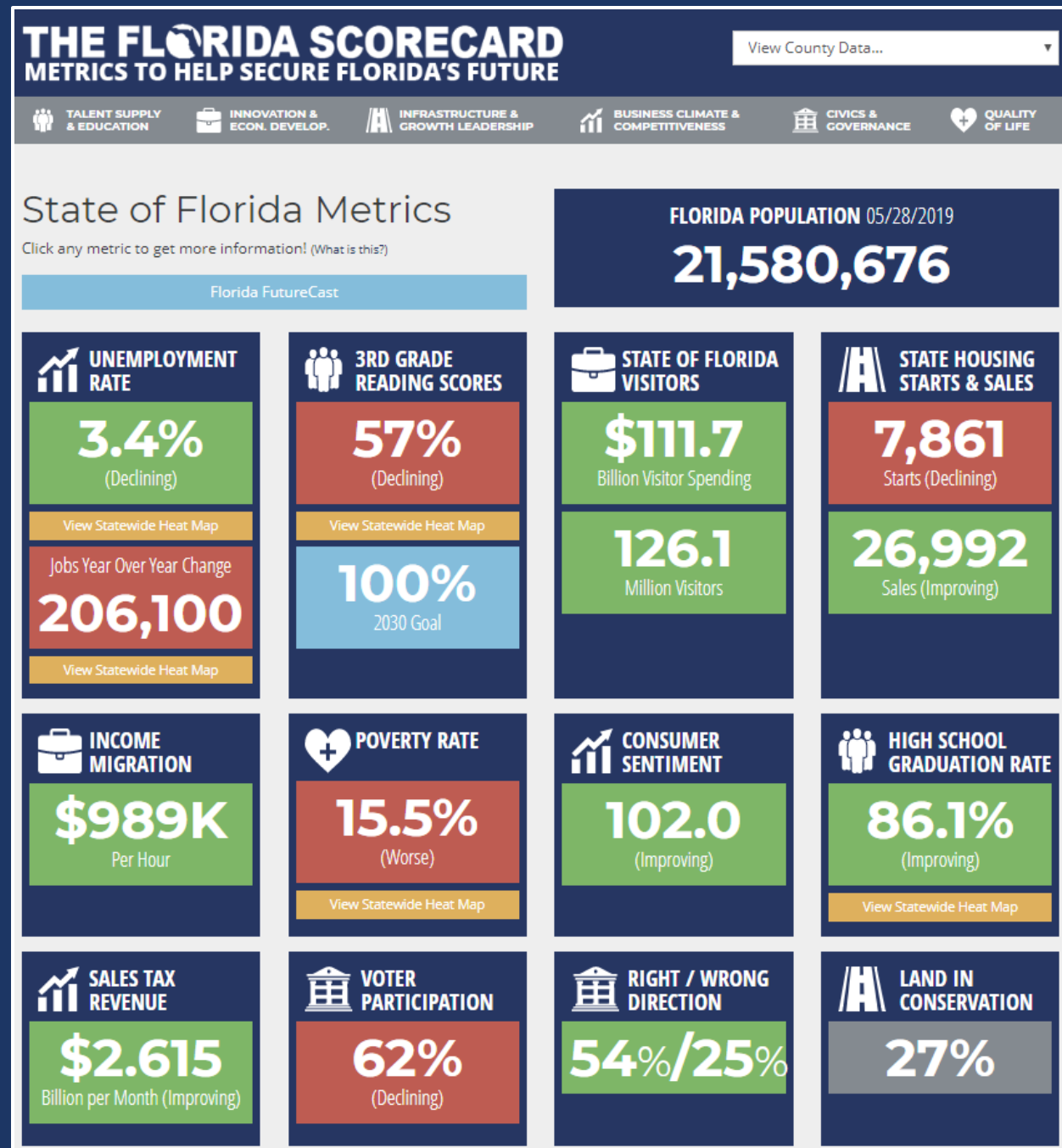
State and County Level data

Live population counter

Downloadable Charts

Data is downloadable

Links to data sources






1 PLAN
3 GOALS
6 PILLARS

for Florida 2030



1 STEERING COMMITTEE
6 ADVISORY COMMITTEES
155+ PARTNERS & LEADERS

weighing in on Florida's future



10,000+ FLORIDIANS
engaged through
83 TOWN HALLS
covering all
67 COUNTIES

Coordinates



Help secure Florida's future at
Florida2030.org

Track Florida's progress at
TheFloridaScorecard.org

Improving Florida's talent pipeline for a better workforce

>**80%** of Florida's workforce has
essential **employability skills**

>**60%** of Floridians 25-64 have
a high-value **postsecondary
certificate, degree, or
training experience**

95% of entering **high school
students graduate within 4 years**

100% of Florida **8th graders
read & perform math at or above
grade level**

100% of Florida **3rd graders
read at or above grade level**

100% of children are
ready for kindergarten

Creating good jobs by diversifying Florida's economy

Top state for **gross domestic product**
and **top quartile most diversified
state economy**

#1 state for **overseas visitors**

Goods exports **double** and
services exports **triple**

Top 5 state for **manufacturing jobs**

Top 3 state for **technology jobs**

#1 state for **business startups**

Top 3 state for **venture
capital investments**

Top 3 state for **research and
development funding** and
patents issued

Rural county share of Florida gross
domestic product **doubles**

Preparing Florida's infrastructure for smart growth and development

Diverse, attainable housing
to meet future demand

Every resident has access to **public
and private mobility services**

**All major population and economic
centers connected** to regional,
national, and global markets by
high-capacity corridors

World's **most capable spaceport; top-
tier airports, seaports, and surface
transportation hubs** in U.S.

100% of Florida residents have
access to **high-speed
communications connectivity**

**Diverse and reliable energy, water,
and waste management resources** to
meet future demand

All Florida residents protected
by **resiliency plans**

Building the perfect climate for business

Actuarially sound **property
insurance** rates based on
actual risk and competition

#1 business tax climate in the nation

**Regulatory, labor, and operating risk
environments** rated among
top 5 in the nation

**Environmental permitting and
local land use** processes rated
among **top quartile in the nation**

Occupational licensing laws
rated among **top 5 in the nation**

Legal climate improves to
top quartile in the nation

Making government and civics more efficient and effective

100% of **state agencies**
aligned with Florida 2030 goals

100% of **regional economic
development plans** aligned with
Florida 2030 goals

100% of Florida residents covered
by **regional visioning processes**

Increased size and impact
of **nonprofit and philanthropic sectors**

Doubling the rate of Floridians
who **volunteer and participate
in civic and public service**, moving us
from the bottom to the **top quartile**

Championing Florida's quality of life

Top 5 state for **overall well being**
Florida's brand and reputation as
**best place to live, work, raise a
family, visit, learn, play, relocate, and
compete** remains **top in the nation**

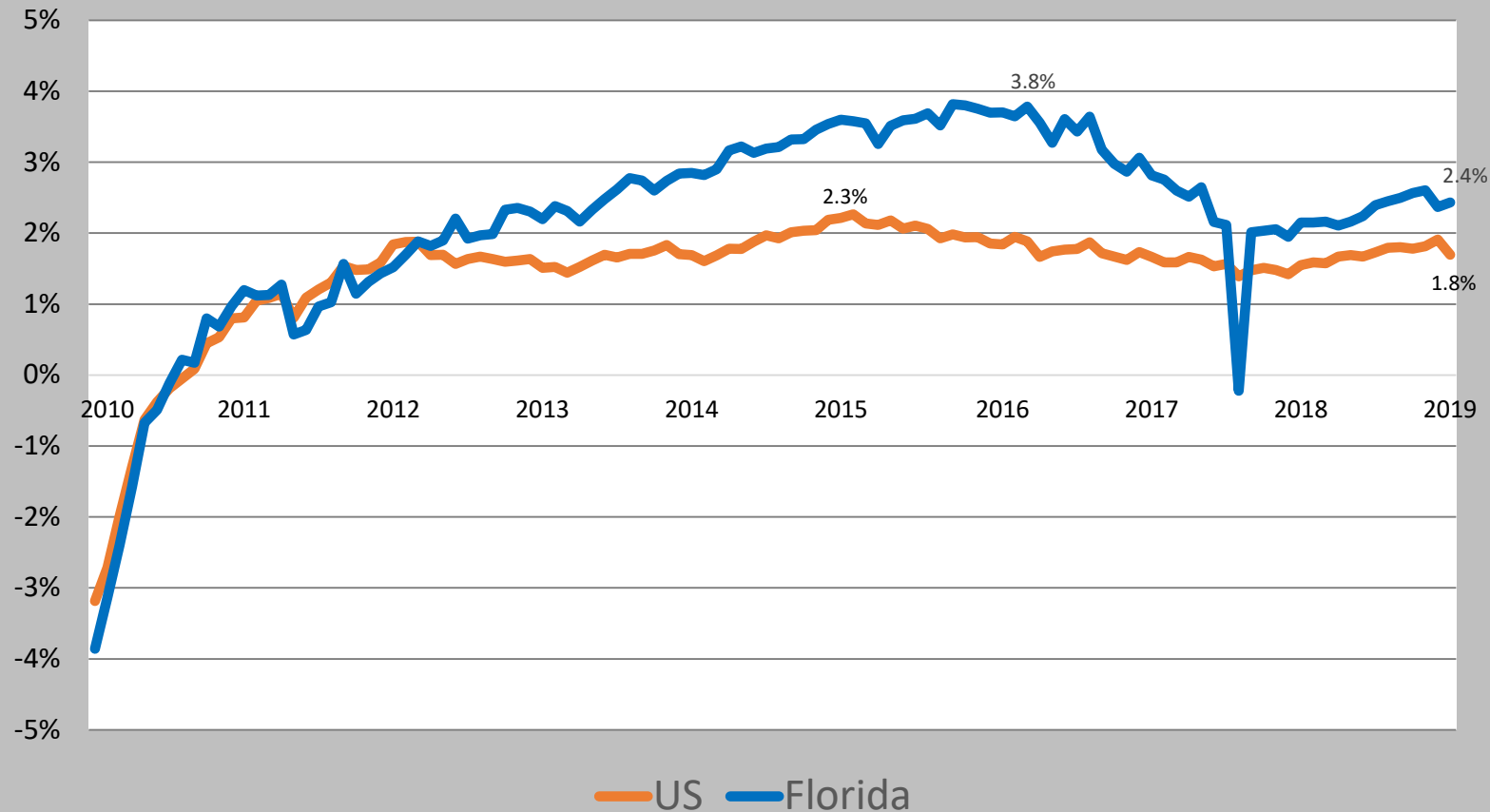
<**10%** of Florida children
live in poverty and
100% have a **pathway out**

< **10%** of Florida residents live in
housing-cost burdened households

Crime rates rank among the
lowest 10 states

Florida **protects and enhances** the
value of its **arts, culture, heritage,
and sense of place**

Job Growth Rates - Florida versus U.S.



Industry	Jobs – April 2018 thru April 2019	Percent Growth
Education & Health Services	46,800	3.6%
Professional & Business Services	42,700	3.1%
Leisure & Hospitality	32,000	2.6%
Trade, Transportation & Utilities	24,600	1.4%
Construction	22,600	4.2%
Financial Activities	18,800	3.3%
Manufacturing	10,300	2.8%

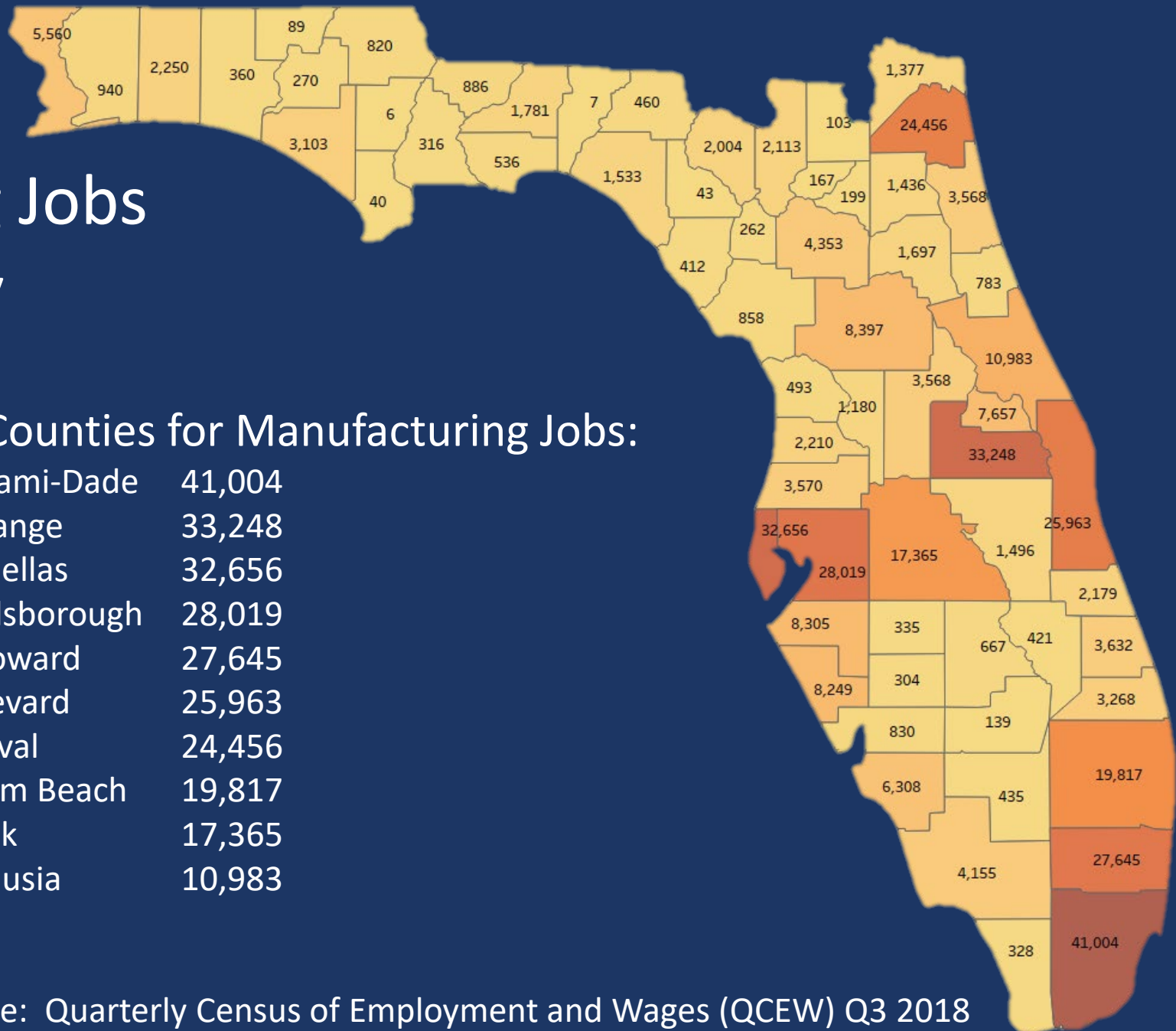
Florida Facts about Manufacturing

- Florida added 28,270 manufacturing jobs over the past 3 years
- Florida grew manufacturing jobs over past 3 years at 2.8 times the U.S. rate (8.2% versus 2.9%) - Florida is #3, behind only Idaho and Nevada
- Florida's Total Quarterly wages grew at 16.5 percent over the past 3 years, compared to 10.0 percent for U.S.
- Average Florida manufacturing weekly wage grew at higher than the U.S. rate – now Florida's average weekly wage for manufacturing is \$1,137 according to the Quarterly Census of Employment & Wages (QCEW)

Manufacturing Jobs by County

Top Counties for Manufacturing Jobs:

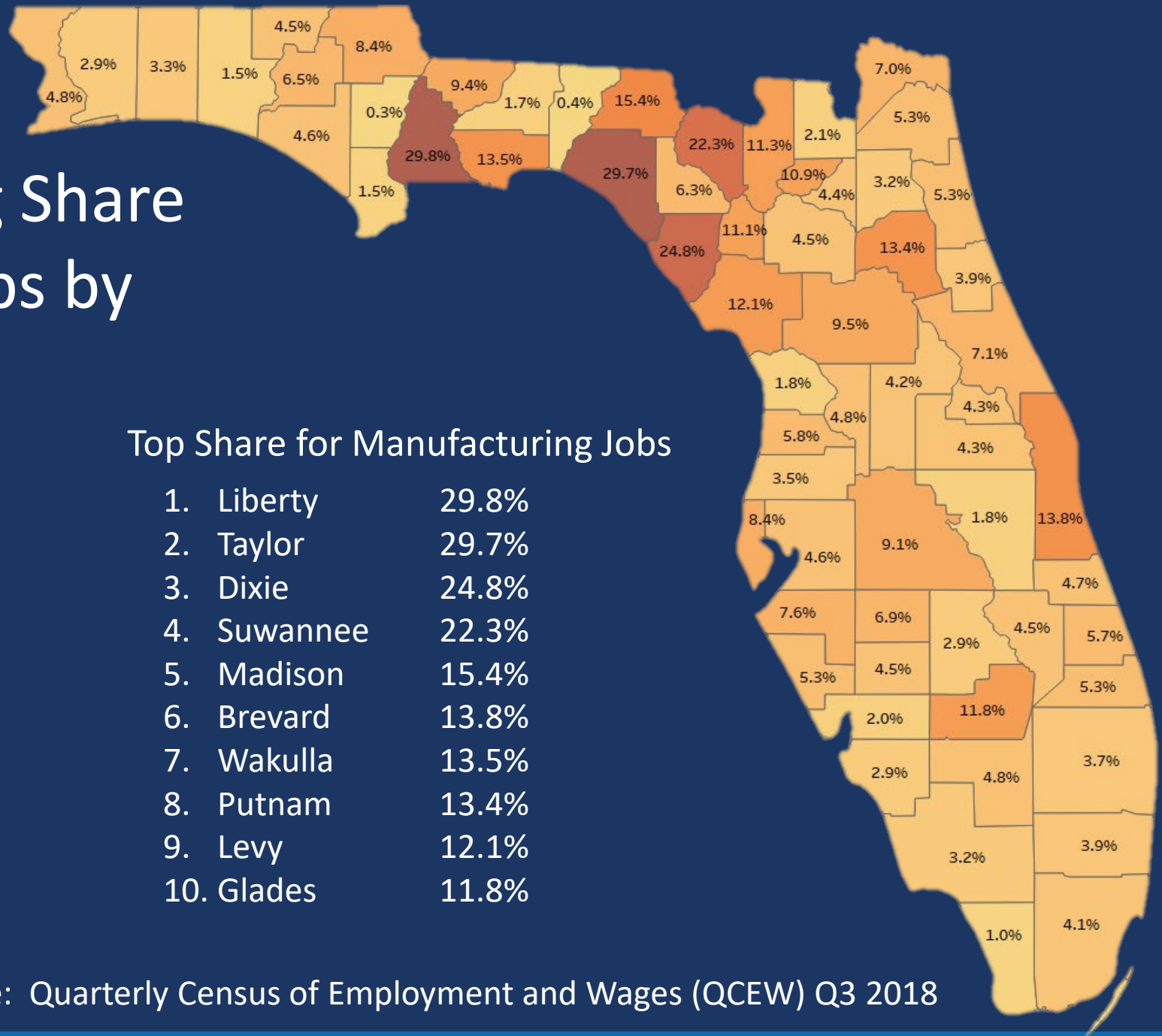
1.	Miami-Dade	41,004
2.	Orange	33,248
3.	Pinellas	32,656
4.	Hillsborough	28,019
5.	Broward	27,645
6.	Brevard	25,963
7.	Duval	24,456
8.	Palm Beach	19,817
9.	Polk	17,365
10.	Volusia	10,983



Manufacturing Share of Private Jobs by County

Top Share for Manufacturing Jobs

1.	Liberty	29.8%
2.	Taylor	29.7%
3.	Dixie	24.8%
4.	Suwannee	22.3%
5.	Madison	15.4%
6.	Brevard	13.8%
7.	Wakulla	13.5%
8.	Putnam	13.4%
9.	Levy	12.1%
10.	Glades	11.8%



Top Counties for Manufacturing Job Growth

1. Brevard	4,943
2. Orange	4,121
3. Hillsborough	2,910
4. Palm Beach	2,889
5. Miami-Dade	1,807
6. Pinellas	1,446
7. Volusia	1,219
8. Polk	951
9. Lee	886
10. Marion	798

Counties lost manufacturing jobs over the last 3 years

Quarterly Census of Employment and Wages (QCEW)

1.	Brevard	4,943
2.	Orange	4,121
3.	Hillsborough	2,910
4.	Palm Beach	2,889
5.	Miami-Dade	1,807
6.	Pinellas	1,446
7.	Volusia	1,219
8.	Polk	951
9.	Lee	886
10.	Marion	798

Data Source: Quarterly Census of Employment and Wages (QCEW)



FLORIDA: MADE FOR TRADE

Florida Trade and Logistics Study 2.0



**Bank of America
Merrill Lynch**

Presenting Sponsor

**FLORIDA
CHAMBER**
Foundation
SECURING FLORIDA'S FUTURE
FloridaChamber.com

**FLORIDA
CHAMBER**
Foundation

FLORIDA JOBS 2030

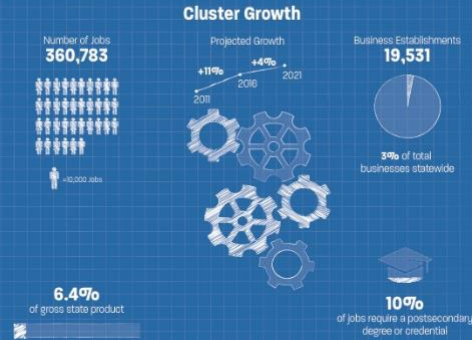
A Cornerstone
Series Report For
the Florida 2030
Initiative



**FLORIDA
CHAMBER**
Foundation

SECURING FLORIDA'S FUTURE
flfoundation.org

Manufacturing

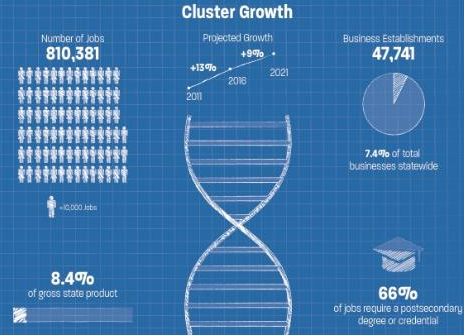


Largest Sub-Clusters

with projected growth through 2021



Health Care and Life Sciences

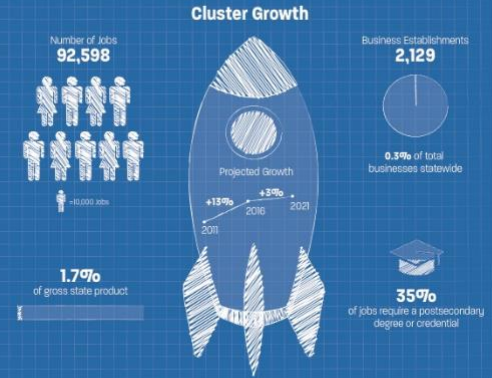


Largest Sub-Clusters

with projected growth through 2021



Aerospace & Aviation

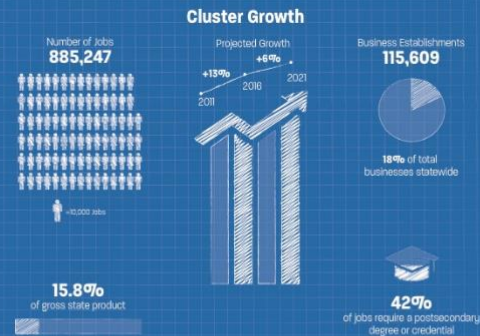


Largest Sub-Clusters

with projected growth through 2021



Finance and Professional Services

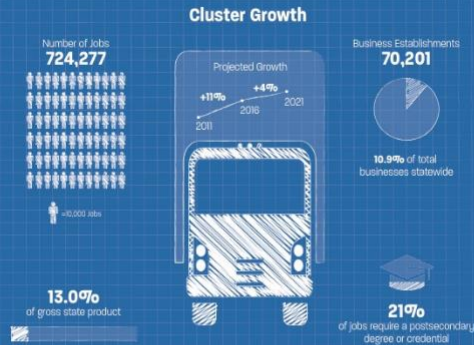


Largest Sub-Clusters

with projected growth through 2021




Logistics and Distribution



Largest Sub-Clusters

with projected growth through 2021



	Country	2017 GDP in Billions \$USD	Population 2017 estimated	Per-capita GDP	Multiple of Florida Population
Rank					
1	United States	19,391	326,625,791	59,366	15.57
2	China	12,015	1,379,302,771	8,711	65.73
3	Japan	4,872	126,451,398	38,530	6.03
4	Germany	3,685	80,594,017	45,721	3.84
5	United Kingdom	2,625	65,648,100	39,979	3.13
6	India	2,611	1,281,935,911	2,037	61.09
7	France	2,584	67,106,161	38,500	3.2
8	Brazil	2,055	207,353,391	9,910	9.88
9	Italy	1,938	62,137,802	31,187	2.96
10	Canada	1,652	32,623,680	50,651	1.55
11	South Korea	1,538	51,181,299	30,051	2.44
12	Russian Federation	1,528	142,257,519	10,737	6.78
13	Australia	1,380	23,232,413	59,380	1.11
14	Spain	1,314	48,958,159	26,838	2.33
15	Mexico	1,149	124,574,795	9,225	5.94
16	Indonesia	1,015	260,580,739	3,897	12.42
17	Florida	967	20,984,400	46,098	1

County

n

Top Counties:

1. Miami-Dade	\$141.7
2. Broward	\$96.6
3. Orange	\$89.8
4. Hillsborough	\$77.2
5. Palm Beach	\$76.9
6. Duval	\$60.1
7. Pinellas	\$44.1
8. Lee	\$23.8
9. Polk	\$20.8
10. Brevard	\$20.5

Bureau of Economic Analysis, 2015 data

1.	Miami-Dade	\$141.7
2.	Broward	\$96.6
3.	Orange	\$89.8
4.	Hillsborough	\$77.2
5.	Palm Beach	\$76.9
6.	Duval	\$60.1
7.	Pinellas	\$44.1
8.	Lee	\$23.8
9.	Polk	\$20.8
10.	Brevard	\$20.5

**FLORIDA
CHAMBER**
Foundation

Upcoming Events

Florida Chamber Foundation Learners to Earners Workforce Summit

June 18-19, 2019

Wyndham Grand Orlando Resort Bonnet Creek

Florida Chamber Foundation Military Defense & Veterans Summit

August 13-14, 2019

Hyatt Regency Jacksonville

Future of Florida Forum

October 28-30, 2019

Hyatt Regency Grand Cypress, Orlando