

# Mobility Trends & Patterns

Miami-Dade Metropolitan Planning Organization



## 2016 TRANSPORTATION SUMMIT

December 6, 2016 ► Miami

9:00 a.m. – 4:00 p.m. | Hilton Miami Airport

Aileen Bouclé, AICP  
Executive Director



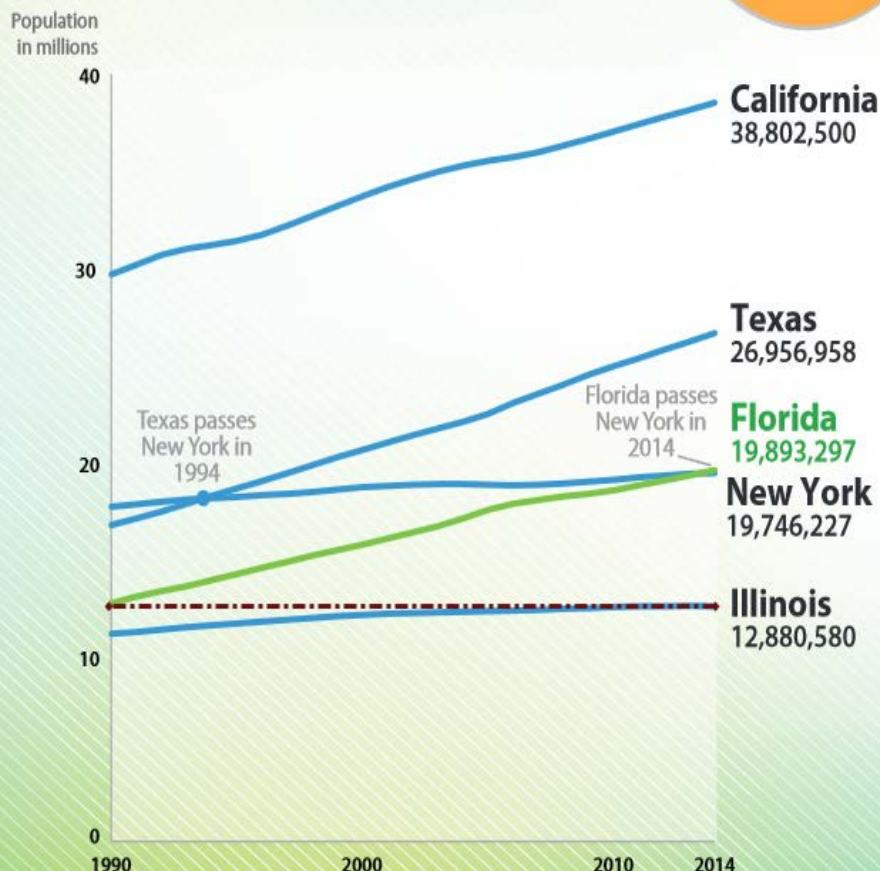
MOBILITY OPTIONS  
**2040** Miami-Dade  
Transportation Plan  
EYES ON THE FUTURE

# Mobility Trends & Patterns

Miami-Dade Metropolitan Planning Organization

## Florida Passes New York in State Population

Sunshine  
State is  
No. 3



Largest States focus  
on  
Mobility  
Management



MOBILITY OPTIONS  
**2040** Miami-Dade  
Transportation Plan  
EYES ON THE FUTURE

# Mobility Trends & Patterns

Miami-Dade Metropolitan Planning Organization



## Strategic Program of Projects

- I. Roadway/Transit Network
- II. Complete Streets/Livability
- III. Strong Land-Use/Transportation Linkage
- IV. Maximize Economic Development



MIAMI-DADE  
METROPOLITAN PLANNING ORGANIZATION  
SMART Plan Mobility Today & Tomorrow



MOBILITY OPTIONS  
**2040** Miami-Dade  
Transportation Plan  
EYES ON THE FUTURE

# Mobility Trends & Patterns

## Miami-Dade Metropolitan Planning Organization

### San Francisco/Bay Area

Project	Mode	Agency	Capital Cost (\$millions)	Primary Federal Source & Share		Primary State/Local Source & Share	
East Bay BRT	Bus Rapid Transit	AC Transit	\$152	Small Starts	42%	Regional Measure 2	32%
Santa Clara-Alum Rock BRT	Bus Rapid Transit	VTa	\$148	-	-	State Proposition 1B	61%
Van Ness Avenue BRT	Bus Rapid Transit	SFCTA	\$163	Small Starts	46%	Proposition K Sales Tax	22%
eBART	Commuter Rail DMU	BART	\$462	-	-	Regional Measure 2	19%
SMART Train Phase I	Commuter Rail DMU	SMART	\$473	-	-	Measure Q	29%
BART Silicon Valley Berryessa Extension	Heavy Rail	VTa	\$2,300	New Starts	40%	2000 Measure A	51%
BART Warm Springs Extension	Heavy Rail	BART	\$890	-	-	ACTIA Measure B Tier 1	24%
Central Subway	Light Rail	SFMTA	\$1,578	New Starts	60%	State Proposition 1B	20%
Transbay Center Phase I	Station	SFCTA	\$1,899	ARRA	30%	Land Sales	27%

**Total Capital Costs for Selected Projects \$ 8,065**



MOBILITY OPTIONS  
**2040** Miami-Dade  
 Transportation Plan  
 EYES ON THE FUTURE



# Mobility Trends & Patterns

## Miami-Dade Metropolitan Planning Organization

### Los Angeles

#### Los Angeles Project Funding at a Glance

Project	Mode	Agency	Capital Cost (\$millions)	Primary Federal Source & Share		Primary State/Local Source & Share	
Perris Valley Line	Heavy Rail	Metro	\$248	New Starts	44%	Measure R	21%
Purple Line Extension Phase 1	Light Rail	Metro	\$2,840	TIGER	1%	Measure R	91%
Crenshaw Line	Light Rail	Metro	\$2,058	-	-	Measure R	84%
Expo Line Phase 2	Light Rail	Metro	\$1,500	-	-	Measure R	97%
Gold Line Foothill Extension to Azusa	Light Rail	Metro	\$735	New Starts	48%	Prop 1	8%
Regional Connector	Commuter Rail	MetroLink / RCTC	\$1,403	Small Starts	30%	Measure A	25%

**Total Capital Costs for Selected Projects** **\$8,784**



MOBILITY OPTIONS  
**2040** Miami-Dade  
 Transportation Plan  
 EYES ON THE FUTURE

# Mobility Trends & Patterns

## Miami-Dade Metropolitan Planning Organization

### San Diego

#### San Diego Project Funding at a Glance

Project	Mode	Agency	Capital Cost (\$millions)	Primary Federal Source & Share		Primary State/Local Source & Share	
South Bay BRT	BRT	SANDAG	\$100	-	-	Sales Tax Revenue Bonds	100%
Mid-Coast Corridor	Light Rail	SANDAG	\$2,000	New Starts	50%	State/Local	50%

**Total Capital Costs for Selected Projects** **\$2,100**

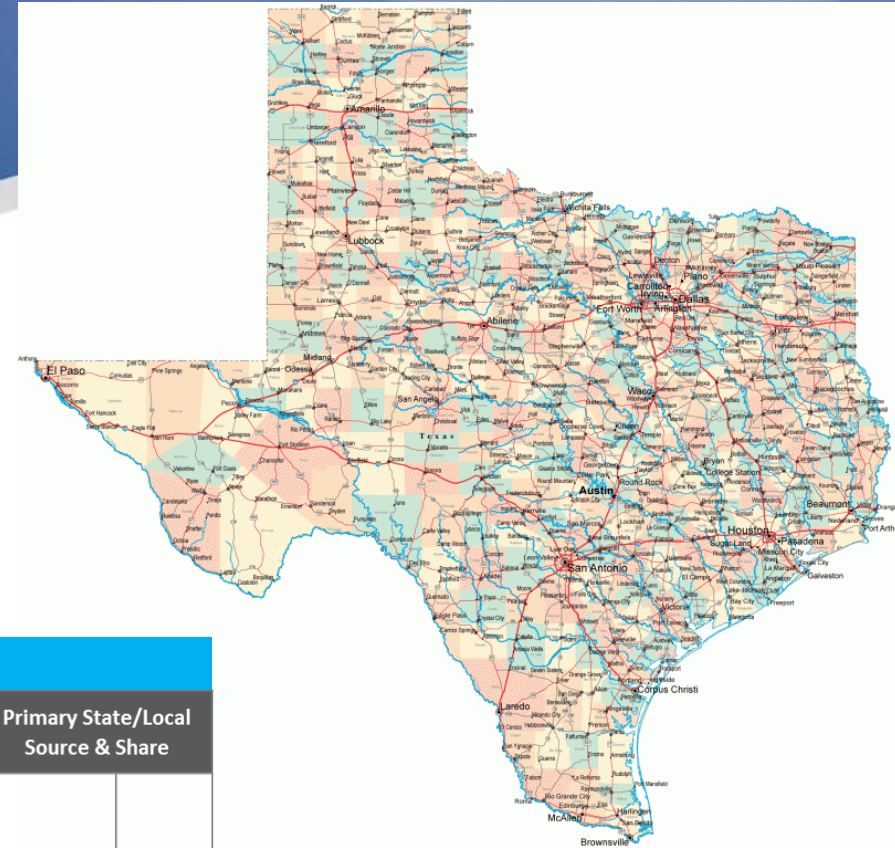


MOBILITY OPTIONS  
**2040** Miami-Dade  
 Transportation Plan  
 EYES ON THE FUTURE

# Mobility Trends & Patterns

## Miami-Dade Metropolitan Planning Organization

### Houston-Galveston



#### Houston Project Funding at a Glance

Project	Mode	Agency	Capital Cost (\$millions)	Primary Federal Source & Share		Primary State/Local Source & Share	
Uptown (Post Oak) BRT	BRT	Metro	\$193	CMAQ	28%	Sales Tax	72%
East End Line Phase 1	Light Rail	Metro	\$230	-	-	Sales Tax	100%
East End Line Phase 2	Light Rail	Metro	\$230	-	-	Sales Tax	100%
Southeast Line	Light Rail	Metro	\$823	New Starts			

**Total Capital Costs for Selected Projects**

**\$1,575**

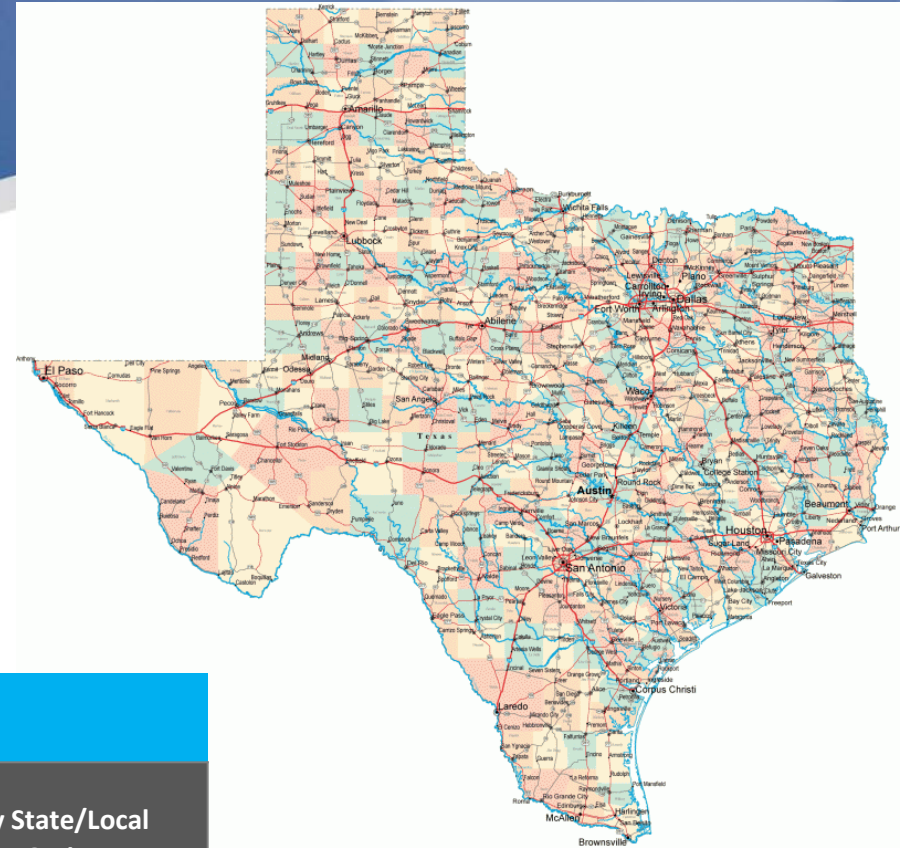


MOBILITY OPTIONS  
**2040** Miami-Dade  
 Transportation Plan  
 EYES ON THE FUTURE

# Mobility Trends & Patterns

## Miami-Dade Metropolitan Planning Organization

Dallas



### Dallas Project Funding at a Glance

Project	Mode	Agency	Capital Cost (\$millions)	Primary Federal Source & Share		Primary State/Local Source & Share	
South Oak Cliff Blue Line Extension	Light Rail	DTA	\$240	-	-	Sales Tax Revenue Bonds	100%
Oak Cliff Street Car	Street Car	DTA	\$101	TIGER	25%	State/local	75%

**Total Capital Costs for Selected Projects**

**\$341**



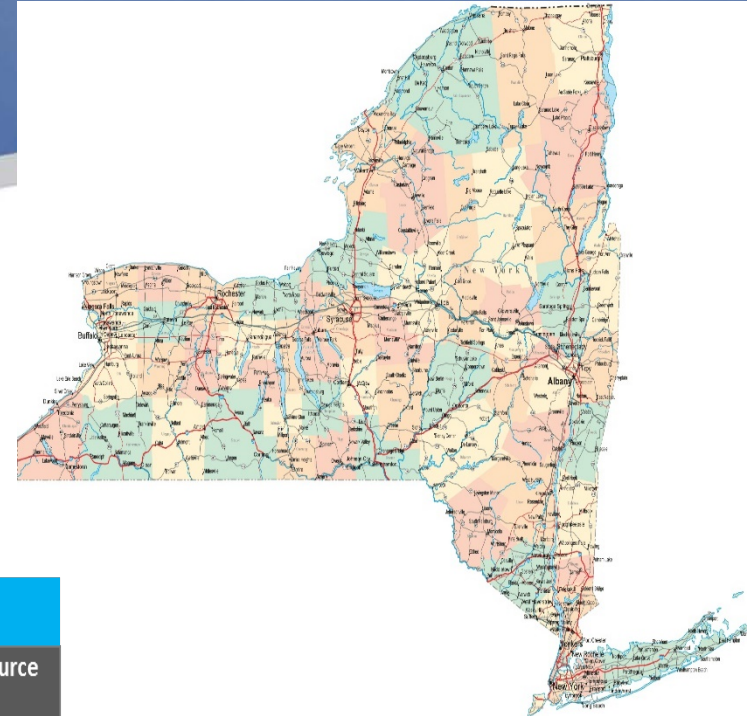
MOBILITY OPTIONS  
**2040** Miami-Dade  
 Transportation Plan  
 EYES ON THE FUTURE



# Mobility Trends & Patterns

## Miami-Dade Metropolitan Planning Organization

### New York City



#### New York Project Funding at a Glance

Project	Mode	Agency	Capital Cost (\$millions)	Primary Federal Source & Share		Primary State/Local Source & Share	
East Side Access	Commuter Rail EMU	MTA	\$10,178	New Starts	26%	MTA Tax Revenues	32%
7 Subway Extension	Heavy Rail	MTA	\$2,420			MTA Tax Revenues	
Second Avenue Subway Phase 1	Heavy Rail	MTA	\$4,867	New Starts	27%	MTA Tax Revenues	46%
Moynihan Station Phase 1	Station	ESDC	\$267	TIGER	31%	PANYNJ & MTA Funds	
World Trade Center Transportation Hub	Station	PANYNJ	\$3,700	FTA Emergency Relief Funds		PANYNJ Bonds	

**Total Capital Costs for Selected Projects**      **\$21,432**



MOBILITY OPTIONS  
**2040** Miami-Dade  
 Transportation Plan  
 EYES ON THE FUTURE

# SMART Plan/SMART Region

## Strategic Miami Area Rapid Transit

- **Six (6) Rapid Transit Corridors**

- ✓ Beach
- ✓ East-West
- ✓ Kendall
- ✓ North
- ✓ Northeast
- ✓ South

Over 55 miles  
of rail projects

- **Six (6) Bus Express Rapid Transit Corridors**

- ✓ Beach Express
- ✓ Flagler Street
- ✓ Florida Turnpike
- ✓ NW Miami-Dade Express
- ✓ S Miami-Dade Express
- ✓ SW Miami-Dade Express

Over 90 miles  
of express bus  
network

- Supported by the MPO Governing Board, Miami-Dade County, Municipalities, State and many private entities.



MOBILITY OPTIONS  
**2040** Miami-Dade  
Transportation Plan  
EYES ON THE FUTURE

# Questions & Discussion



**AILEEN BOUCLÉ, AICP**  
**MIAMI-DADE MPO EXECUTIVE DIRECTOR**  
**305-375-4507**

[www.miamidademppo.org](http://www.miamidademppo.org)



**MIAMI-DADE  
METROPOLITAN PLANNING ORGANIZATION**  
**SMART Plan** Mobility Today & Tomorrow



MOBILITY OPTIONS  
**2040** Miami-Dade  
Transportation Plan  
EYES ON THE FUTURE